



US00D902674S

(12) **United States Design Patent**
Huang

(10) **Patent No.:** **US D902,674 S**

(45) **Date of Patent:** **** Nov. 24, 2020**

- (54) **WHISK**
- (71) Applicant: **RAJESH KOTHAMASU**, Pradesh (IN)
- (72) Inventor: **Dahai Huang**, Quanzhou (CN)
- (73) Assignee: **RAJESH KOTHAMASU**, Pradesh (IN)
- (**) Term: **15 Years**
- (21) Appl. No.: **29/745,181**
- (22) Filed: **Aug. 4, 2020**
- (51) **LOC (12) Cl.** **07-04**
- (52) **U.S. Cl.**
USPC **D7/690**
- (58) **Field of Classification Search**
USPC D7/680–696, 393, 395, 669, 368
CPC A47J 43/1087; A47J 43/105; A47J 43/10;
A47J 43/1093; A47J 43/0711; A47J
43/287; A47J 19/04
See application file for complete search history.

2,652,236 A *	9/1953	Lum	A47J 43/1087 416/70 R
2,836,402 A *	5/1958	Barnes	A47J 43/28 416/70 R
5,725,305 A *	3/1998	Delbor	A47J 43/1087 366/129
D406,216 S *	3/1999	Renner	D7/690
D413,493 S *	9/1999	Thurlow	D7/690
5,947,595 A *	9/1999	Eurisch	A47J 43/281 366/129
D487,382 S *	3/2004	Kaposi	D7/688
D507,943 S *	8/2005	Settele	D7/690
D702,513 S *	4/2014	Harris	D7/692
D872,544 S	1/2020	Hiltensbrand		
D878,148 S	3/2020	Schopf		
D882,356 S	4/2020	Gort-Barten		

* cited by examiner

Primary Examiner — Terry A Wallace
(74) *Attorney, Agent, or Firm* — ScienBiziP, P.C.

(57) **CLAIM**

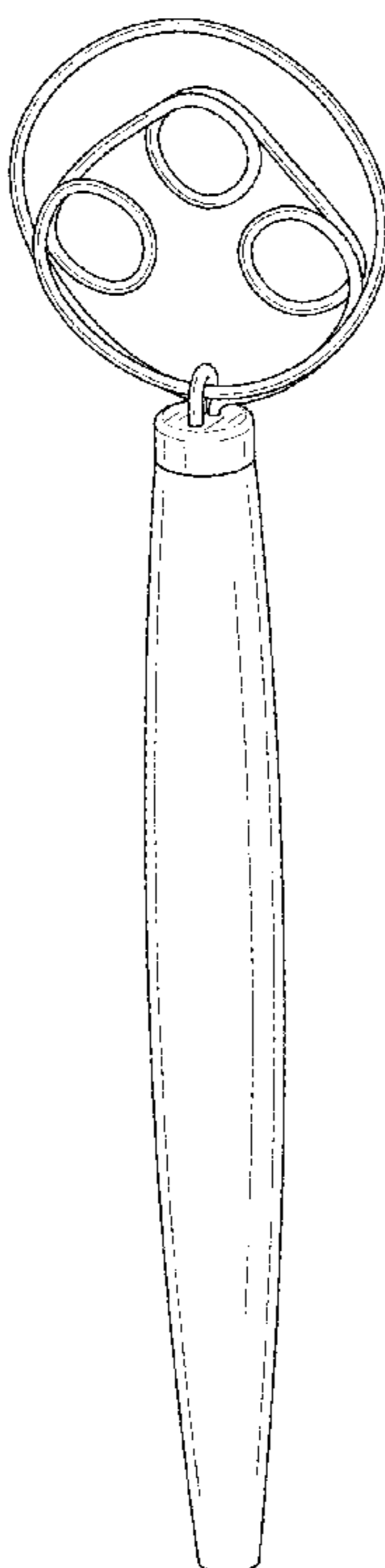
The ornamental design for a whisk, as shown and described.

DESCRIPTION

FIG. 1 is a front perspective view of a whisk, showing my design;
FIG. 2 is a front elevation view thereof;
FIG. 3 is a rear elevation view thereof;
FIG. 4 is a left side elevation view thereof;
FIG. 5 is a right side elevation view thereof;
FIG. 6 is a top plan view thereof; and,
FIG. 7 is a bottom plan view thereof.

1 Claim, 6 Drawing Sheets

- (56) **References Cited**
U.S. PATENT DOCUMENTS
- 1,140,341 A * 5/1915 Johnston et al. A47J 43/105
416/75
- 1,368,180 A * 2/1921 Nakamura A47J 43/1087
416/70 R
- 1,710,836 A * 4/1929 Nippert A47J 43/1087
416/70 R
- 2,482,587 A * 9/1949 Hughes A47J 43/1087
416/70 R



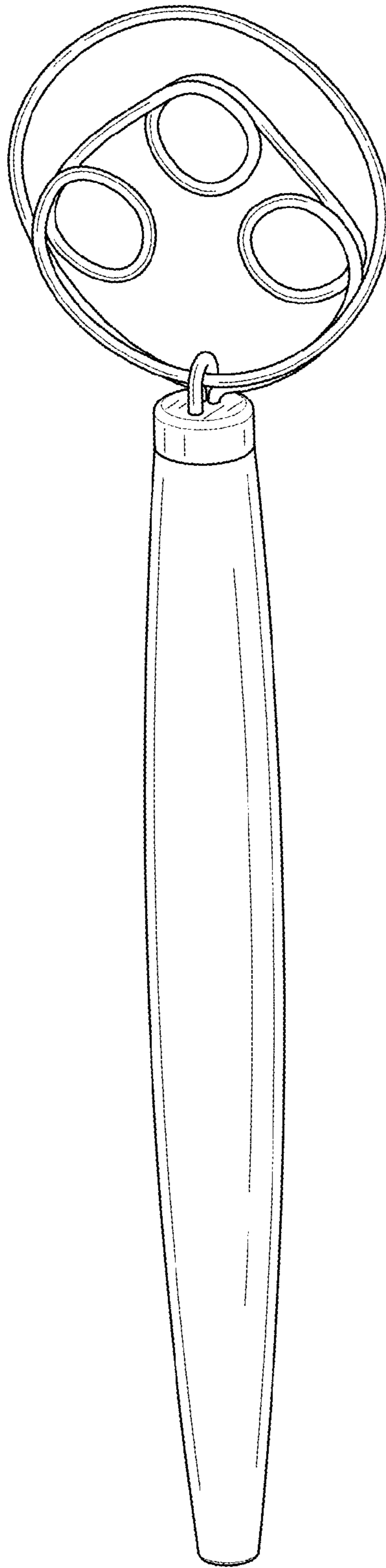


FIG.1

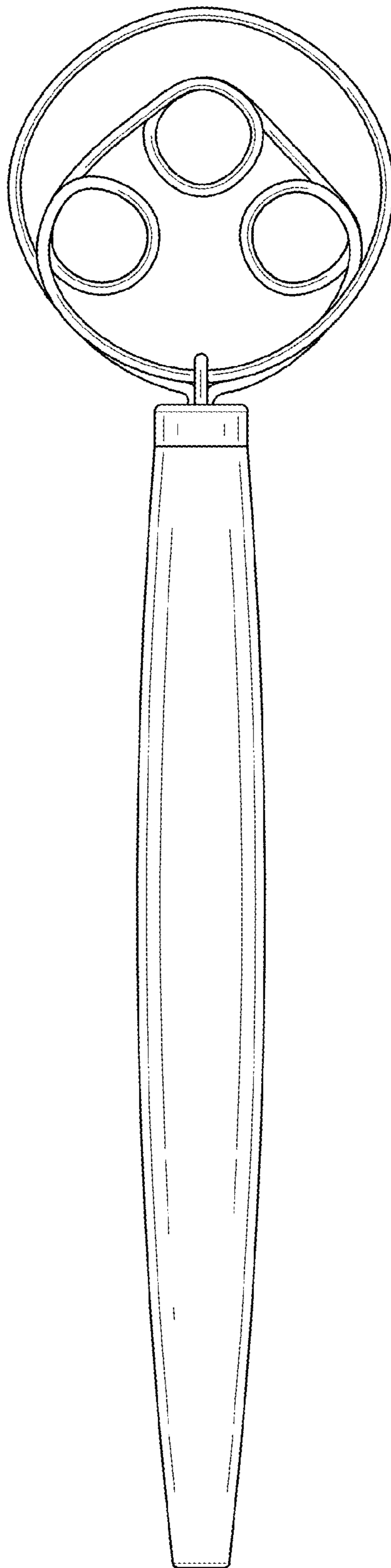


FIG.2

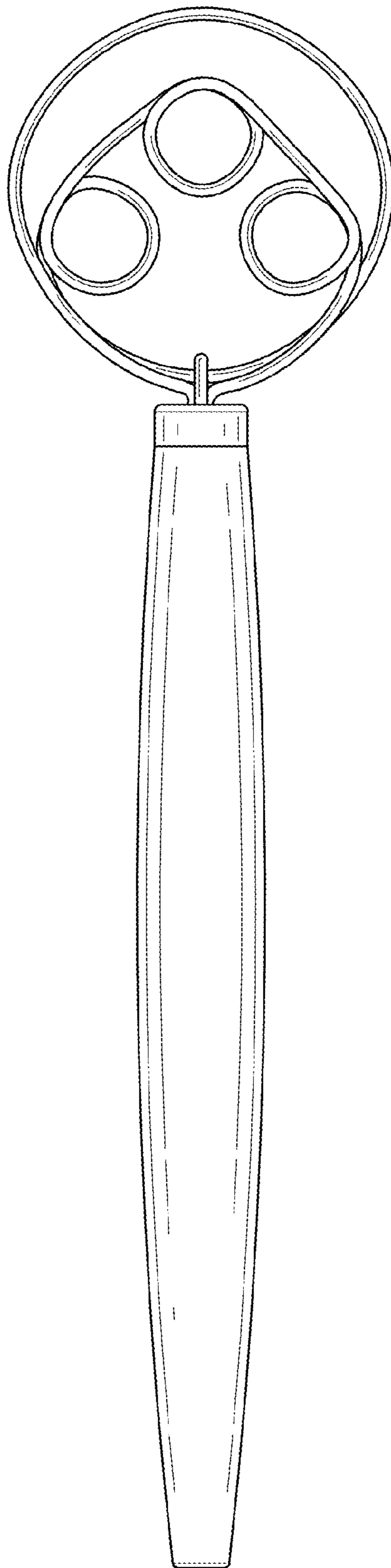


FIG. 3




FIG.4




FIG.5




FIG. 6

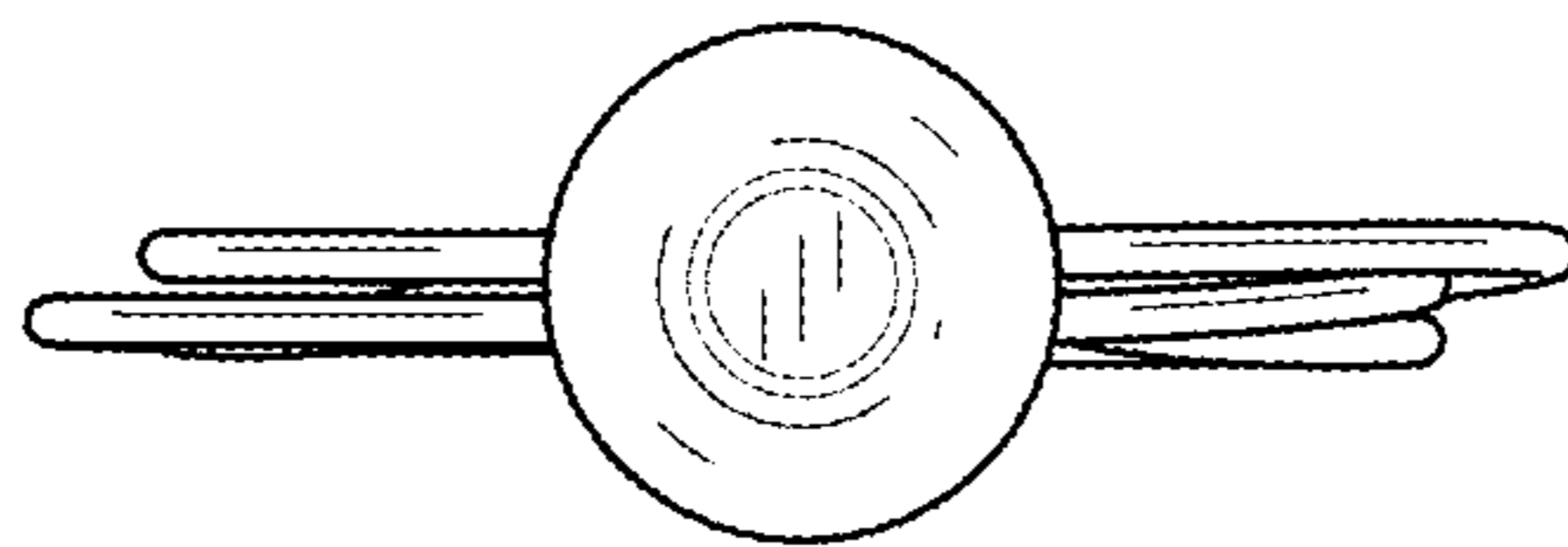


FIG. 7