



US00D902624S

(12) **United States Design Patent** (10) **Patent No.:** **US D902,624 S**  
**Fons** (45) **Date of Patent:** **\*\* Nov. 24, 2020**

(54) **HOCKEY STICKS HOLDER**  
(71) Applicant: **Jason Fons**, Redondo Beach, CA (US)  
(72) Inventor: **Jason Fons**, Redondo Beach, CA (US)  
(\*\*) Term: **15 Years**  
(21) Appl. No.: **29/644,914**  
(22) Filed: **Apr. 20, 2018**  
(51) **LOC (12) Cl.** ..... **06-04**  
(52) **U.S. Cl.**  
USPC ..... **D6/552**  
(58) **Field of Classification Search**  
USPC ..... D6/552, 553, 512-514, 569, 570, 571;  
211/13.1, 70.2, 70.1, 70.5, 70.6, 65;  
D8/354, 371, 373, 380; D25/38.1, 126,  
D25/35, 47, 49, 123, 48, 60, 119, 121,  
D25/122, 124, 125, 12, 136, 52, 102, 61,  
D25/43  
CPC . A63B 71/0045; A63B 60/60; A63B 2102/18;  
A63B 71/00  
See application file for complete search history.

D394,595 S \* 5/1998 Walsh ..... D25/119  
D408,932 S \* 4/1999 Hart ..... D25/122  
D419,858 S \* 2/2000 Bosgoed ..... D25/121  
D455,841 S \* 4/2002 Fisher ..... D25/61  
D469,886 S \* 2/2003 Barnett ..... D25/119  
D511,387 S \* 11/2005 Beach ..... D25/1  
D574,518 S \* 8/2008 Antonic ..... D25/121  
D594,563 S \* 6/2009 Polston ..... D25/136  
D639,143 S \* 6/2011 Schaefer ..... D8/354  
D666,321 S \* 8/2012 Morton ..... D25/119  
D675,750 S \* 2/2013 King ..... D25/122  
D679,237 S \* 4/2013 Austro ..... D12/317  
D702,875 S \* 4/2014 Klus ..... D26/138  
D765,009 S \* 8/2016 Conrad ..... D12/317  
D792,611 S \* 7/2017 Shargani ..... D25/119  
D795,454 S \* 8/2017 Curtin ..... D25/119  
D851,279 S \* 6/2019 Springborn ..... D25/38.1  
D880,009 S \* 3/2020 Loughren ..... D25/126

\* cited by examiner

*Primary Examiner* — Nathan M Johnston  
(74) *Attorney, Agent, or Firm* — Cislo & Thomas, LLP

(57) **CLAIM**

I claim the ornamental design for the hockey sticks holder, as shown and described.

**DESCRIPTION**

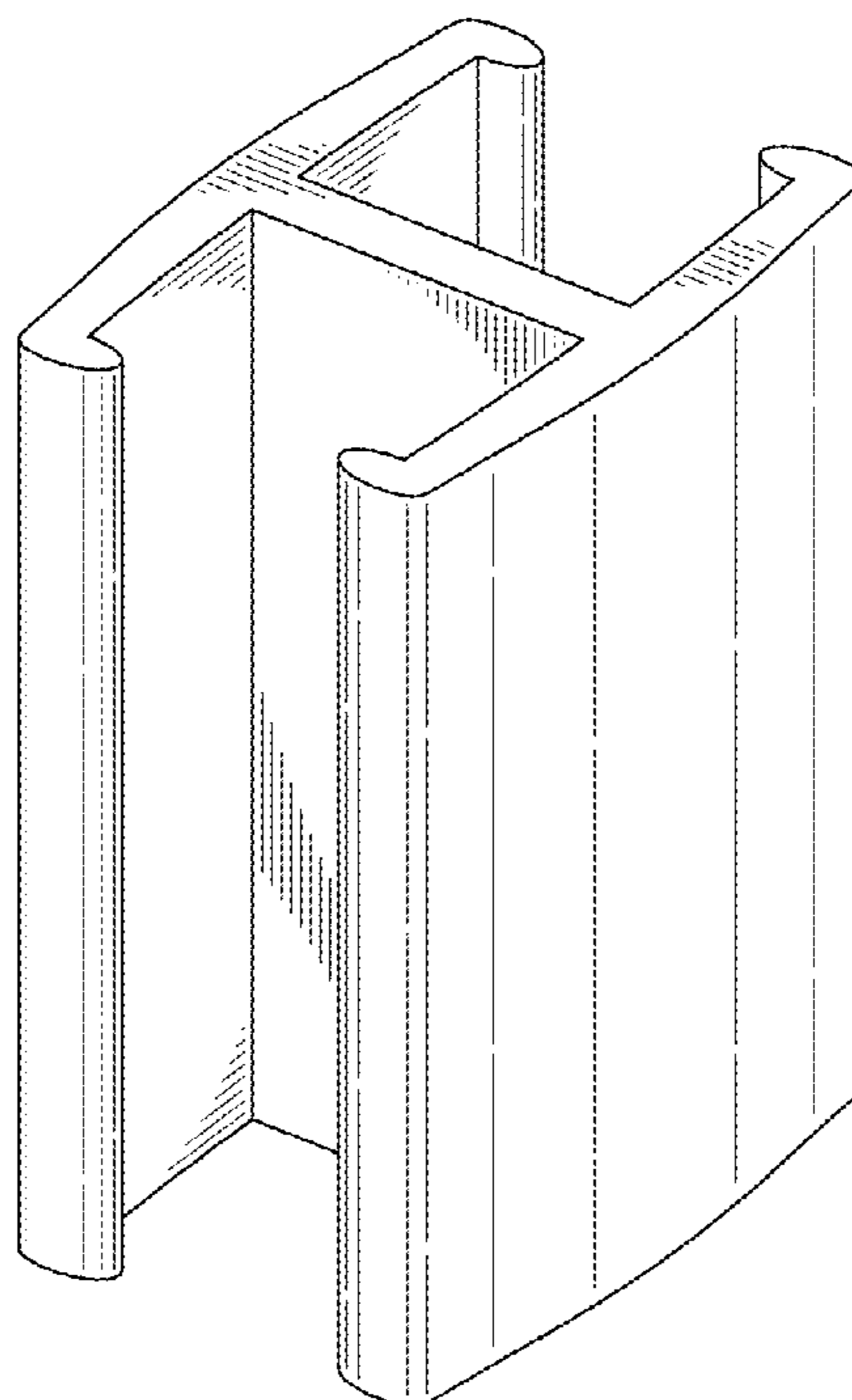
FIG. 1 is a perspective view of the hockey sticks holder. FIG. 2 is a left side elevation view of the hockey sticks holder, the right side elevation view being a mirror image thereof. FIG. 3 is a front view of the hockey sticks holder, the rear view being a mirror image thereof; and, FIG. 4 is a top plan view of the hockey sticks holder, the bottom plan view being a mirror image thereof.

**1 Claim, 1 Drawing Sheet**

(56) **References Cited**

**U.S. PATENT DOCUMENTS**

D27,394 S \* 7/1897 Horton ..... D25/121  
1,837,706 A \* 12/1931 Ferguson ..... E04C 3/08  
52/694  
2,031,002 A \* 2/1936 Moore ..... E21B 15/00  
403/172  
2,063,146 A \* 12/1936 Becker ..... E02D 5/28  
405/231  
2,387,432 A \* 10/1945 Du Laney ..... E04C 3/29  
52/376



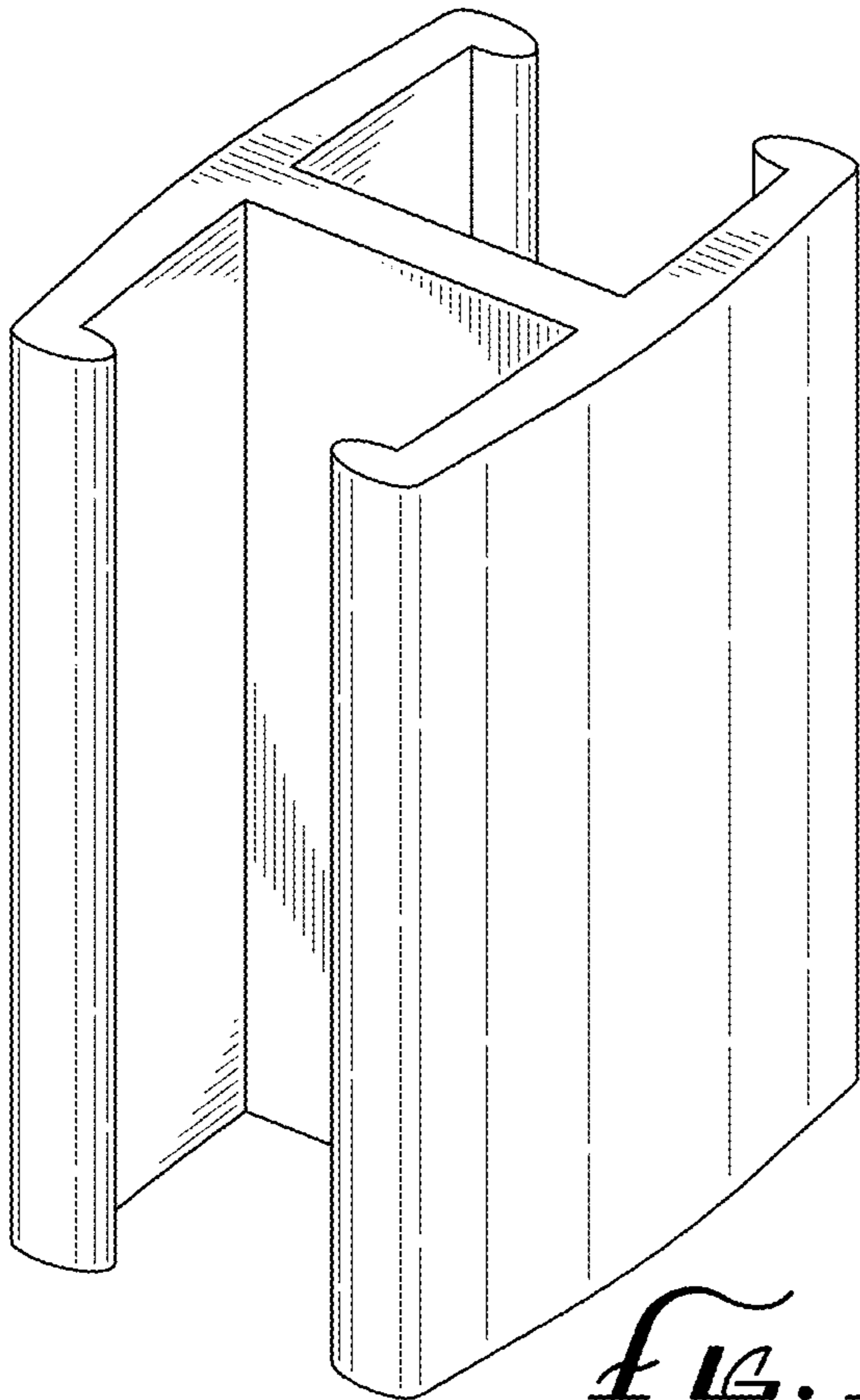


FIG. 1

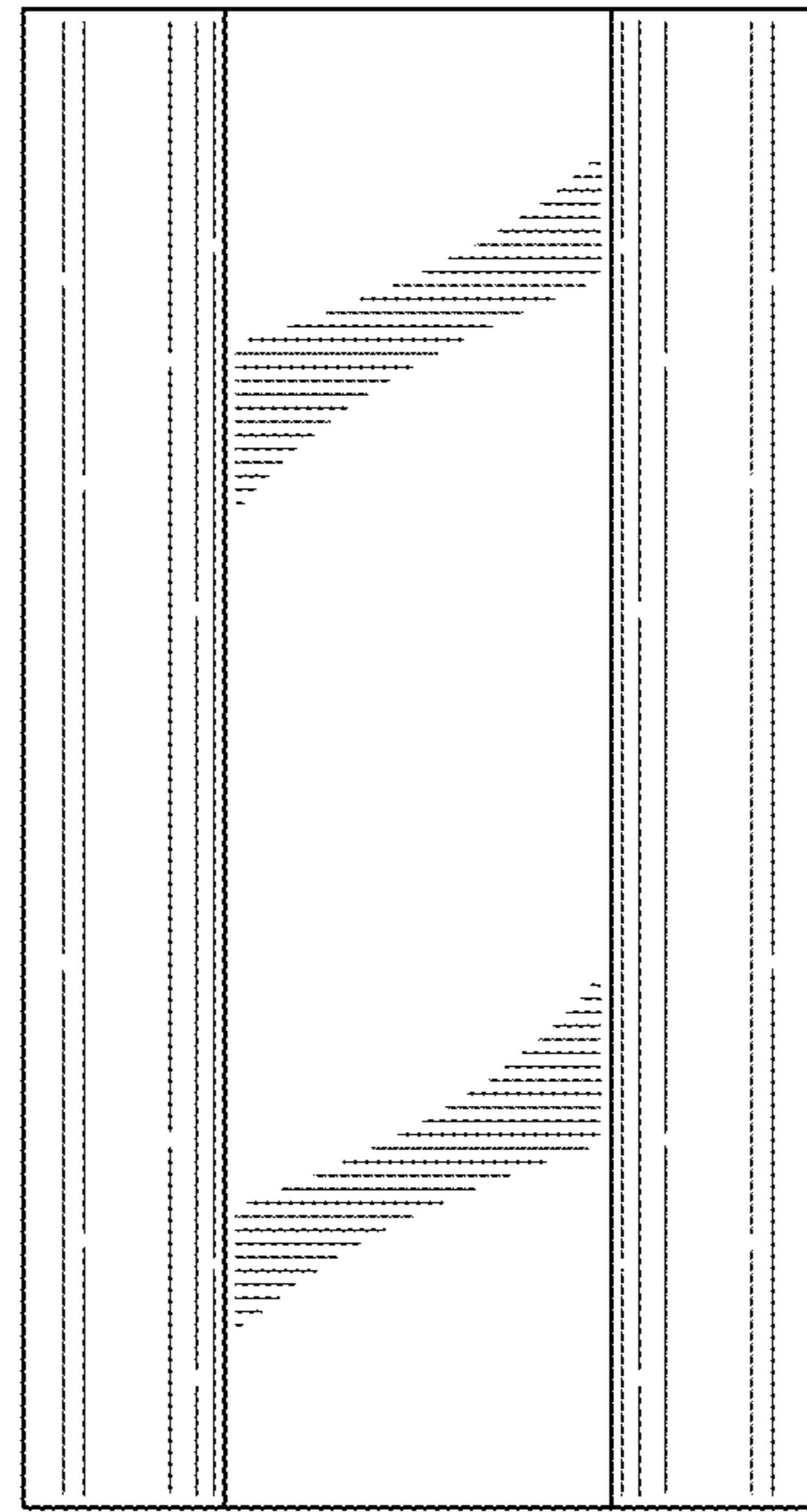


FIG. 2




FIG. 3

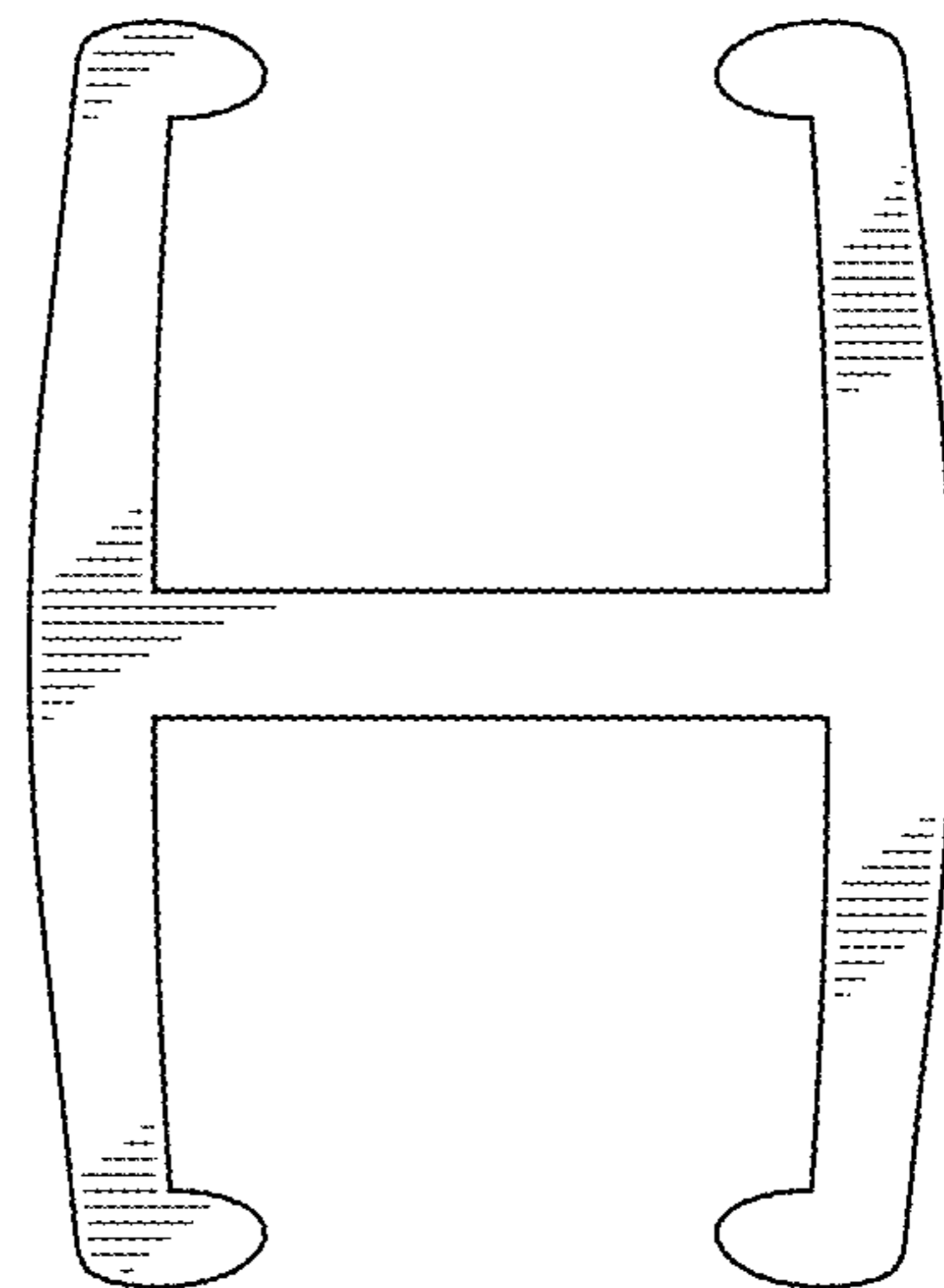


FIG. 4