



US00D902613S

(12) **United States Design Patent** (10) **Patent No.:** **US D902,613 S**
Nardi et al. (45) **Date of Patent:** **** Nov. 24, 2020**

(54) **CHAIR**

(56) **References Cited**

(71) Applicant: **NARDI S.P.A.**, Chiampo (IT)

U.S. PATENT DOCUMENTS

(72) Inventors: **Giampietro Nardi**, Chiampo (IT);
Raffaello Galiotto, Chiampo (IT)

D666,015	S	*	8/2012	Morrison	D6/360
D726,433	S	*	4/2015	Starck	D6/360
D746,074	S	*	12/2015	Chipman	D6/360
D786,574	S	*	5/2017	Galiotto	D6/360
D800,467	S	*	10/2017	Galiotto	D6/360
D816,360	S	*	5/2018	Saotome	D6/360
D825,943	S	*	8/2018	Boonen	D6/360
D860,666	S	*	9/2019	Urquiola	D6/360
D867,778	S	*	11/2019	Giotti	D6/360

(73) Assignee: **NARDI S.P.A.**, Chiampo (IT)

(**) Term: **15 Years**

* cited by examiner

(21) Appl. No.: **29/700,058**

(22) Filed: **Jul. 31, 2019**

Primary Examiner — Mary Ann Calabrese

(74) *Attorney, Agent, or Firm* — Lucas & Mercanti, LLP

Related U.S. Application Data

(62) Division of application No. 35/505,518, filed on Jul. 23, 2018 (U.S. filing date under 35 U.S.C. 384), and having an international filing date of Jul. 23, 2018, now Pat. No. Des. 871,098.

(57) **CLAIM**

The ornamental design for a chair, as shown and described.

(51) **LOC (12) Cl.** **06-01**

DESCRIPTION

(52) **U.S. Cl.**
USPC **D6/360**

FIG. 1 is a front perspective view of the chair according to the design;
FIG. 2 is a back perspective view thereof;
FIG. 3 is a front view thereof;
FIG. 4 is a side view thereof, the other side being the mirror image;
FIG. 5 is a back side view thereof;
FIG. 6 is a top view thereof; and,
FIG. 7 is a bottom view thereof.

(58) **Field of Classification Search**
USPC D6/334, 349, 360, 374-376, 379, 380
CPC A47C 3/00; A47C 3/04; A47C 4/00; A47C 3/02; A47C 5/00; A47C 6/06; A47C 7/00; A47C 7/002; A47C 7/14; A47C 7/16; A47C 7/18; A47C 7/36; A47C 7/40
See application file for complete search history.

1 Claim, 7 Drawing Sheets






FIG. 1



FIG. 2



FIG. 3



FIG. 4



FIG. 5




FIG. 6




FIG. 7