

US00D902595S

(12) **United States Design Patent** (10) **Patent No.:** **US D902,595 S**  
**Wilson et al.** (45) **Date of Patent:** **\*\* Nov. 24, 2020**

(54) **CASE WITH CUTOUT FOR CHAINSAW CHAIN**

(71) Applicant: **TriLink Saw Chain, LLC**, Atlanta, GA (US)

(72) Inventors: **Jefferey S. Wilson**, Atlanta, GA (US);  
**Donald Jacob Grant**, Atlanta, GA (US)

(73) Assignee: **Trilink Saw Chain, LLC**, Atlanta, GA (US)

(\*\*) Term: **15 Years**

(21) Appl. No.: **29/702,344**

(22) Filed: **Aug. 19, 2019**

**Related U.S. Application Data**

(63) Continuation of application No. 29/657,951, filed on Jul. 26, 2018, now Pat. No. Des. 863,768.

(51) **LOC (12) Cl.** ..... **03-01**

(52) **U.S. Cl.**  
USPC ..... **D3/318**

(58) **Field of Classification Search**  
USPC ..... D3/279, 285, 289, 318  
CPC ..... A63B 71/00  
See application file for complete search history.

(56) **References Cited**

**U.S. PATENT DOCUMENTS**

D465,330 S 11/2002 Parker  
7,762,510 B2 \* 7/2010 Eller ..... B27B 17/0008  
248/309.1  
D774,757 S 12/2016 Bournay et al.  
D799,202 S 10/2017 Rolfs et al.  
D807,040 S \* 1/2018 Lai ..... D3/318

**OTHER PUBLICATIONS**

“20 in. GC72 Full Chisel Chainsaw Chain”, Available online at: <https://www.homedepot.com/p/TriLink-20-in-GC72-Full-Chisel-Chainsaw-Chain-CL85072PC2/206571755>, 1 page.  
U.S. Appl. No. 29/657,951, “Notice of Allowance,” dated Jul. 30, 2019, 6 pages.

\* cited by examiner

*Primary Examiner* — Holly H Baynham

(74) *Attorney, Agent, or Firm* — Kilpatrick Townsend & Stockton LLP

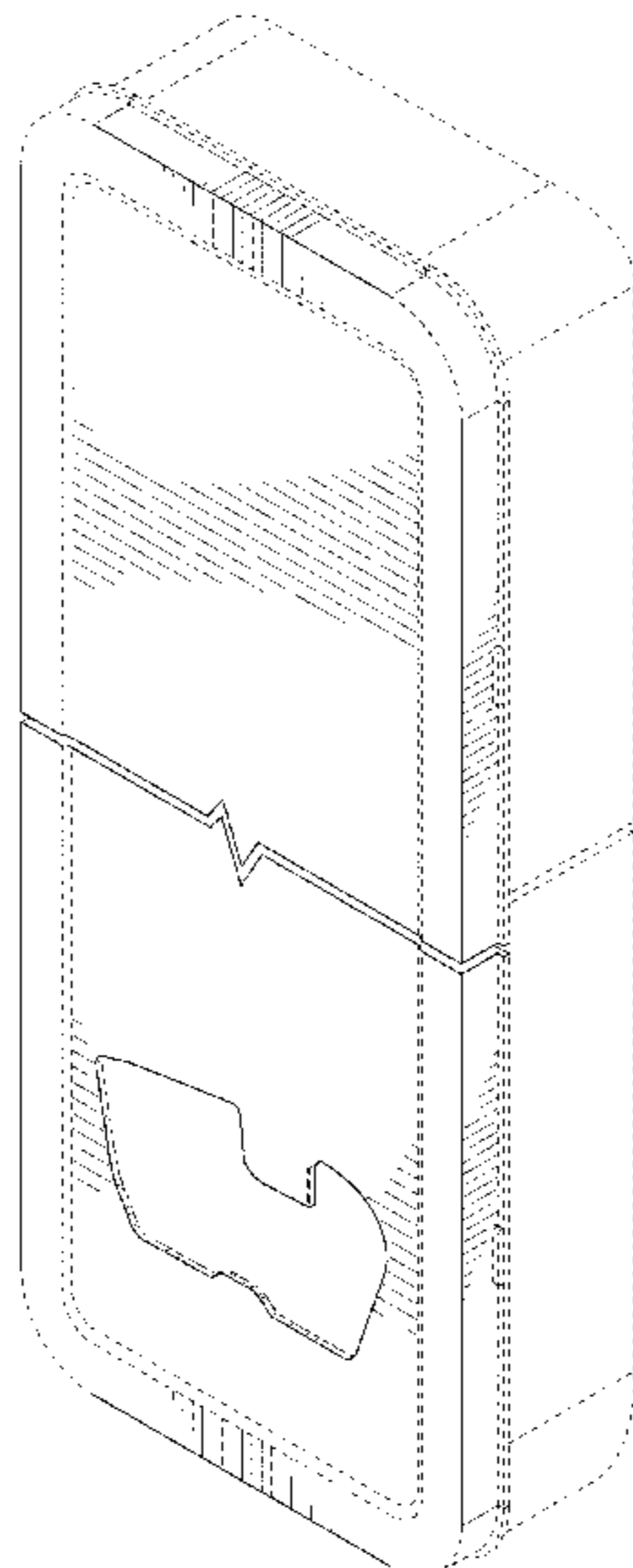
(57) **CLAIM**

The ornamental design for a case with cutout for chainsaw chain, as shown and described.

**DESCRIPTION**

FIG. 1 is a perspective front view of a case with cutout for chainsaw chain, shown in the closed position.  
FIG. 2 is a front view of the case with cutout for chainsaw chain of FIG. 1, shown in the closed position.  
FIG. 3 is a rear view of the case with cutout for chainsaw chain of FIG. 1, shown in the closed position.  
FIG. 4 is a right side view of the case with cutout for chainsaw chain of FIG. 1, shown in the closed position.  
FIG. 5 is a left side view of the case with cutout for chainsaw chain of FIG. 1, shown in the closed position.  
FIG. 6 is a top view of the case with cutout for chainsaw chain of FIG. 1, shown in the closed position.  
FIG. 7 is a bottom view of the case with cutout for chainsaw chain of FIG. 1, shown in the closed position; and,  
FIG. 8 is a perspective view of the case with cutout for chainsaw chain of FIG. 1, shown in the open position.  
The boundary lines immediately adjacent to shaded areas represent a claim boundary and form no part of the claimed design. All other broken lines form no part of the claimed design. The case with cutout for chainsaw chain is shown with a symbolic break in its length. The appearance of any portion of the article between the break lines forms no part of the claimed design.

**1 Claim, 7 Drawing Sheets**



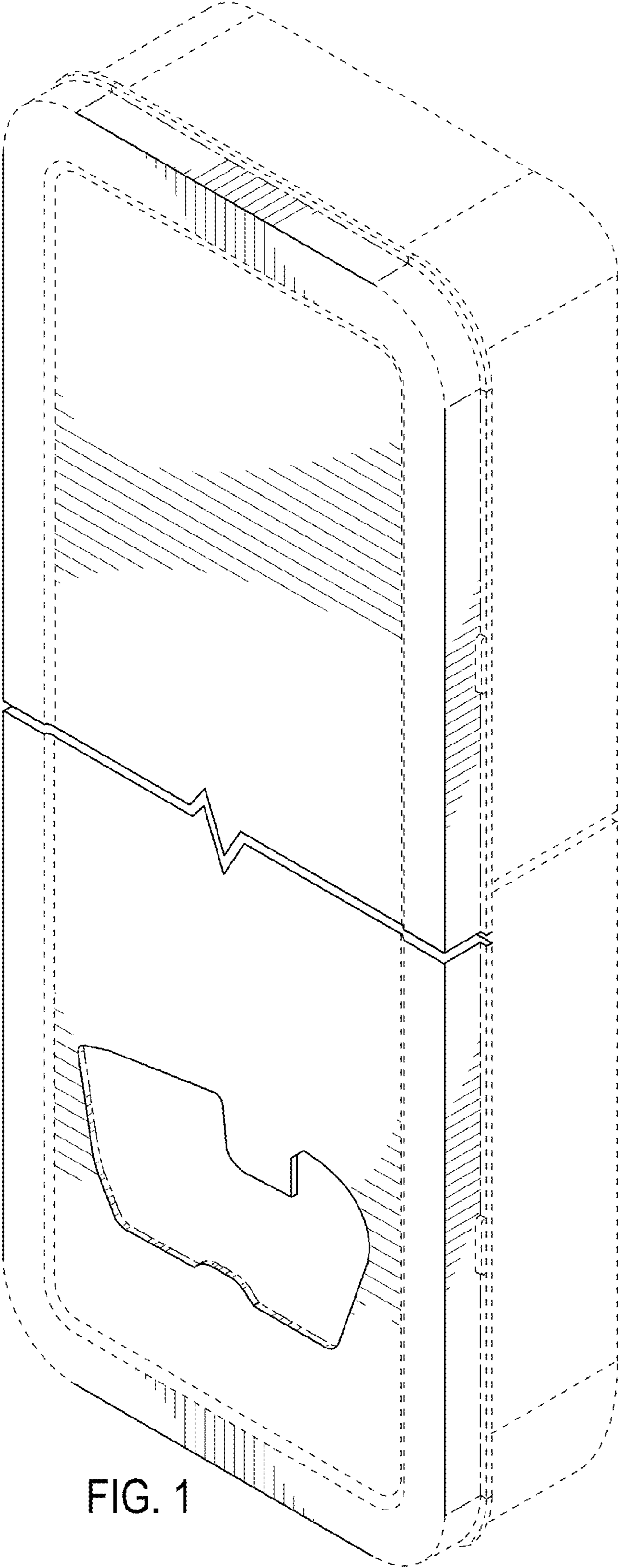


FIG. 1




FIG. 2

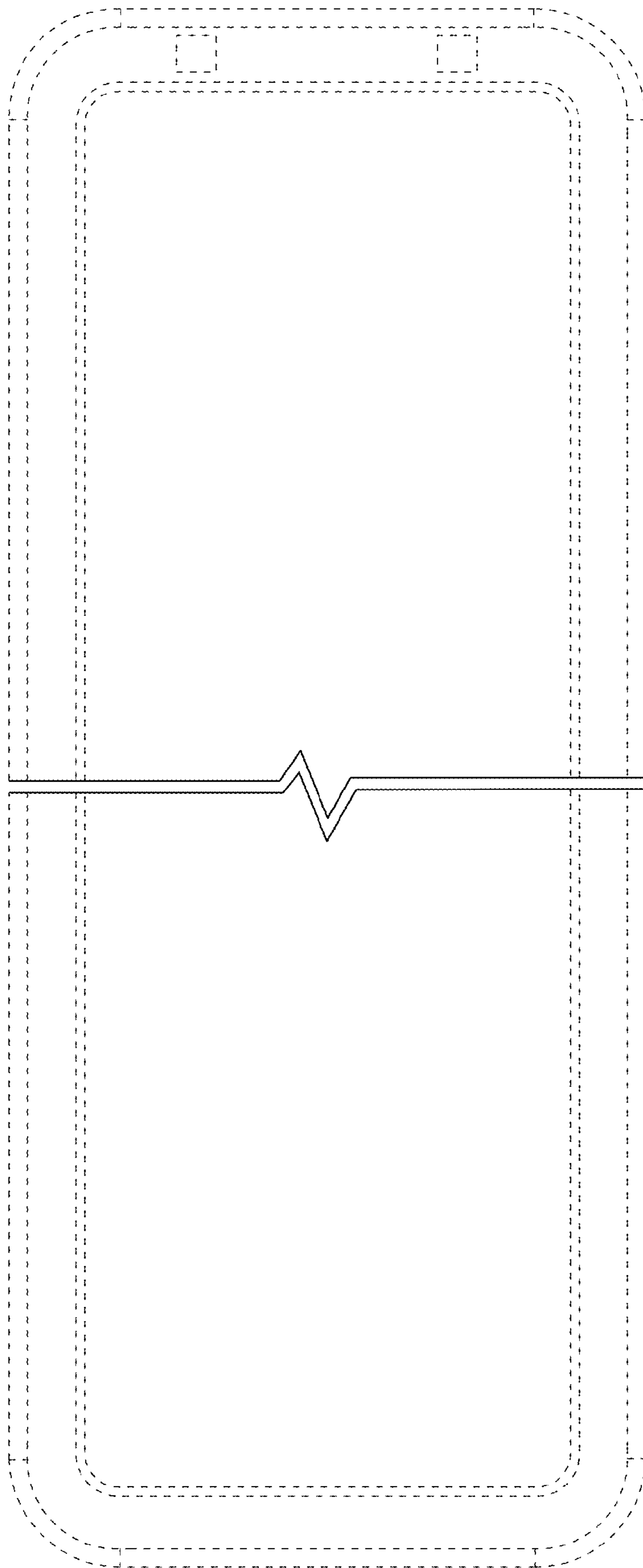


FIG. 3

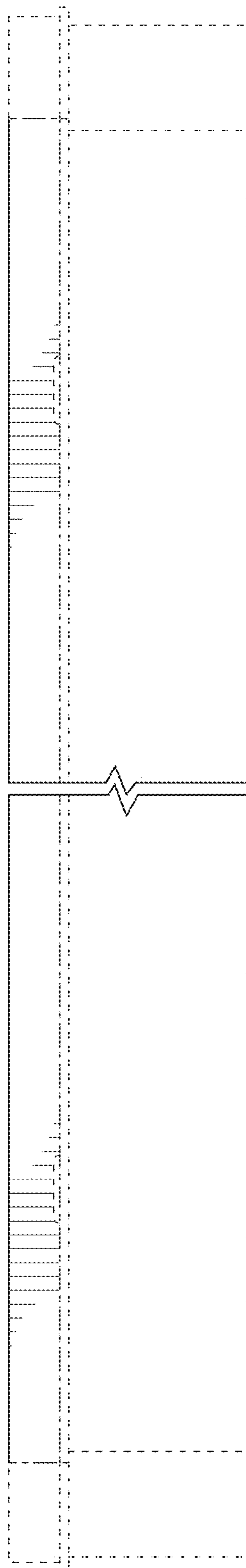


FIG. 4

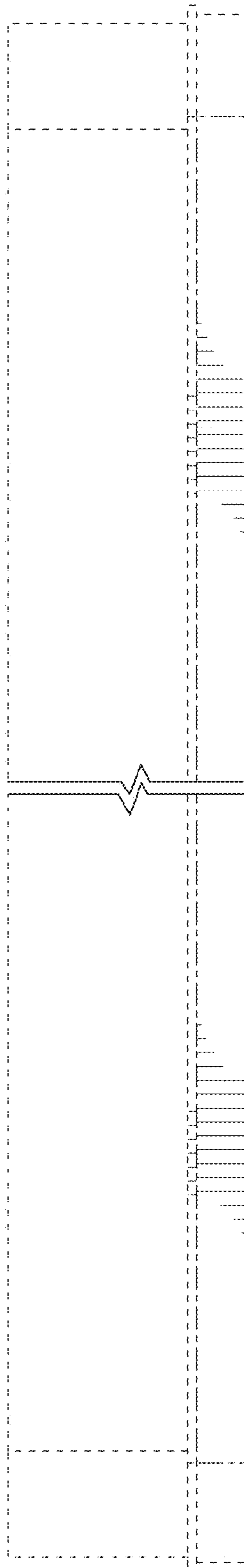


FIG. 5



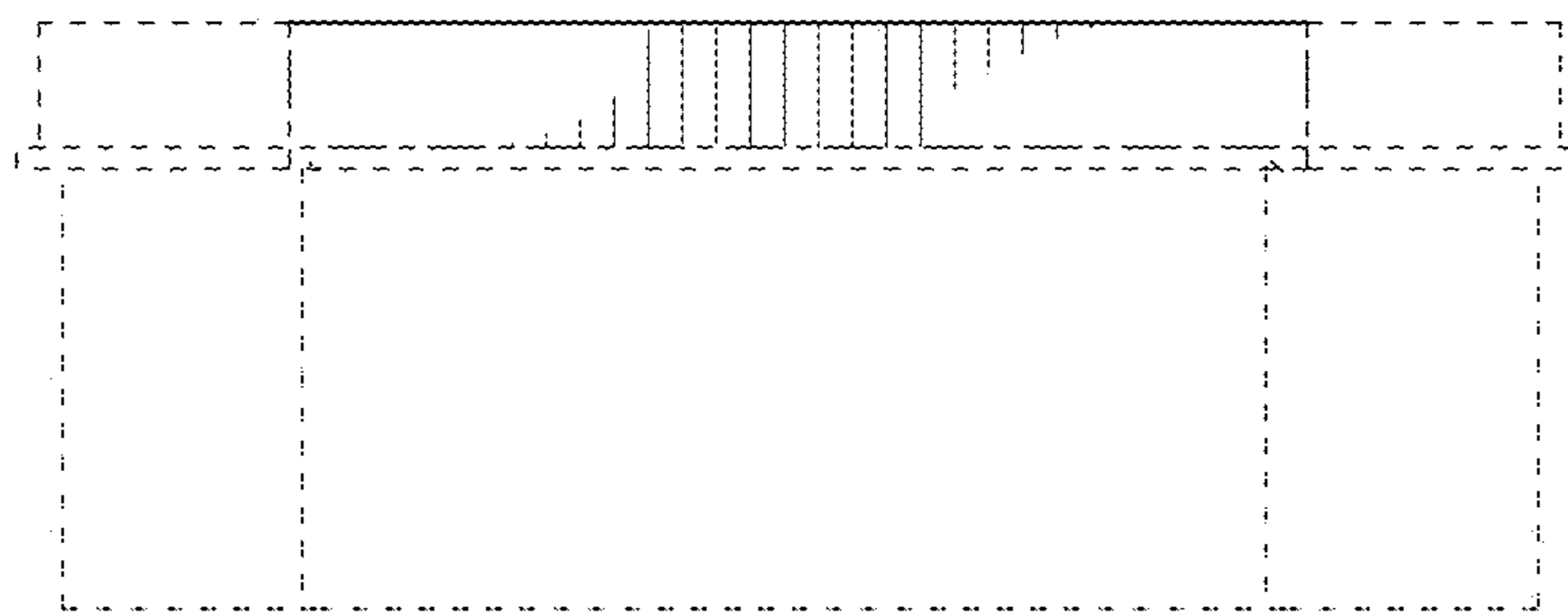


FIG. 6

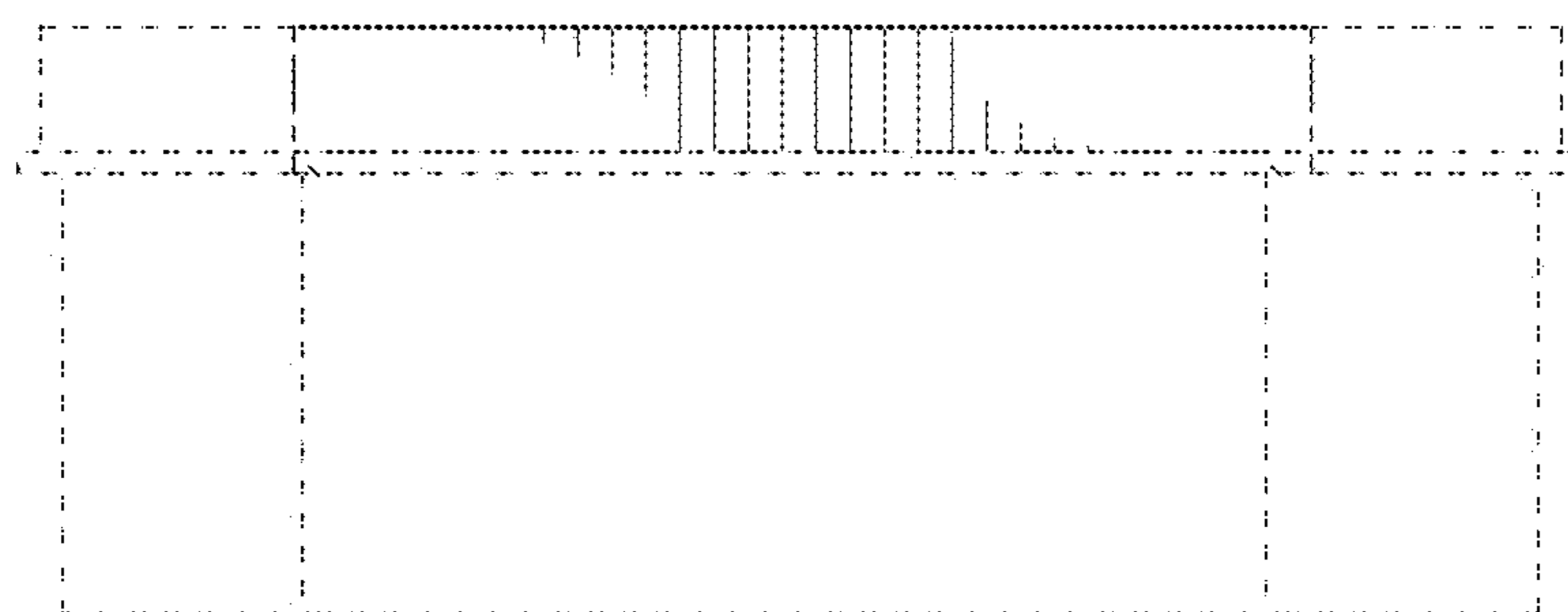


FIG. 7

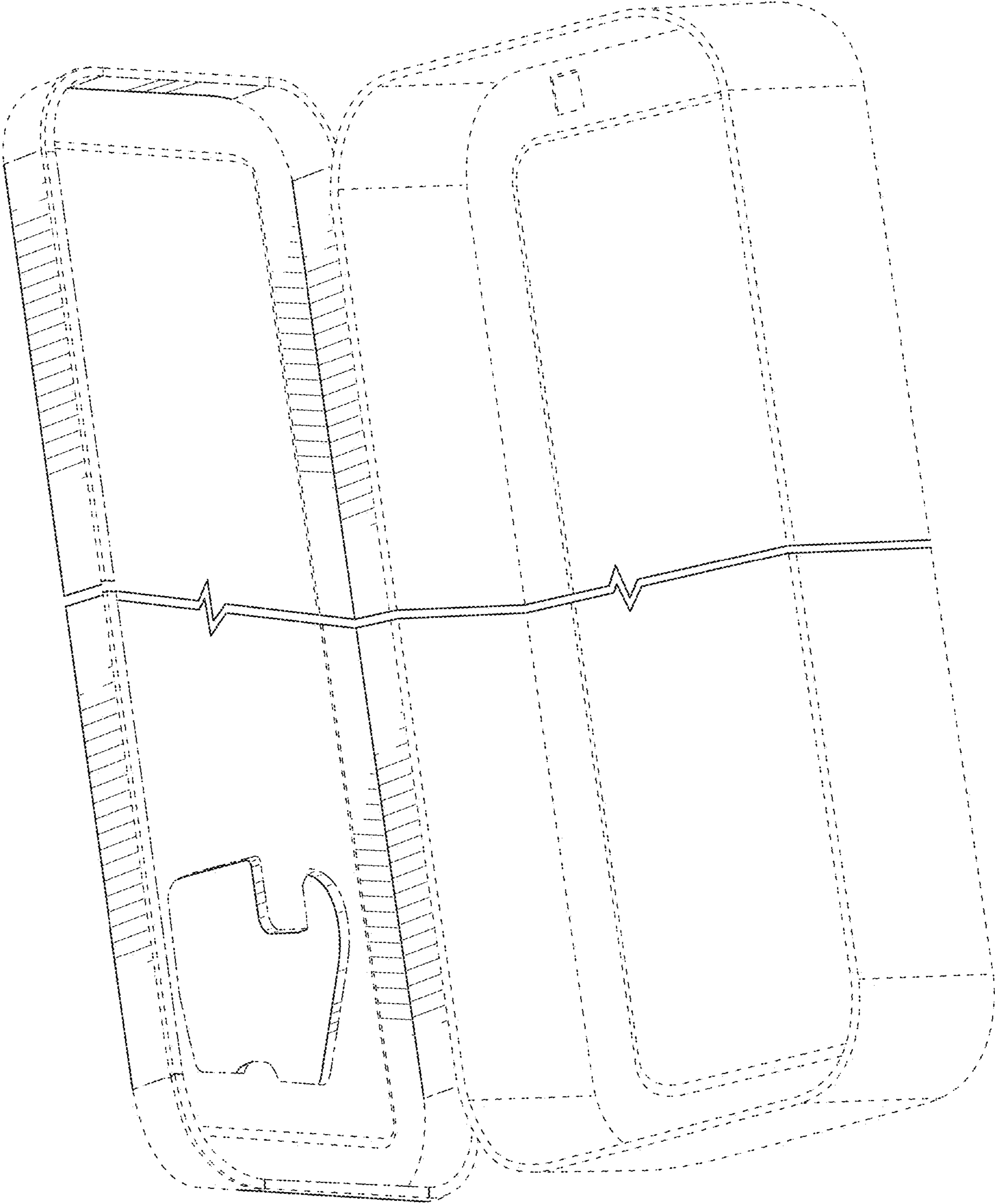


FIG. 8