



US00D902581S

(12) **United States Design Patent**
Madden

(10) **Patent No.:** **US D902,581 S**

(45) **Date of Patent:** **** Nov. 24, 2020**

- (54) **HAT CARRYING PACK**
- (71) Applicant: **Kelly Michelle Madden**, Houston, TX
(US)
- (72) Inventor: **Kelly Michelle Madden**, Houston, TX
(US)
- (**) Term: **15 Years**
- (21) Appl. No.: **29/676,106**
- (22) Filed: **Jan. 8, 2019**
- (51) **LOC (12) Cl.** **03-01**
- (52) **U.S. Cl.**
USPC **D3/217**
- (58) **Field of Classification Search**
USPC D3/216, 217
CPC A45F 3/04; A45F 4/02
See application file for complete search history.

- D484,731 S * 1/2004 Tung D3/270
- D506,865 S * 7/2005 Homsher D3/254
- 7,153,025 B1 * 12/2006 Jackson A45C 7/0059
383/2
- D536,526 S * 2/2007 Leighton D3/316
- D539,034 S * 3/2007 Friedman D3/271.9
- D573,794 S * 7/2008 Izen D3/302
- 7,431,313 B1 * 10/2008 Torres B25H 3/00
280/124.12
- D609,459 S * 2/2010 Ferren D3/217
- D681,936 S * 5/2013 Basas D3/203.2
- D745,277 S * 12/2015 Kraft D3/289
- D767,986 S * 10/2016 Epstein A45C 11/02
D9/420
- D772,561 S * 11/2016 Polunsky D3/216
- D781,574 S * 3/2017 Bedford D3/217
- D794,948 S * 8/2017 Wright D3/217

(Continued)

Primary Examiner — Jennifer L Watkins
(74) *Attorney, Agent, or Firm* — Blank Rome LLP

(57) **CLAIM**

The ornamental design for a hat carrying pack, as shown and described.

(56) **References Cited**


U.S. PATENT DOCUMENTS

- 1,751,936 A * 3/1930 Lowe A45C 11/02
206/8
- 2,875,869 A * 3/1959 Friedman A45C 11/02
206/8
- D246,484 S * 11/1977 Wasserman D3/283
- D277,901 S * 3/1985 Leslie D3/217
- 4,838,709 A * 6/1989 Guerriero A45C 3/00
150/107
- D319,145 S * 8/1991 Goude D3/217
- D355,757 S * 2/1995 Pollack D3/216
- 5,950,895 A * 9/1999 Zakarin A45F 3/04
224/627
- D423,210 S * 4/2000 Zakarin D3/217
- 6,085,902 A * 7/2000 Fang B25H 3/00
206/373
- 6,092,661 A * 7/2000 Mogil A63B 55/408
150/106

DESCRIPTION

FIG. 1 is a perspective view of a front and right-side of a hat carrying pack according to my new design when closed; FIG. 2 is a perspective view of the front and a top thereof; FIG. 3 is a perspective view of the front and a bottom thereof; FIG. 4 is an elevational view of the front thereof; FIG. 5 is an elevational view of a back thereof; FIG. 6 is a plan view of the top thereof; FIG. 7 is a plan view of the bottom thereof; FIG. 8 is an elevational view of a left side thereof; FIG. 9 is an elevational view of the right side thereof; and, FIG. 10 is a plan view of an inside thereof when opened.

1 Claim, 8 Drawing Sheets



(56)

References Cited

U.S. PATENT DOCUMENTS

D801,040 S * 10/2017 Peng D3/217
2007/0205234 A1 * 9/2007 Lessmann A45F 4/02
224/155

* cited by examiner




FIG. 1




FIG. 2



FIG. 3



FIG. 4



FIG. 5



FIG. 6




FIG. 7



FIG. 8



FIG. 9




FIG. 10