



US00D902574S

(12) **United States Design Patent**
Petrenka

(10) **Patent No.:** **US D902,574 S**

(45) **Date of Patent:** **** Nov. 24, 2020**

(54) **SHOE**

(71) Applicant: **NIKE, Inc.**, Beaverton, OR (US)

(72) Inventor: **Dylan Petrenka**, Portland, OR (US)

(73) Assignee: **NIKE, Inc.**, Beaverton, OR (US)

(**) Term: **15 Years**

(21) Appl. No.: **29/682,740**

(22) Filed: **Mar. 7, 2019**

(51) **LOC (12) Cl.** **02-04**

(52) **U.S. Cl.**
USPC **D2/973**

(58) **Field of Classification Search**
USPC D2/896, 902, 904, 906–908, 944, 969,
D2/972–974; D5/47, 49, 50, 53, 54, 56,
D5/60
CPC ... A43B 13/181; A43B 13/141; A43B 13/186;
A43B 13/188; A43B 23/00; A43B 23/02;
A43B 5/00; A43B 23/26; A43B 1/04;
A43B 11/14; A43B 7/00; A43B 3/12;
A43C 3/00; A43C 5/00; A43C 7/00;
A43C 11/004
See application file for complete search history.

(56) **References Cited**

U.S. PATENT DOCUMENTS

| | | | | | |
|------------|---|---------|--------|-------|--------|
| D296,262 S | * | 6/1988 | Brown | | D2/973 |
| D325,811 S | * | 5/1992 | Backus | | D2/969 |
| D352,162 S | * | 11/1994 | Morris | | D2/970 |
| D357,573 S | * | 4/1995 | Ng | | D2/969 |

| | | | | | |
|------------|---|---------|---------------|-------|--------|
| D357,574 S | * | 4/1995 | Morris | | D2/969 |
| D373,463 S | * | 9/1996 | Greene | | D2/969 |
| D391,752 S | * | 3/1998 | von Conta | | D2/969 |
| D404,194 S | | 1/1999 | Smith | | |
| D424,798 S | | 5/2000 | McDowell | | |
| D643,613 S | * | 8/2011 | Smith | | D2/972 |
| D649,763 S | | 12/2011 | Chang | | |
| D696,851 S | * | 1/2014 | Young | | D2/972 |
| D707,946 S | * | 7/2014 | Avar | | D2/972 |
| D725,366 S | * | 3/2015 | Grenet | | D2/972 |
| D771,928 S | * | 11/2016 | Taylor | | D2/972 |
| D809,762 S | | 2/2018 | Wright et al. | | |
| D867,744 S | * | 11/2019 | Chang | | D2/973 |

* cited by examiner

Primary Examiner — Dominic V Simone

(74) *Attorney, Agent, or Firm* — Banner & Witcoff, Ltd.

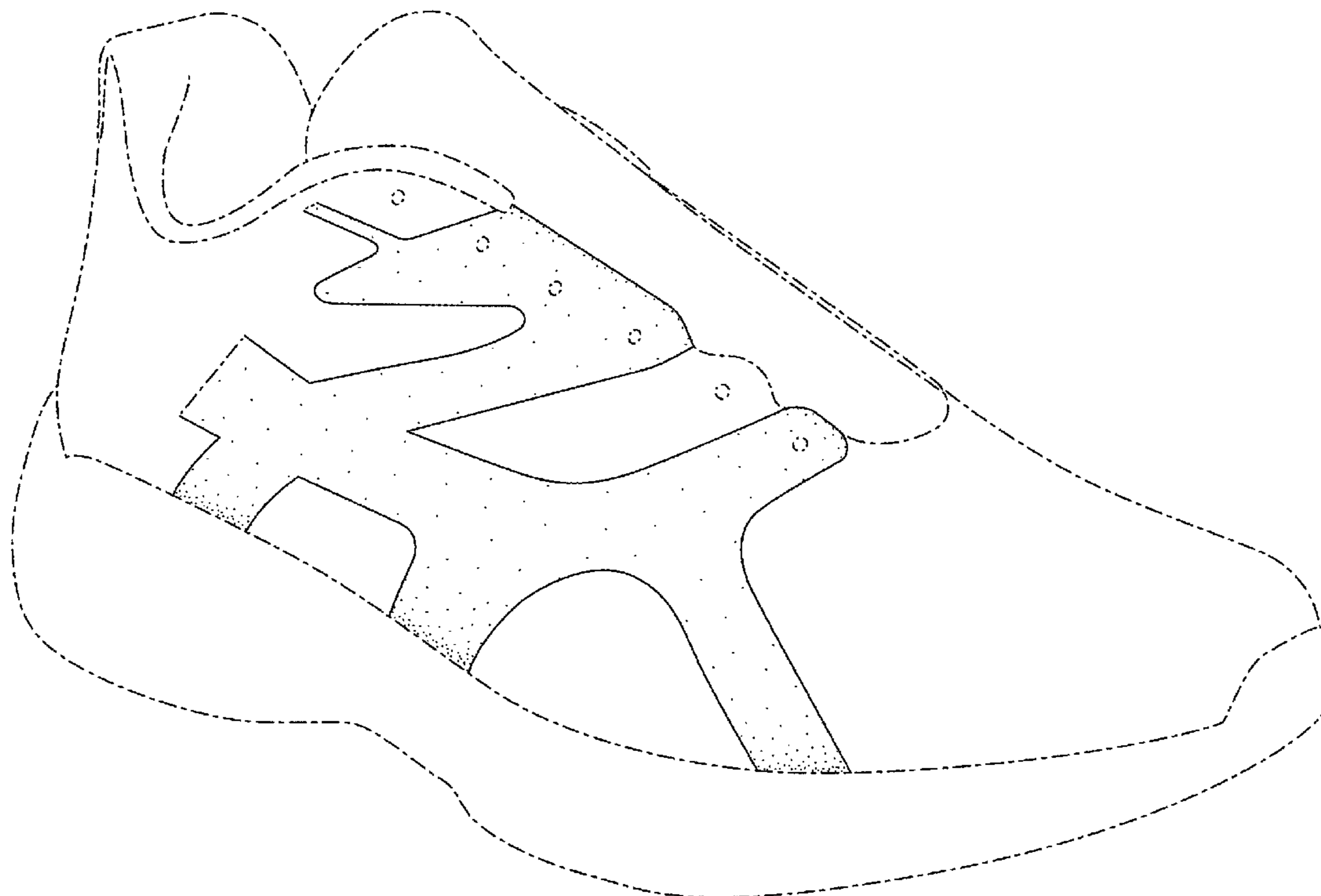
(57) **CLAIM**

The ornamental design for a shoe, as shown and described.

DESCRIPTION

FIG. 1 is a front perspective view of a shoe showing my new design;
FIG. 2 is a side view thereof; and,
FIG. 3 is a rear perspective view thereof.
The broken lines immediately adjacent to the shaded area define the bounds of the claimed design and form no part thereof. The four circles depicted in broken lines within the shaded area represent eyelets and form no part of the claimed design. The broken lines depicting the remainder of the shoe show features that form no part of the claimed design.

1 Claim, 3 Drawing Sheets



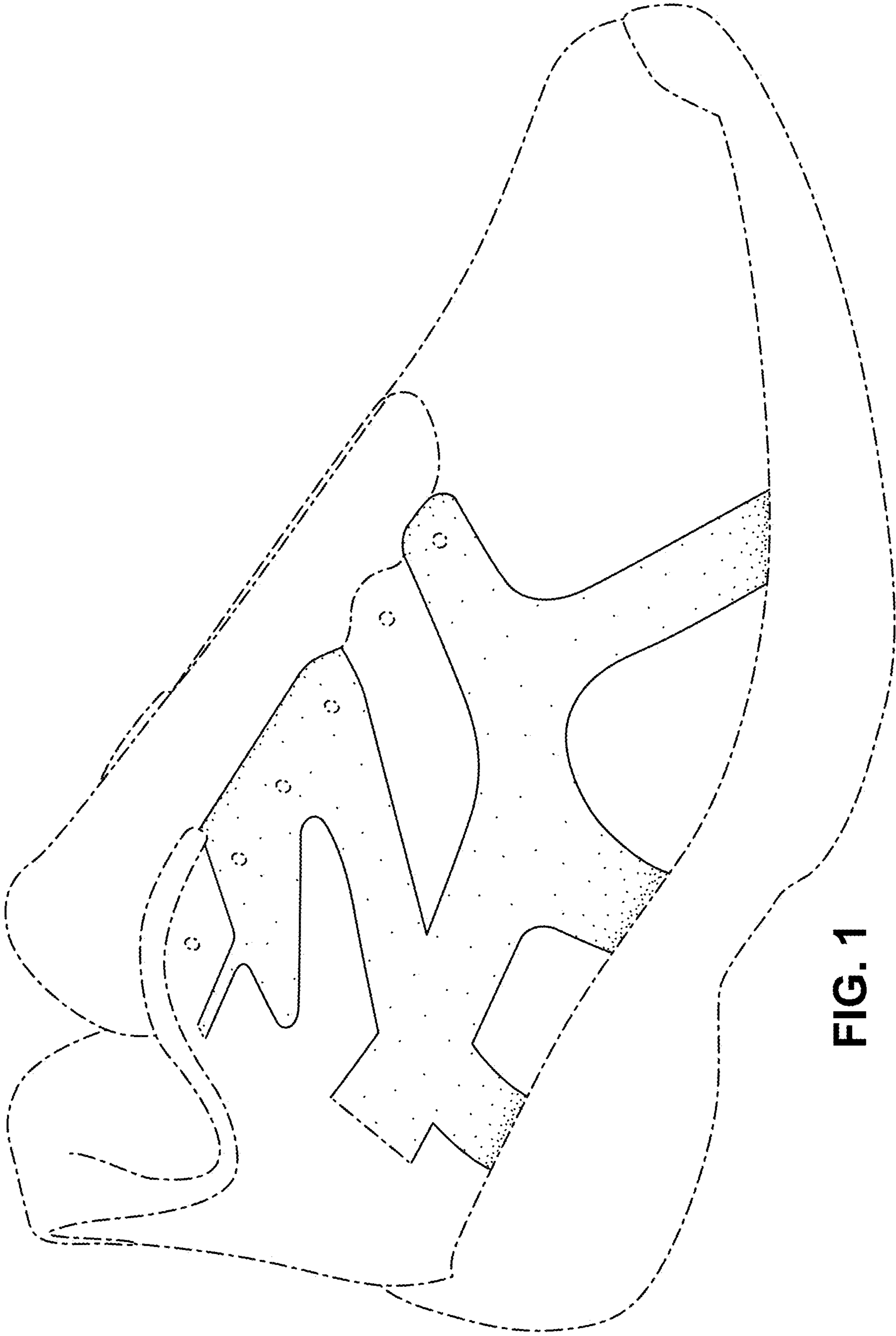


FIG. 1

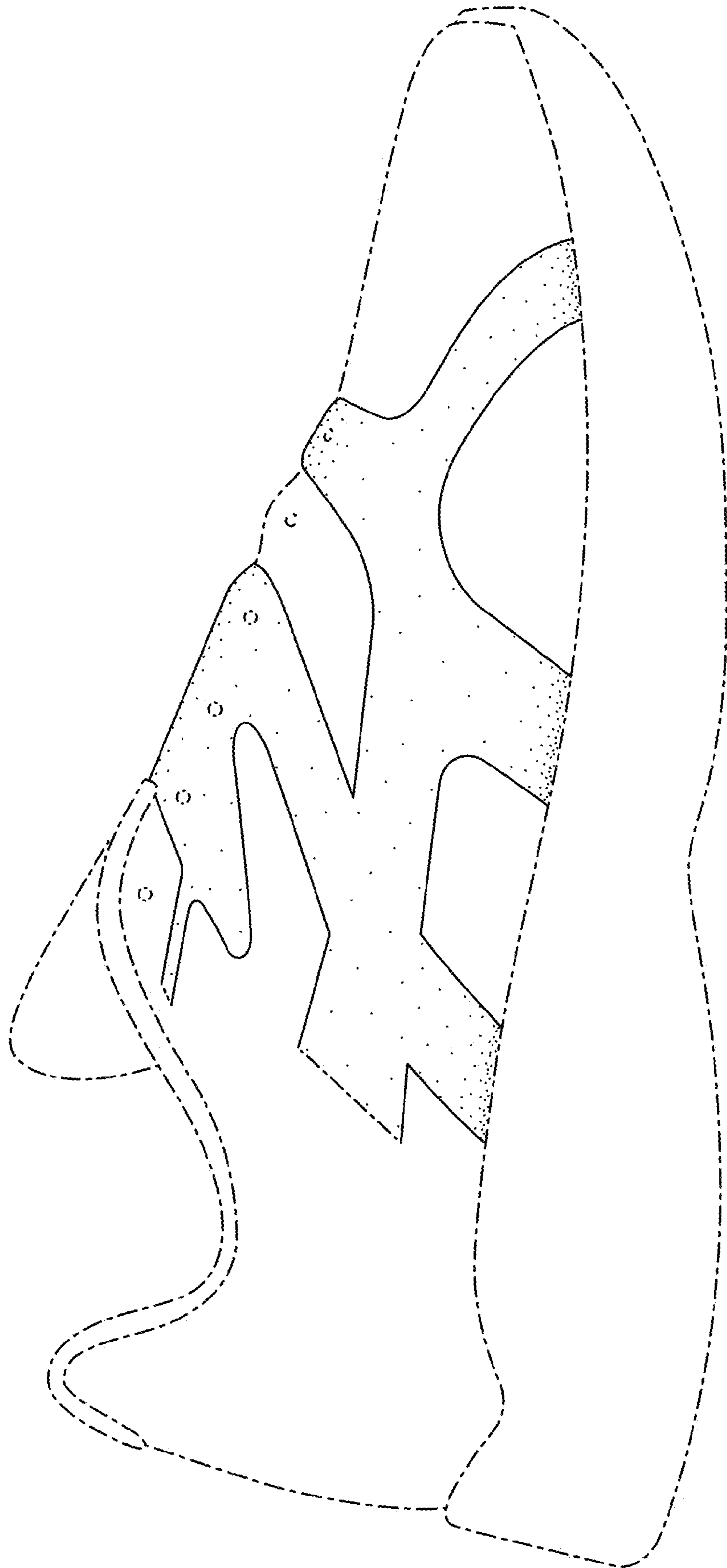


FIG. 2

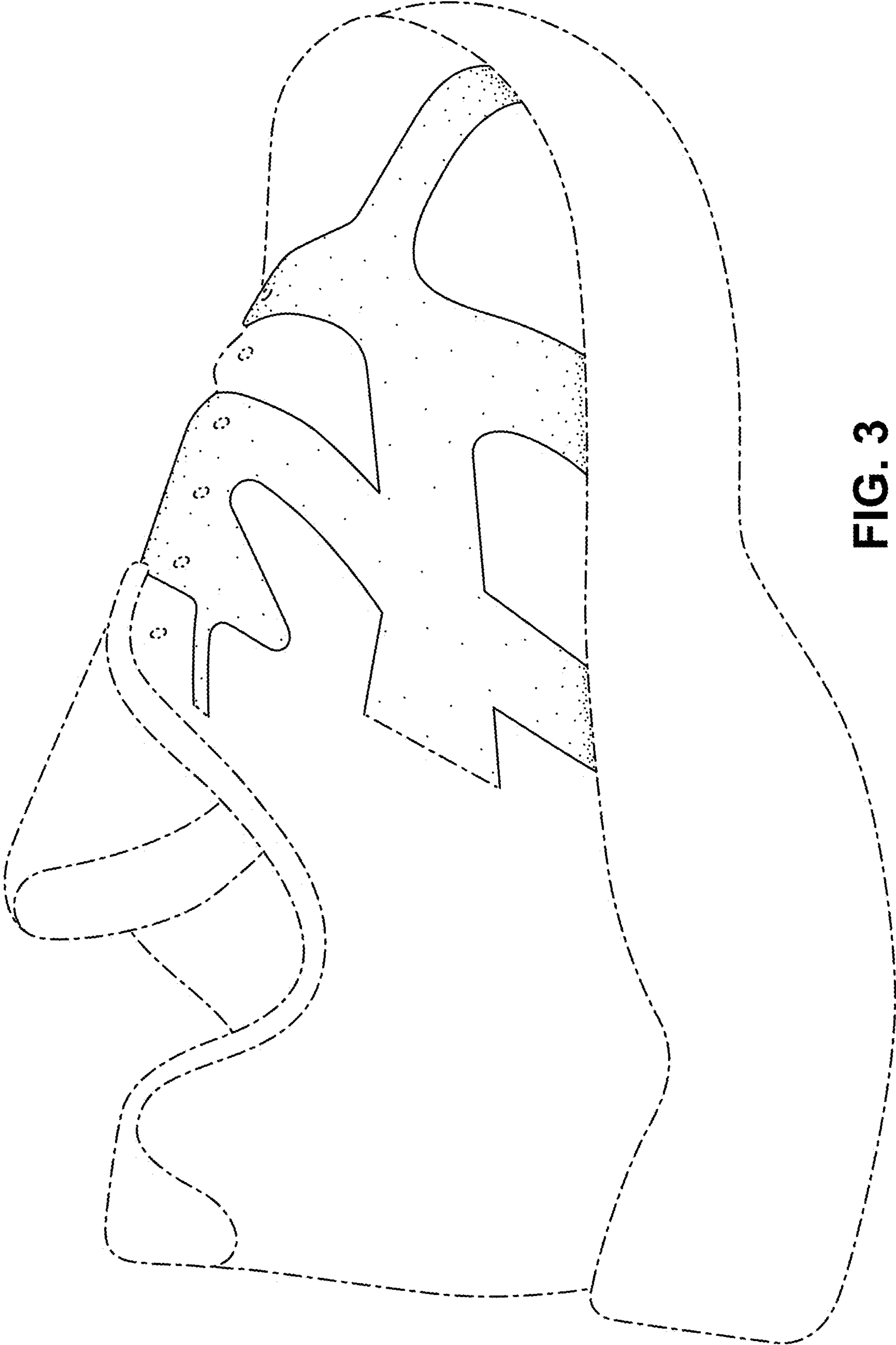


FIG. 3