



US00D902569S

(12) **United States Design Patent**
Shyllon

(10) **Patent No.:** **US D902,569 S**

(45) **Date of Patent:** **** Nov. 24, 2020**

(54) **SHOE**

(71) Applicant: **NIKE, Inc.**, Beaverton, OR (US)

(72) Inventor: **Tamimu A. Shyllon**, Portland, OR (US)

(73) Assignee: **NIKE, Inc.**, Beaverton, OR (US)

(**) Term: **15 Years**

(21) Appl. No.: **29/701,874**

(22) Filed: **Aug. 15, 2019**

(51) **LOC (12) Cl.** **02-04**

(52) **U.S. Cl.**

USPC **D2/972**

(58) **Field of Classification Search**

USPC D2/896, 902, 907, 908, 943, 944, 946,
D2/969, 972, 977

CPC A43B 1/00; A43B 1/10; A43B 1/14; A43B
5/00; A43B 5/001; A43B 5/002; A43B
5/007; A43B 5/008; A43B 5/02; A43B
5/06; A43B 5/08; A43B 5/10; A43B 5/14;
A43B 23/00; A43B 23/02; A43B
23/0205; A43B 23/021; A43B 23/0215;
A43B 23/0245; A43B 23/0255

See application file for complete search history.

(56) **References Cited**

U.S. PATENT DOCUMENTS

4,670,998 A *	6/1987	Pasternak	A43B 5/00 36/114
D317,824 S	7/1991	Hatfield		
D654,262 S *	2/2012	Jarvis	D2/972
D781,563 S *	3/2017	Chang	D2/972
D788,439 S *	6/2017	Matthews	D2/972
D813,518 S *	3/2018	Jury	D2/972
D814,781 S *	4/2018	Cin	D2/972

D822,978 S *	7/2018	Schenone	D2/973
D838,464 S *	1/2019	Walsh	D2/972
D880,140 S *	4/2020	Jury	D2/973
D882,932 S *	5/2020	Seamarks	D2/972
D893,159 S *	8/2020	Jones	D2/972

OTHER PUBLICATIONS

Official Images of the Nike KD Trey 5 VII Have Surfaced [Online],
retrieved [Jul. 23, 2019], retrieved from OneOnOneTesters.com
[Internet] <URL:https://oneononetesters.com/official-images-of-the-
nike-kd-trey-5-vii-have-surfaced>, 9 color sheets, Dated Jun. 25,
2019.

* cited by examiner

Primary Examiner — Elizabeth J Oswecki

(74) *Attorney, Agent, or Firm* — Banner & Witcoff, Ltd.

(57) **CLAIM**

The ornamental design for a shoe, as shown and described.

DESCRIPTION

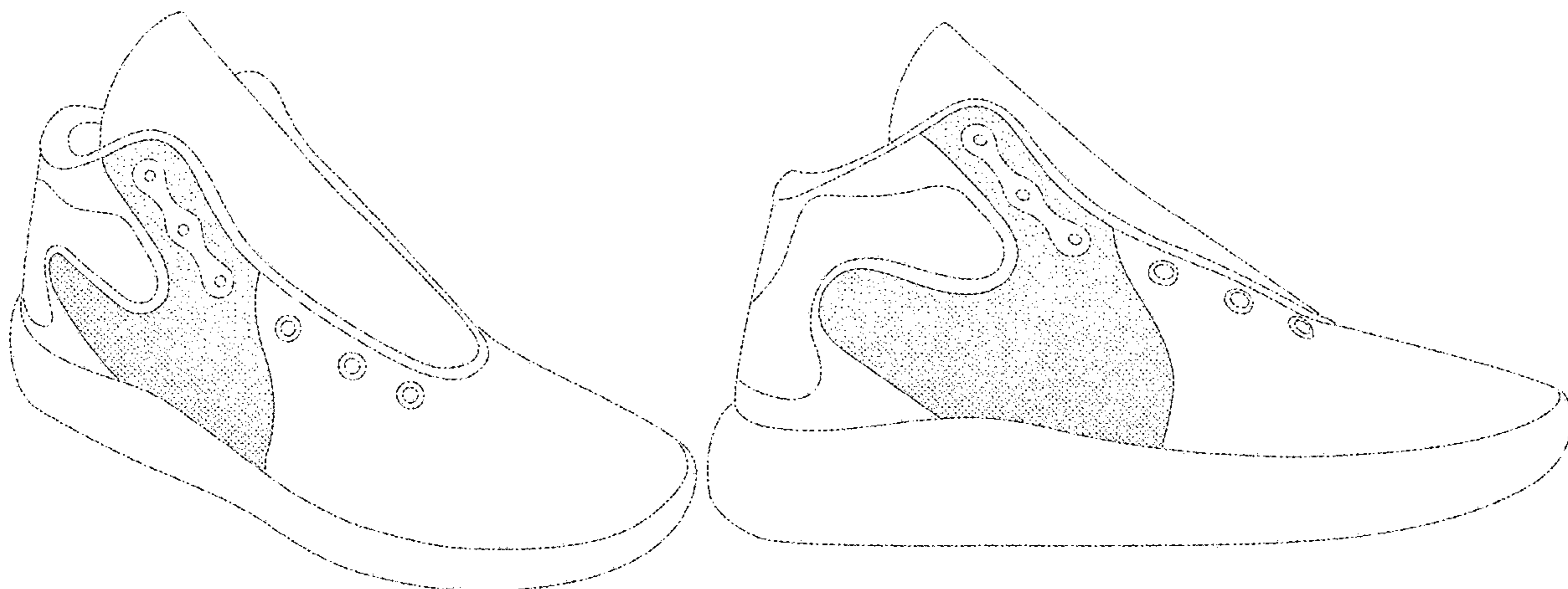
FIG. 1 is a front perspective view of a shoe showing my new
design;

FIG. 2 is a side view thereof; and,

FIG. 3 is a rear perspective view thereof.

The broken line showing of an eyestay cluster and eyelets
within the shaded area represent features that form no part
of the claimed design. The broken lines immediately adja-
cent to the shaded area define the bounds of the claimed
design and form no part thereof. The broken lines depicting
the remainder of the shoe show features that form no part of
the claimed design.

1 Claim, 3 Drawing Sheets



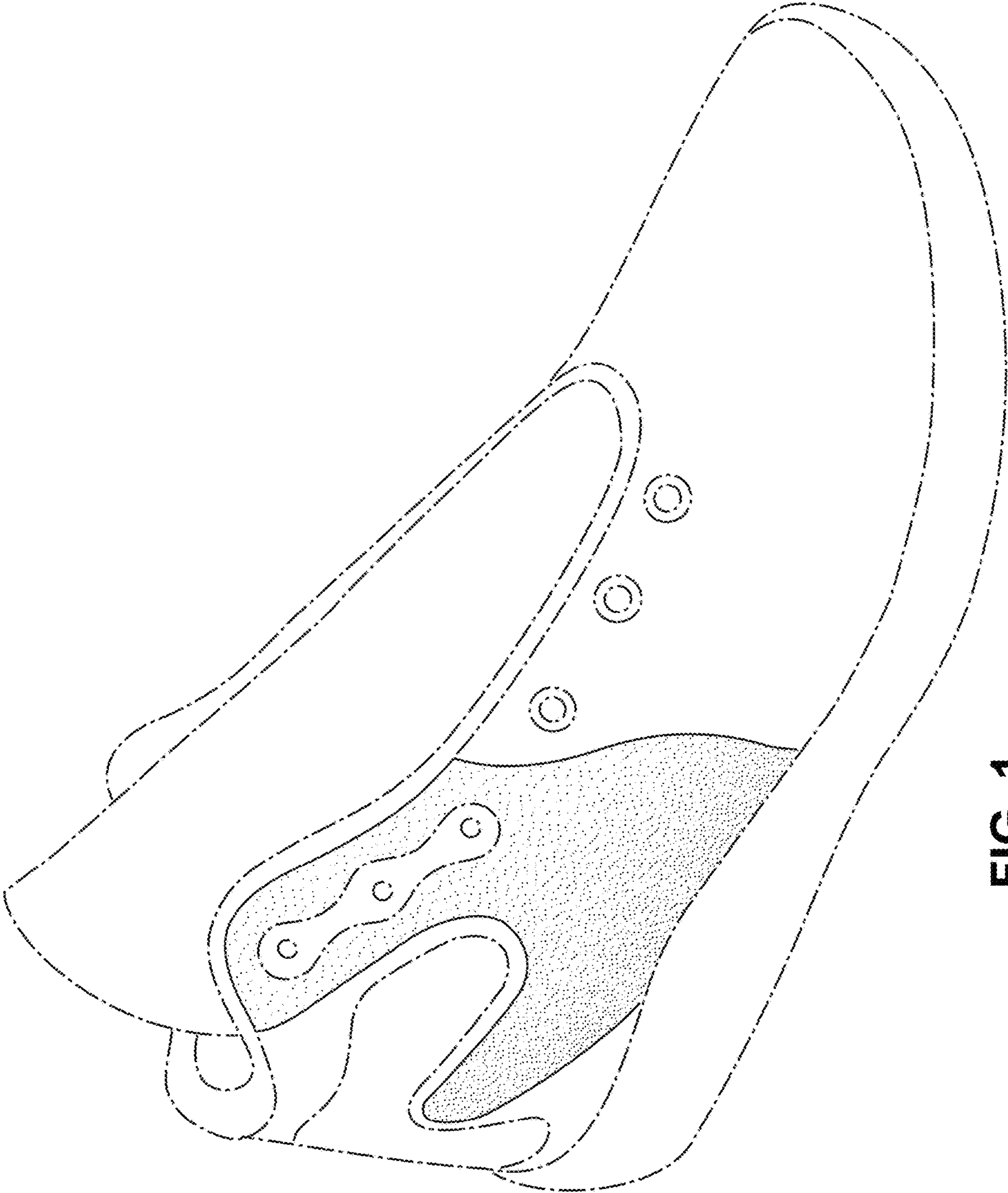


FIG. 1

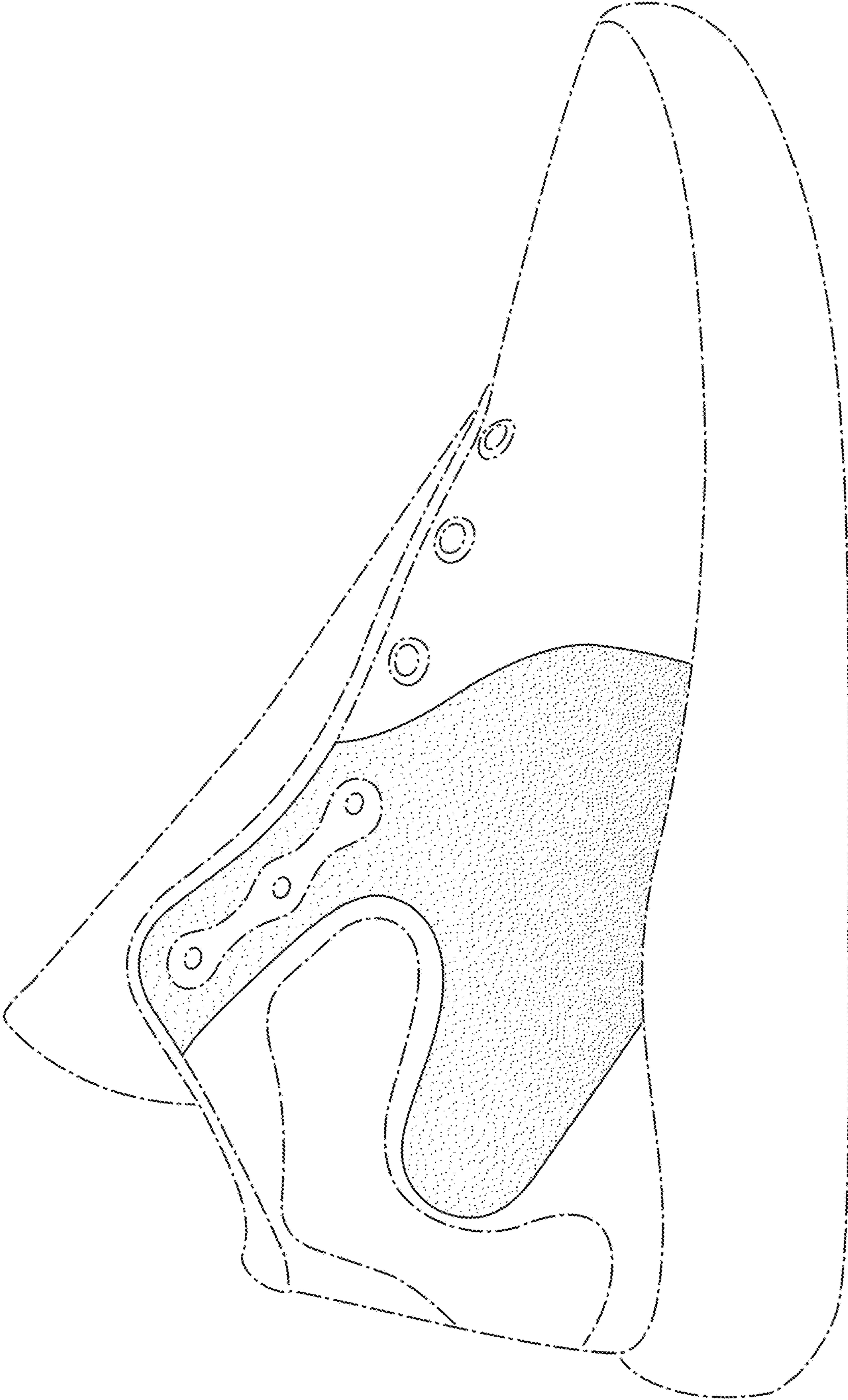


FIG. 2

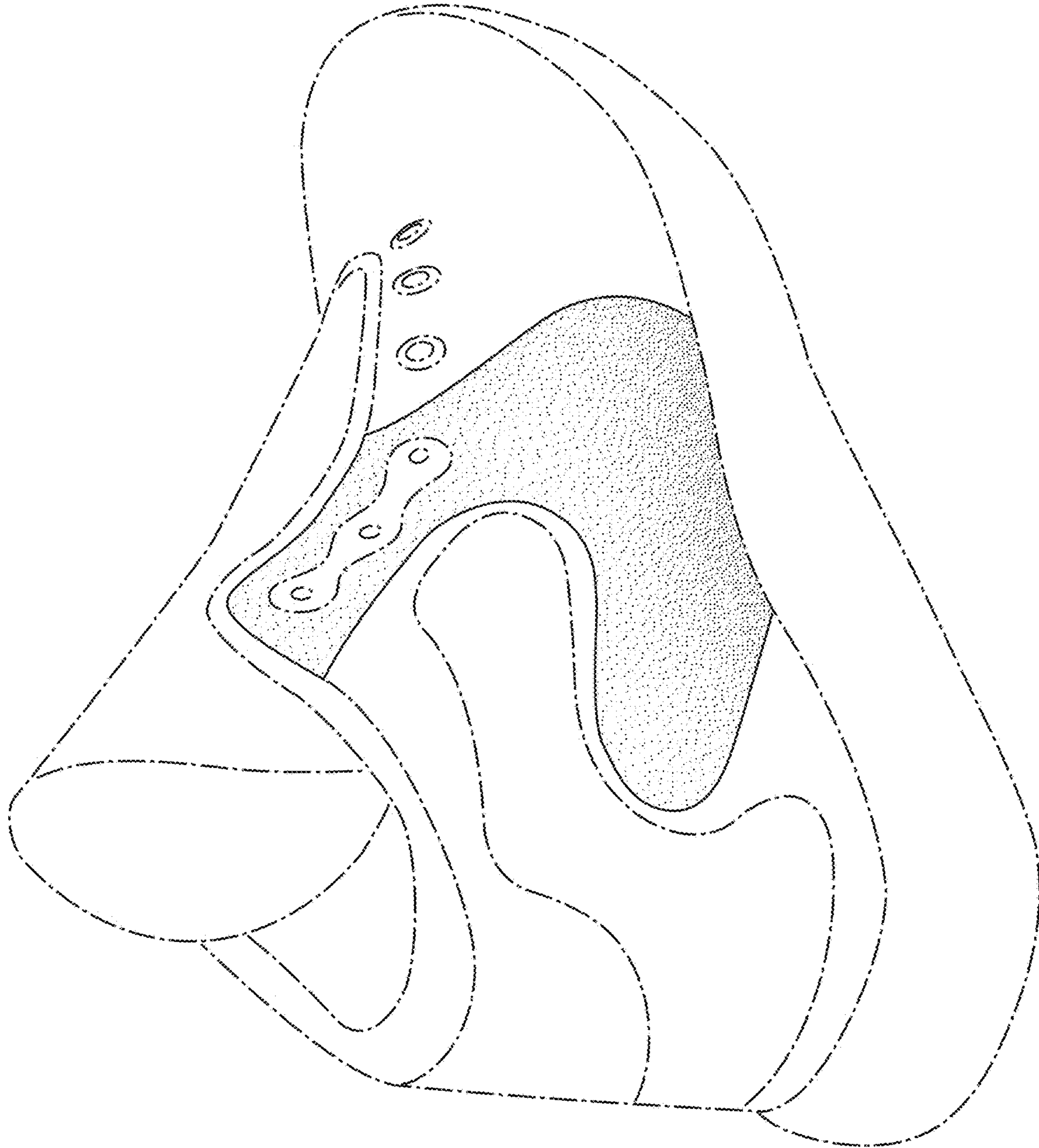


FIG. 3