



US00D902564S

(12) **United States Design Patent**
Petrie et al.

(10) **Patent No.:** **US D902,564 S**

(45) **Date of Patent:** **** Nov. 24, 2020**

(54) **SHOE**

(71) Applicant: **NIKE, Inc.**, Beaverton, OR (US)

(72) Inventors: **Jason G. Petrie**, Portland, OR (US);
Ross Klein, Portland, OR (US)

(73) Assignee: **NIKE, Inc.**, Beaverton, OR (US)

(**) Term: **15 Years**

(21) Appl. No.: **29/683,884**

(22) Filed: **Mar. 15, 2019**

(51) **LOC (12) Cl.** **02-04**

(52) **U.S. Cl.**
USPC **D2/972**

(58) **Field of Classification Search**
USPC D2/896, 902, 904, 906-908, 944, 969,
D2/972-974; D5/47, 49, 50, 53, 54, 56,
D5/60

CPC ... A43B 13/181; A43B 13/141; A43B 13/186;
A43B 13/188; A43B 23/00; A43B 23/02;
A43B 5/00; A43B 23/26; A43B 1/04;
A43B 11/14; A43B 7/00; A43B 3/12;
A43C 3/00; A43C 5/00; A43C 7/00;
A43C 11/004

See application file for complete search history.

(56) **References Cited**

U.S. PATENT DOCUMENTS

D76,532 S	*	10/1928	Glendon, Jr.	D5/56
D82,124 S	*	9/1930	Van Benthuyzen	D5/56
D85,523 S	*	11/1931	Gross	D5/47
D86,612 S	*	3/1932	Laird	D2/974
D130,877 S	*	12/1941	Tips	D5/56
D150,178 S	*	7/1948	Walters	D2/920
D636,581 S		4/2011	Petrie		
D668,858 S	*	10/2012	Shaffer	D2/972
D684,761 S	*	6/2013	Williams, Jr.	D2/972
D701,036 S	*	3/2014	Martin	D2/972

D707,028 S	*	6/2014	Parker	D2/972
D770,159 S	*	11/2016	Williams, Jr.	D2/972
D782,802 S		4/2017	Kanata		
D836,316 S		12/2018	Petrie		
D836,317 S		12/2018	Petrie		
D836,318 S		12/2018	Petrie		

FOREIGN PATENT DOCUMENTS

JP	D1441309	5/2012
JP	D1610182	7/2018
KP	3009632690000	7/2018
TW	D192088	8/2018

OTHER PUBLICATIONS

Lebron James Officially Unveils the Nike Lebron 16 [online], [retrieved Mar. 13, 2019] retrieved from internet <URL: https://sneakernews.com/2018/08/22/nike-lebron-16/>; 5 color sheets, Dated Aug. 22, 2018.

* cited by examiner

Primary Examiner — Dominic V Simone

(74) *Attorney, Agent, or Firm* — Banner & Witcoff, Ltd.

(57) **CLAIM**

The ornamental design for a shoe, as shown and described.

DESCRIPTION

FIG. 1 is a front perspective view of a shoe showing our new design;

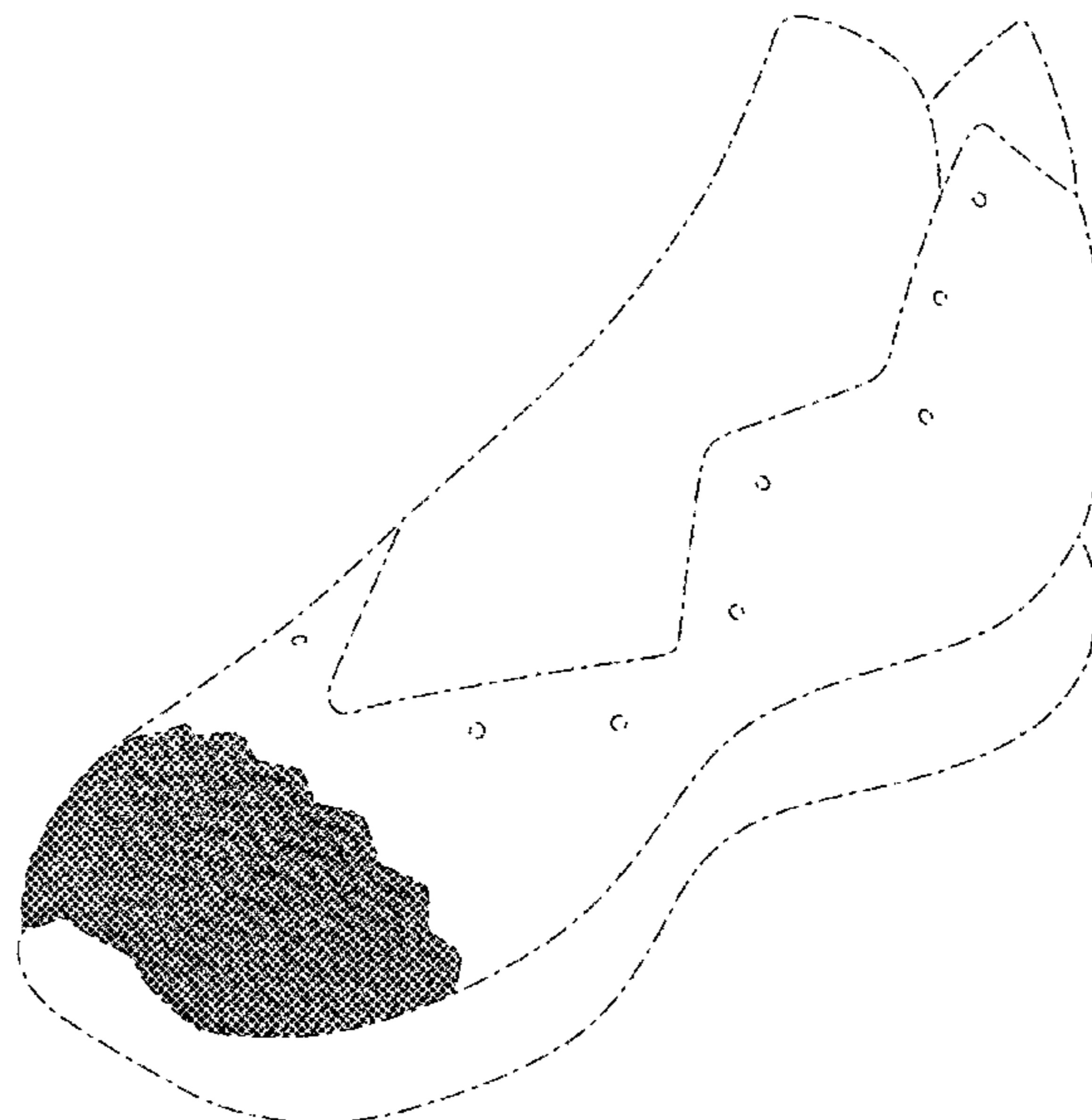
FIG. 2 is an opposite side front perspective view thereof;

FIG. 3 is a front view thereof; and,

FIG. 4 is a top view thereof.

The broken line immediately adjacent to and surrounding the photographic area defines the peripheral bounds of the claimed design and forms no part thereof. The broken lines depicting the remainder of the shoe show features that form no part of the claimed design.

1 Claim, 4 Drawing Sheets



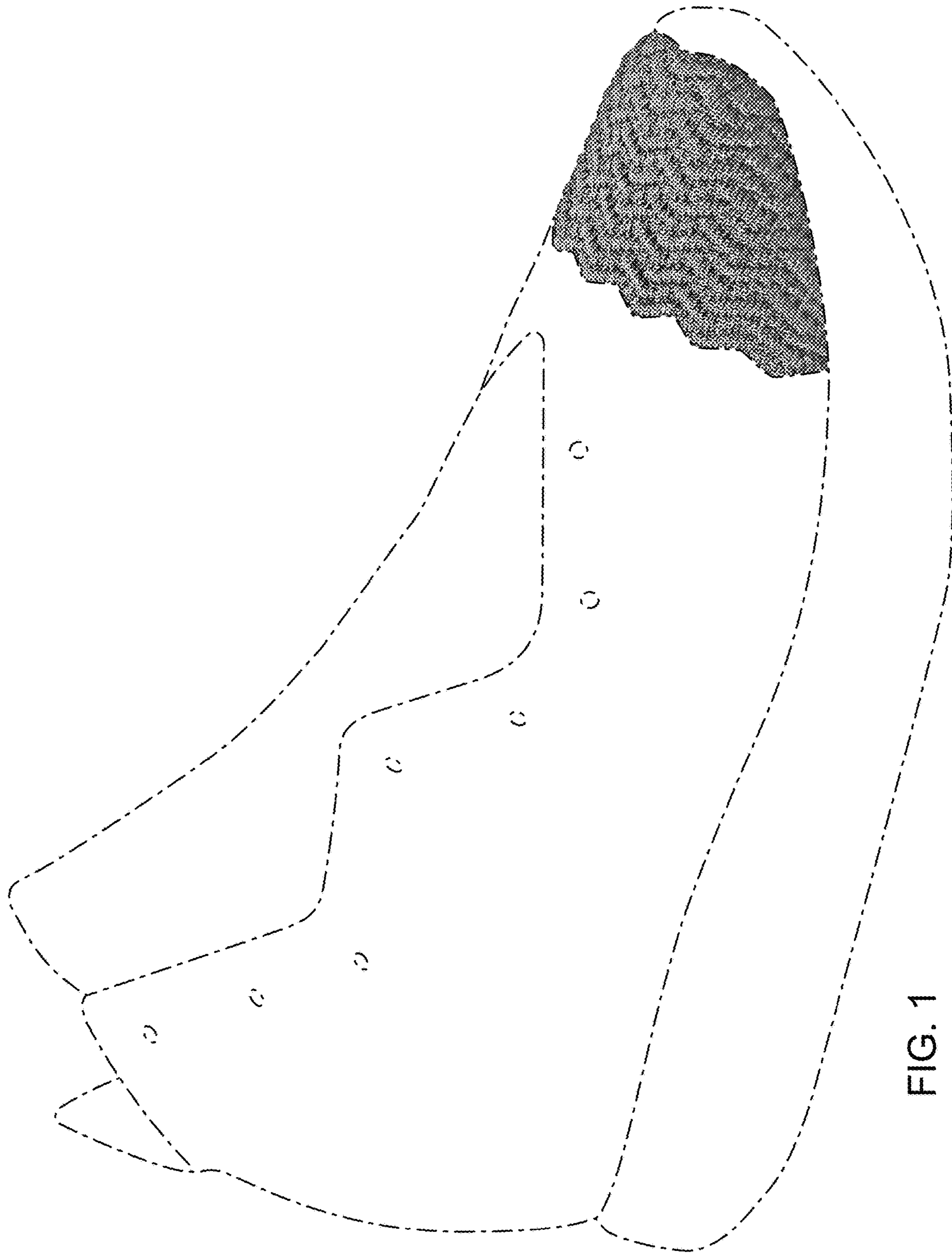


FIG. 1

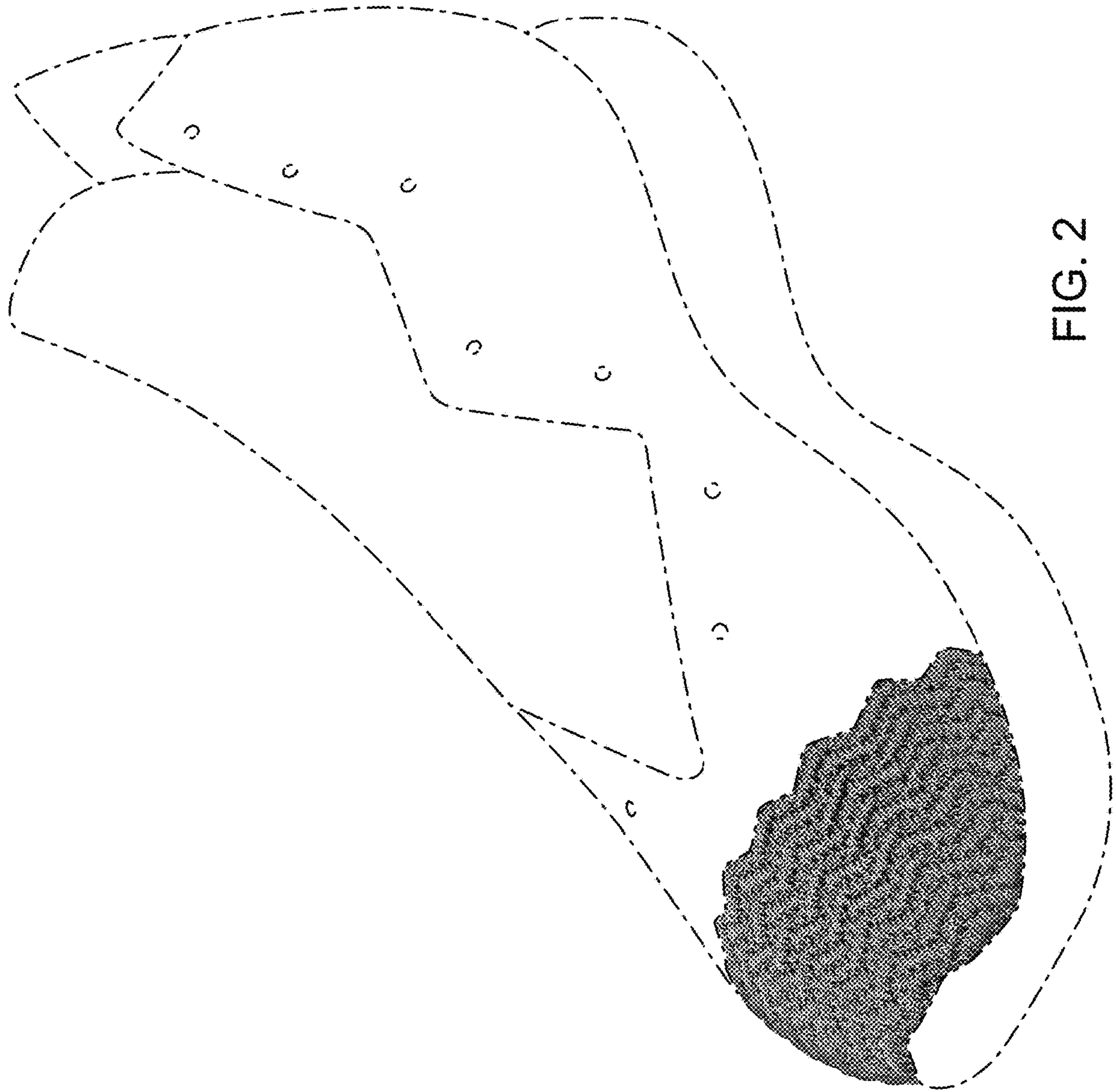


FIG. 2

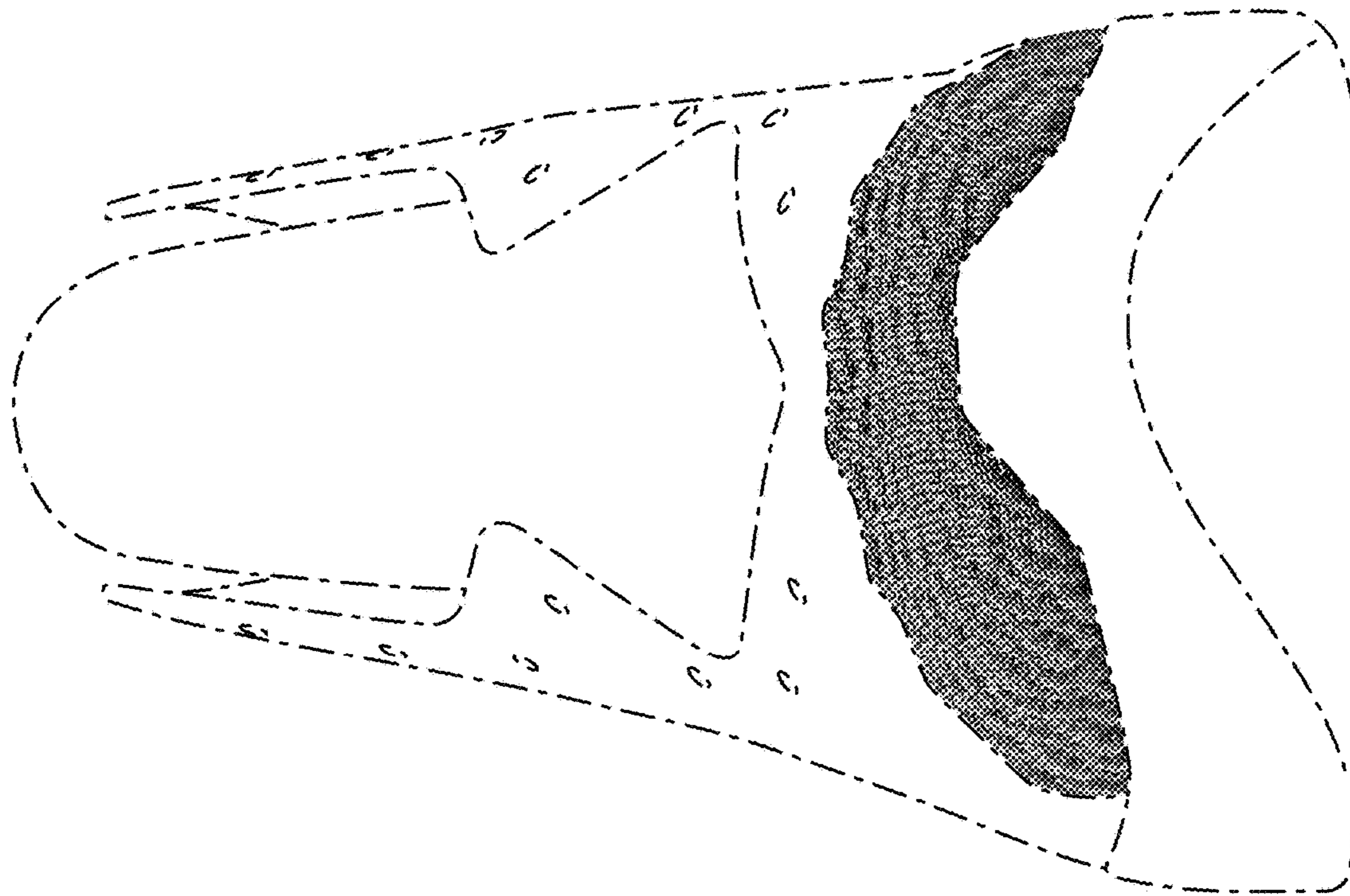


FIG. 3

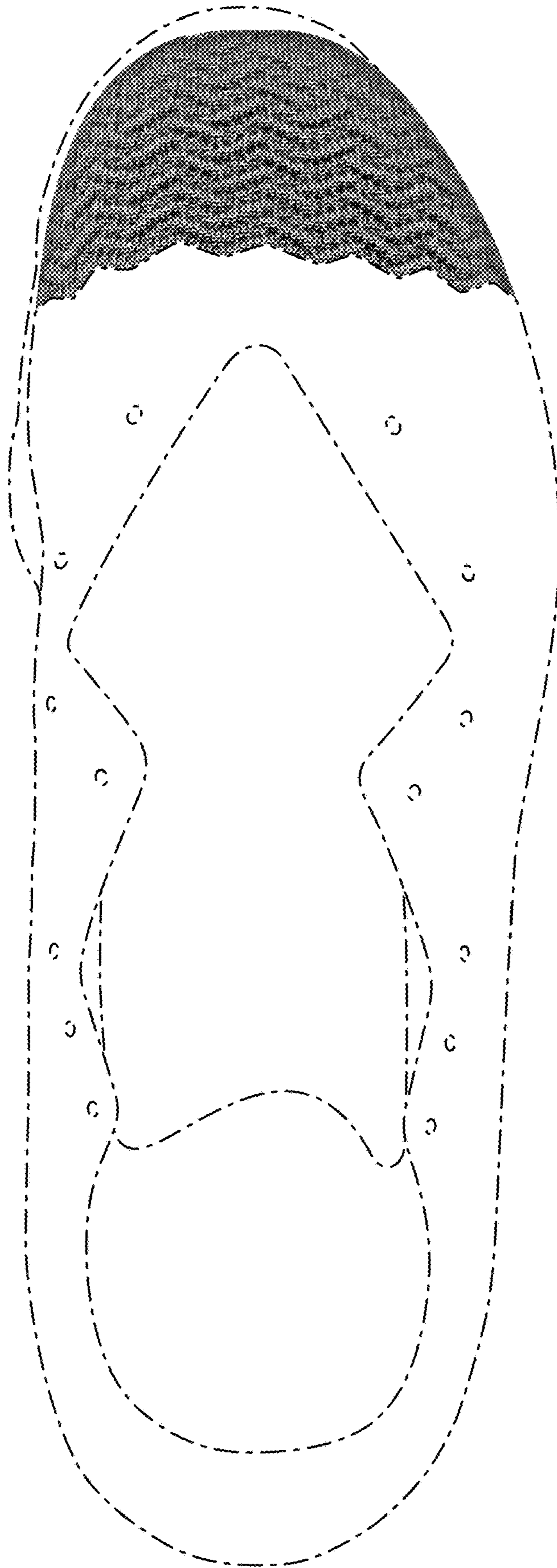


FIG. 4