



US00D902553S

(12) **United States Design Patent**
Van De Stouwe

(10) **Patent No.:** **US D902,553 S**

(45) **Date of Patent:** **** Nov. 24, 2020**

(54) **FOOTWEAR**

(71) Applicant: **J. Choo Limited**, London (GB)

(72) Inventor: **John Maurice Van De Stouwe**,
London (GB)

(73) Assignee: **J. Choo Limited**, London (GB)

(**) Term: **15 Years**

(21) Appl. No.: **29/685,772**

(22) Filed: **Mar. 29, 2019**

(30) **Foreign Application Priority Data**

Nov. 9, 2018 (EM) 005822004-0025

(51) **LOC (12) Cl.** **02-04**

(52) **U.S. Cl.**
USPC **D2/969**

(58) **Field of Classification Search**
USPC D2/896, 902, 904, 906-908, 944, 969,
D2/972-974; D5/47, 49, 50, 53, 54, 56,
D5/60

CPC ... A43B 13/181; A43B 13/141; A43B 13/186;
A43B 13/188; A43B 23/00; A43B 23/02;
A43B 5/00; A43B 23/26; A43B 1/04;
A43B 11/14; A43B 7/00; A43B 3/12;
A43C 3/00; A43C 5/00; A43C 7/00;
A43C 11/004; A43C 1/00; A43C 1/06
See application file for complete search history.

(56) **References Cited**

U.S. PATENT DOCUMENTS

D86,058 S 1/1932 Riddock
D348,976 S * 7/1994 Van Noy D2/907
D351,275 S * 10/1994 Hatfield D2/970
D385,995 S * 11/1997 Horn D2/972
D390,695 S * 2/1998 Prats D2/978

D438,697 S * 3/2001 Matis D2/902
D467,714 S * 12/2002 Wilson D2/969
D477,456 S * 7/2003 Burg D2/969
D504,999 S * 5/2005 Robbins D2/969
D508,306 S * 8/2005 Amado D2/946
D538,021 S * 3/2007 Matis D2/969
D557,002 S 12/2007 Lawler
D563,654 S * 3/2008 Schoenborn D2/969
D675,008 S * 1/2013 VanHook D2/972
D681,932 S * 5/2013 Parrett D2/972
D697,298 S * 1/2014 Hatfield D2/973
D726,998 S * 4/2015 Mochen D2/906
D727,606 S * 4/2015 Mochen D2/906
D782,801 S * 4/2017 Nascimento D2/972
D822,361 S * 7/2018 Young D2/972
D822,363 S * 7/2018 Schenone D2/973
D847,473 S 5/2019 Negri
D880,832 S * 4/2020 Seemarks D2/972
D883,641 S * 5/2020 Odinot D2/972
D891,751 S * 8/2020 Citarella D2/973

* cited by examiner

Primary Examiner — Dominic V Simone

(74) *Attorney, Agent, or Firm* — Fross Zelnick Lehrman
& Zissu, P.C.; Lawrence E. Apolzon, Esq.

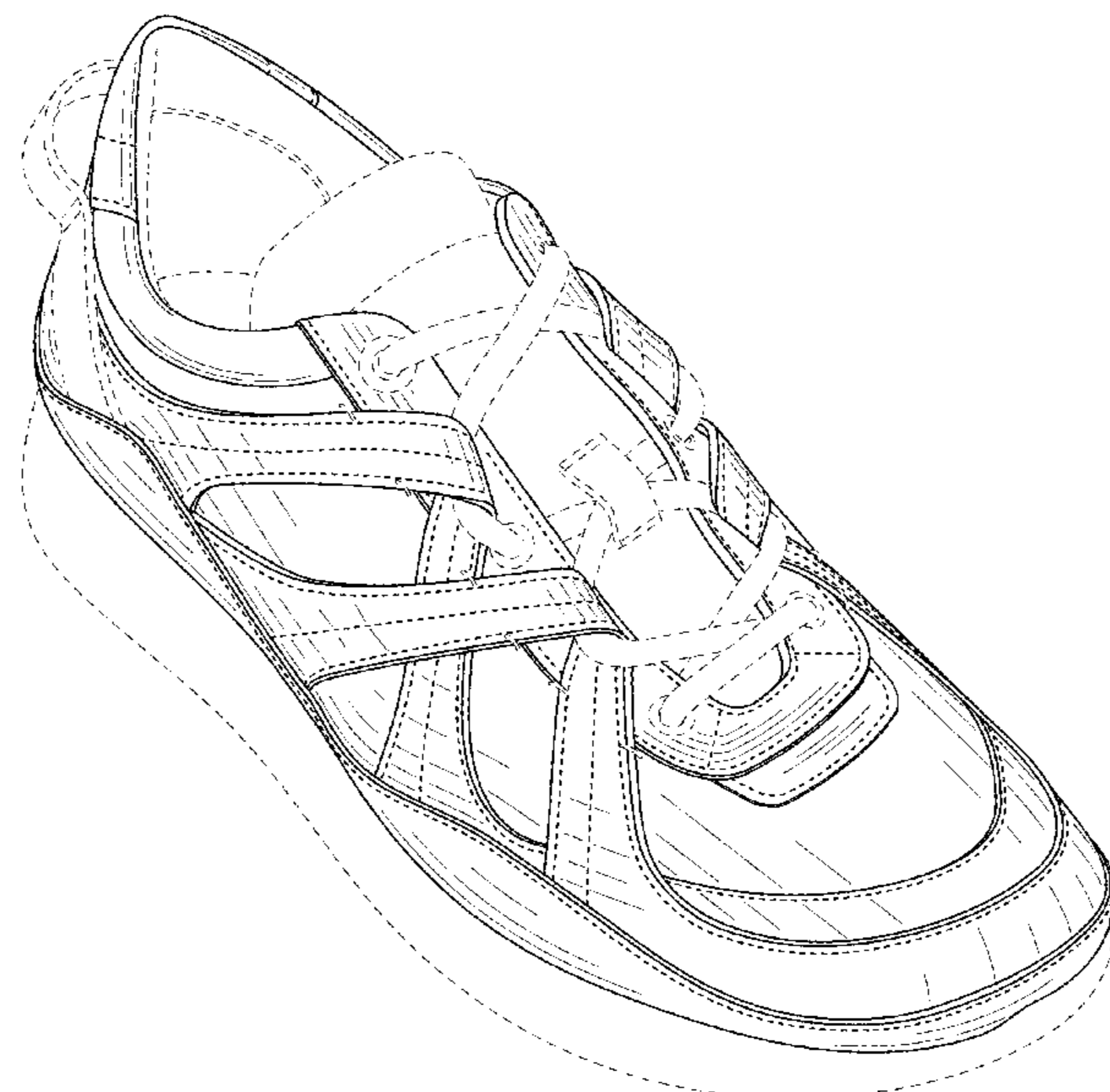
(57) **CLAIM**

The ornamental design for a footwear, as shown and described.

DESCRIPTION

FIG. 1 is a front perspective view of a footwear showing my new design;
FIG. 2 is a front view thereof;
FIG. 3 is a back view thereof;
FIG. 4 is a left side view thereof;
FIG. 5 is a right side view thereof;
FIG. 6 is a top view thereof; and,
FIG. 7 is a bottom view thereof.
The broken line showing in the drawings shows unclaimed subject matter.

1 Claim, 7 Drawing Sheets



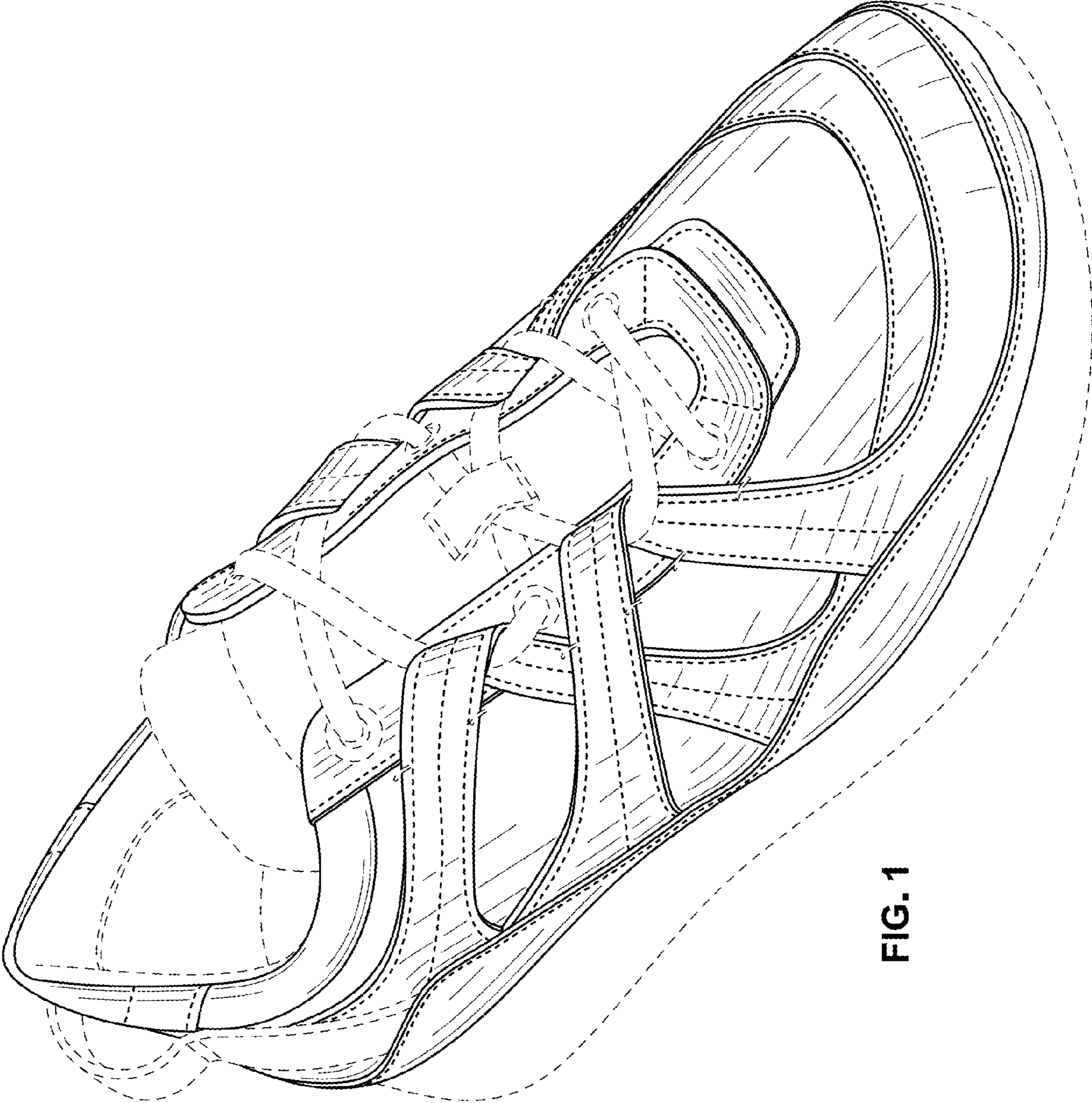


FIG. 1

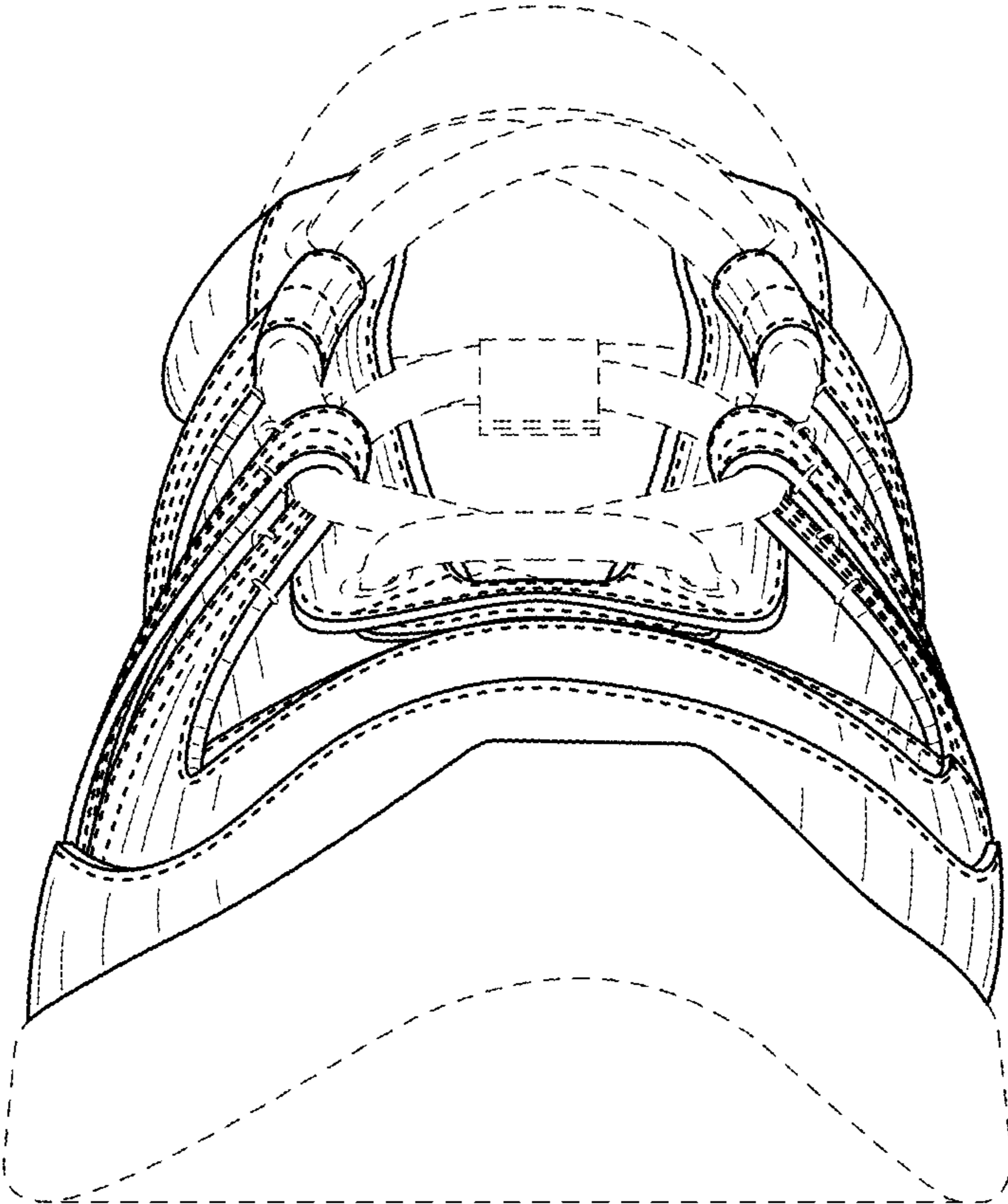


FIG. 2

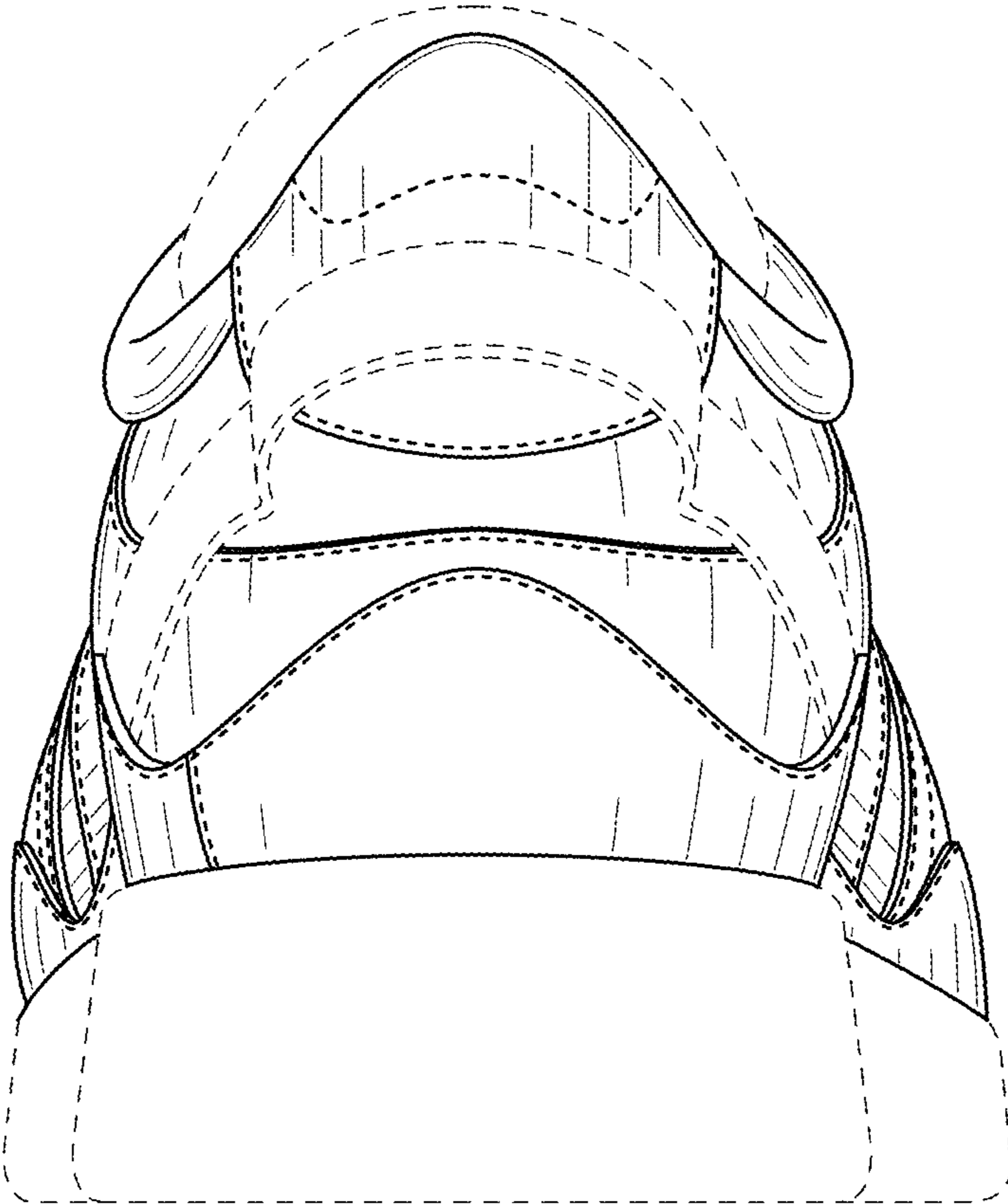


FIG. 3

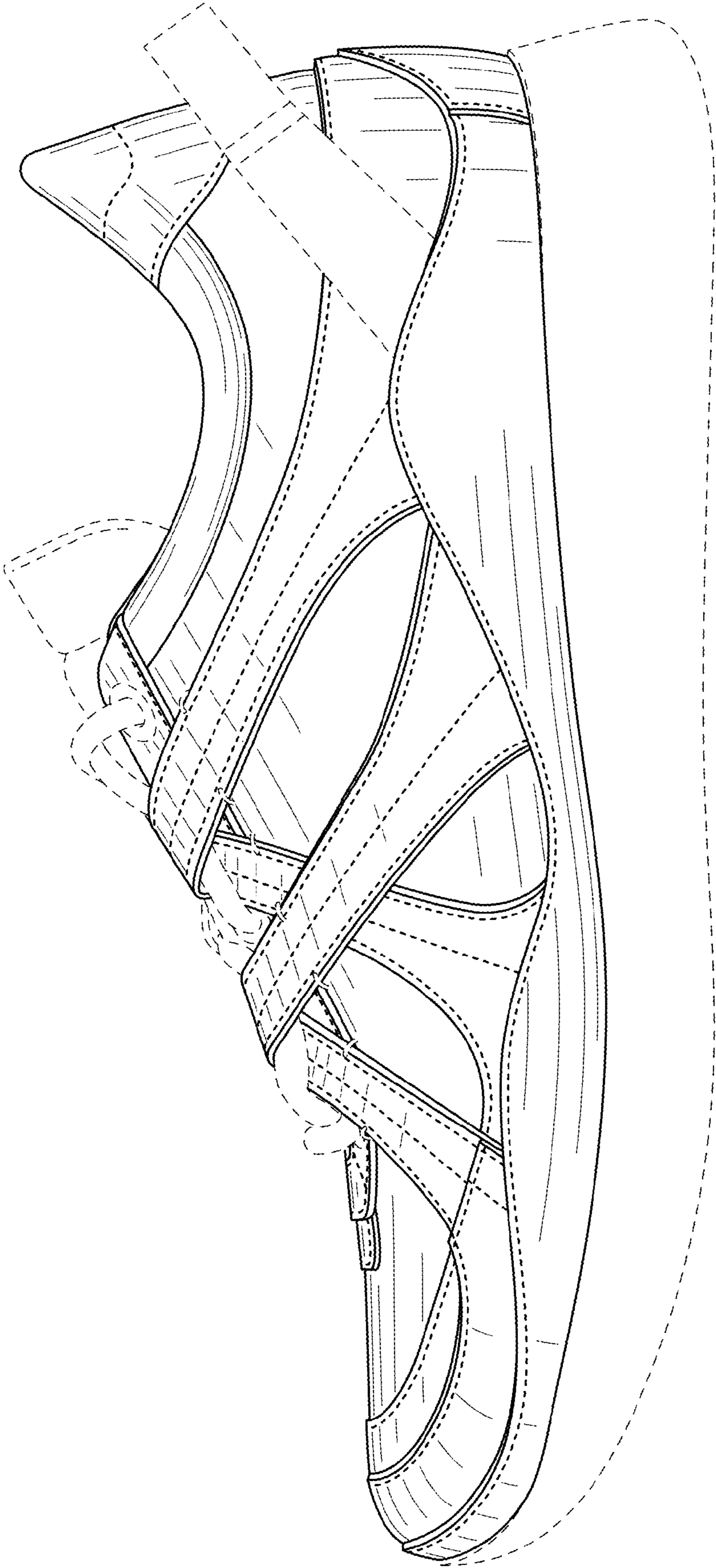


FIG. 4

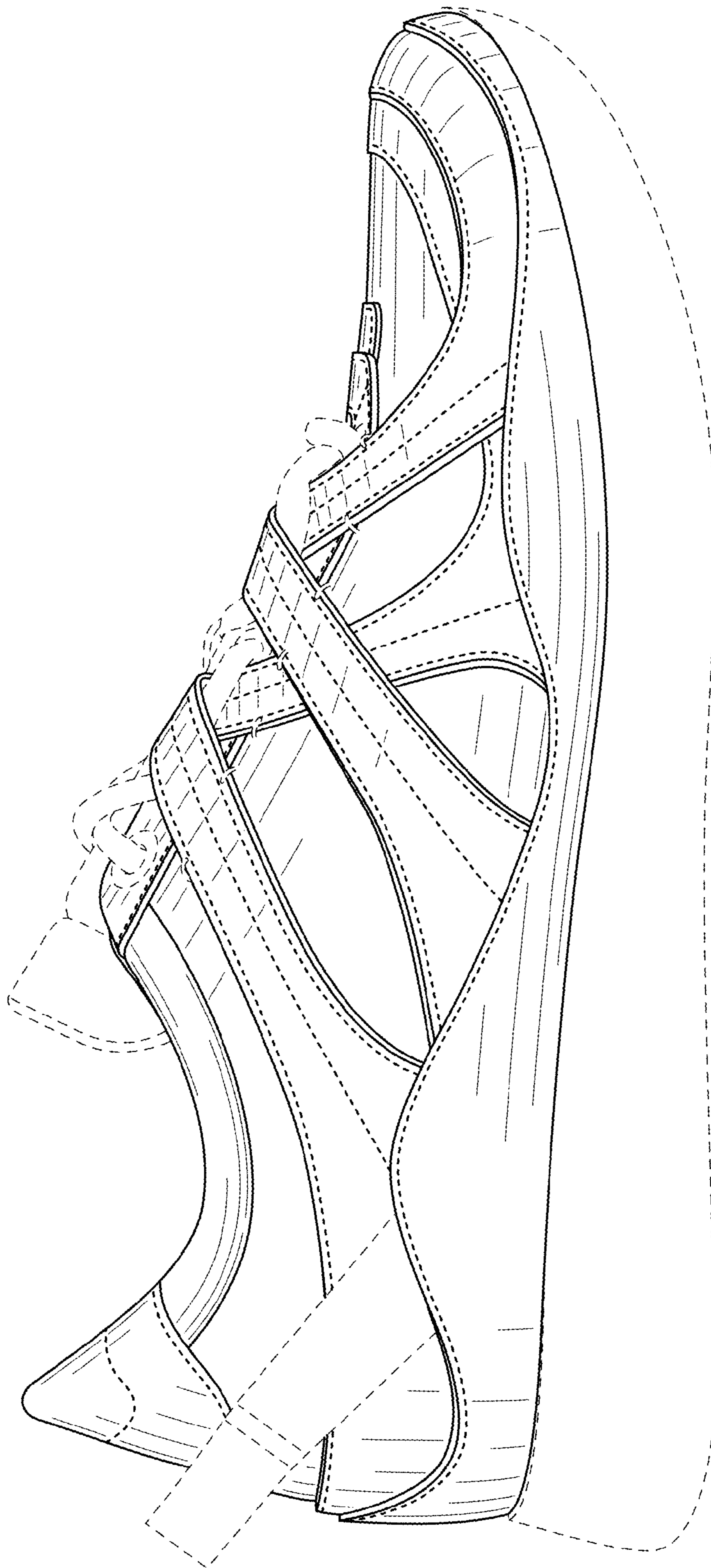


FIG. 5

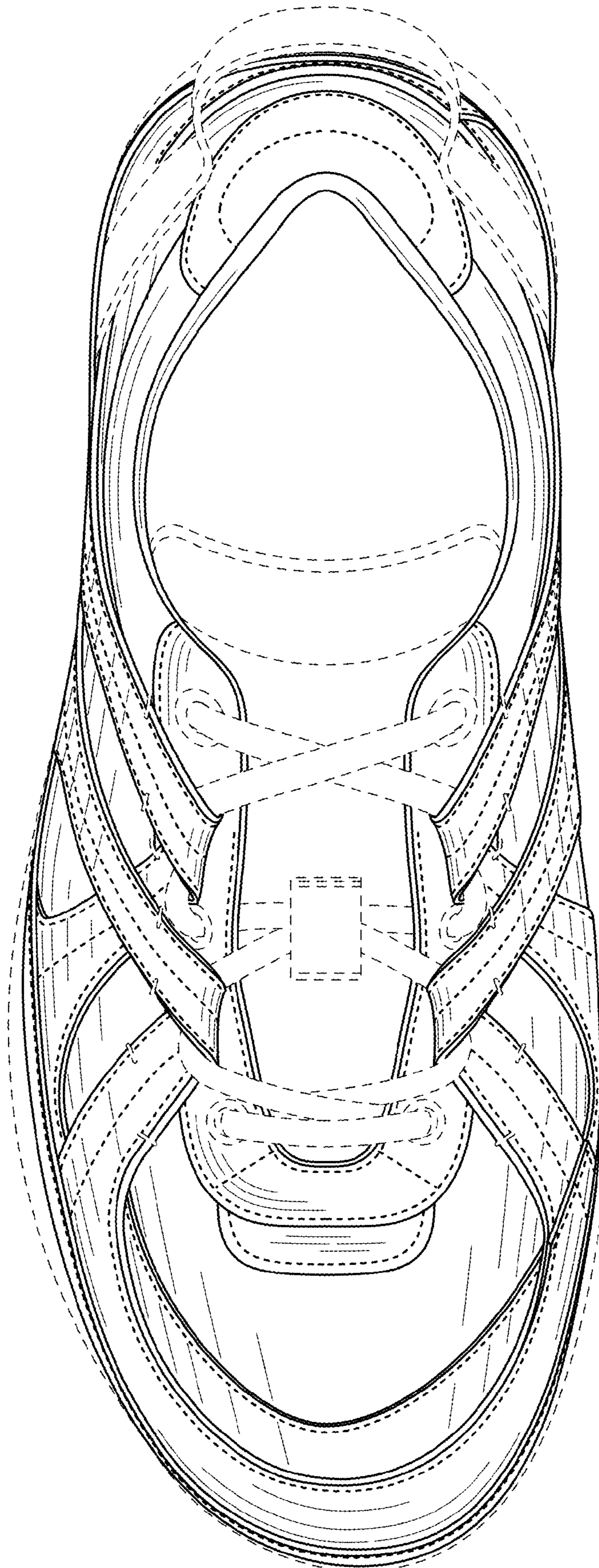


FIG. 6

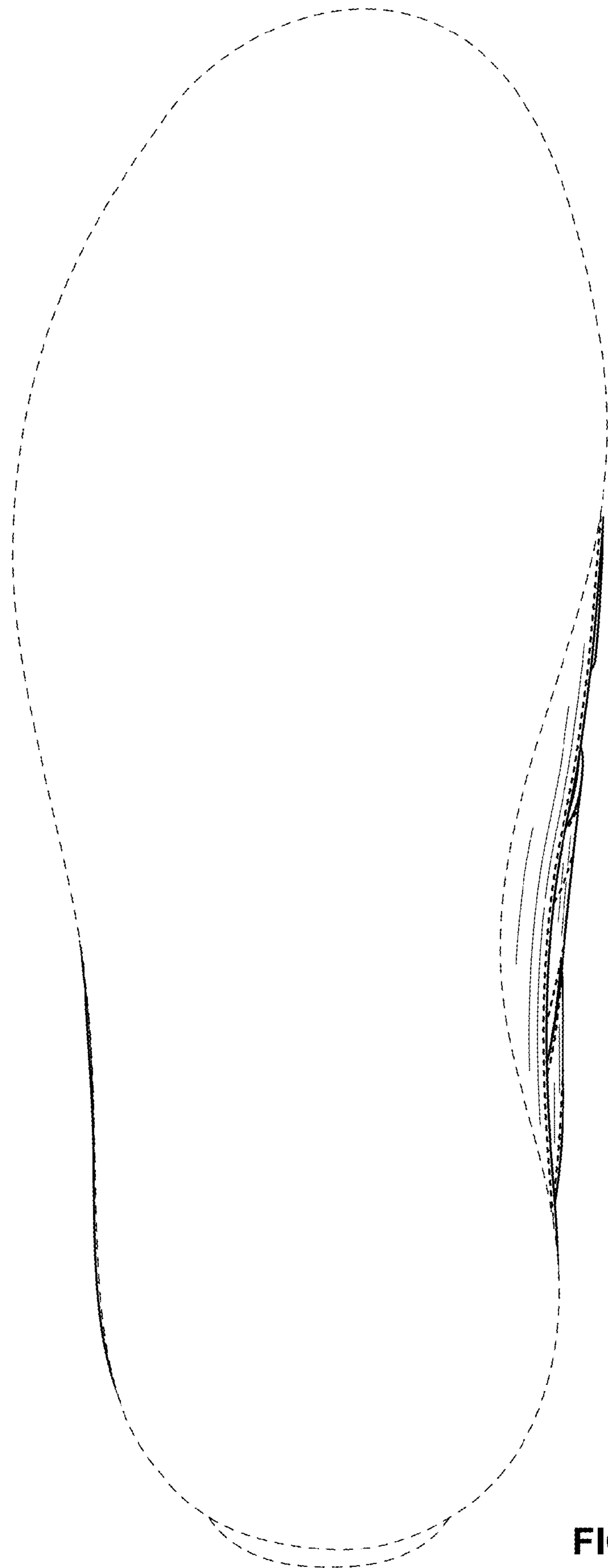


FIG. 7