



US00D902534S

(12) **United States Design Patent**
Stumph

(10) **Patent No.:** **US D902,534 S**

(45) **Date of Patent:** **** Nov. 24, 2020**

(54) **HEAD COVERING**

(71) Applicant: **Susan D. Stumph**, Smithfield, KY (US)

(72) Inventor: **Susan D. Stumph**, Smithfield, KY (US)

(**) Term: **15 Years**

(21) Appl. No.: **29/705,038**

(22) Filed: **Sep. 9, 2019**

(51) **LOC (12) Cl.** **02-03**

(52) **U.S. Cl.**
USPC **D2/880**

(58) **Field of Classification Search**

USPC D2/865, 866, 867, 868, 870, 874, 877,
D2/878, 880, 881, 883, 889
CPC A41D 23/00; A41G 5/0093; A42B 1/00;
A42B 1/02; A42B 1/04; A42B 1/041;
A42B 1/061; A42B 1/066; A42B 1/201;
A45D 8/40; A45D 19/18; A45D 20/18
See application file for complete search history.

(56) **References Cited**

U.S. PATENT DOCUMENTS

1,809,511	A *	6/1931	Davis	A42B 1/041 132/274
1,914,544	A *	6/1933	Villa	A42B 1/041 2/195.8
D133,497	S	8/1942	Ross		
D134,772	S *	1/1943	Harpignies	D2/877
5,170,509	A	12/1992	Leopold		
D357,343	S	4/1995	O'Neal		
D381,791	S	8/1997	Plummer		
D485,946	S	1/2004	Angrum		
6,735,783	B2	5/2004	Phillips		
D583,097	S *	12/2008	Levering	D28/41
D610,782	S *	3/2010	Simmonds	D2/880
D629,180	S *	12/2010	Hood	D2/880
D641,544	S *	7/2011	Fuglsang	D2/880
D690,469	S	9/2013	Christianson		
D734,594	S *	7/2015	Phillips	D2/880
D769,583	S	10/2016	Crenshaw		

9,504,362 B1 * 11/2016 Skinner A42B 1/04
D792,682 S * 7/2017 Diamond D2/880
10,021,929 B1 7/2018 Kirschner

(Continued)

Primary Examiner — Jasmine Mlinarcik

(74) *Attorney, Agent, or Firm* — Law Office of J.L. Simunic, PLLC; Joan L. Simunic

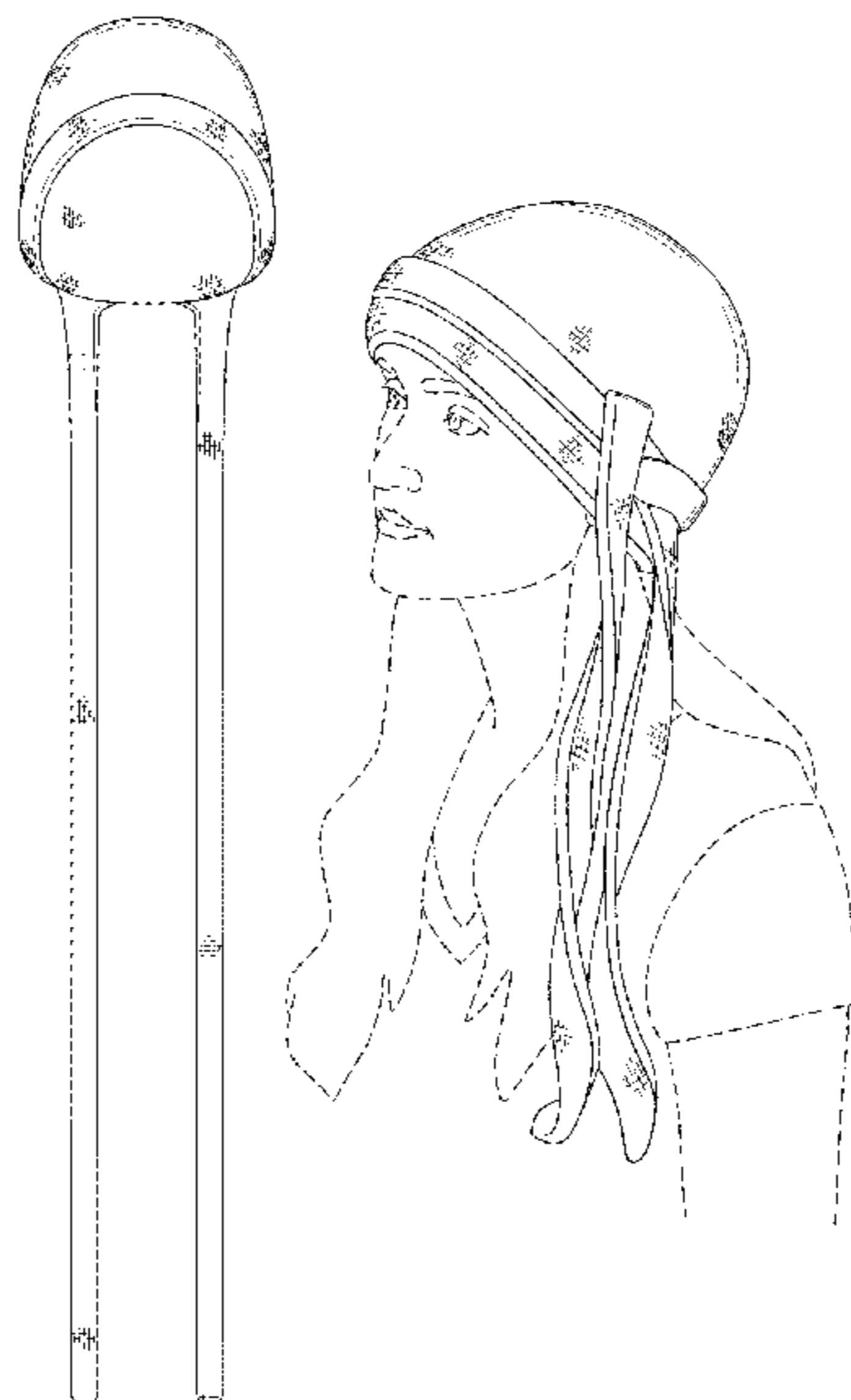
(57) **CLAIM**

I claim the ornamental design for a head covering, as shown and described.

DESCRIPTION

FIG. 1 is a front elevation view of a head covering showing my new design;
FIG. 2 is a back elevation view of the head covering of FIG. 1;
FIG. 3 is a left side elevation view of the head covering of FIG. 1;
FIG. 4 is a right side elevation view of the head covering of FIG. 1;
FIG. 5 is a top plan view of the head covering of FIG. 1;
FIG. 6 is a bottom plan view of the head covering of FIG. 1;
FIG. 7 is a left side perspective view of the head covering of FIG. 1, shown in use;
FIG. 8 is a left side perspective view of the head covering of FIG. 1, shown in use;
FIG. 9 is a left side perspective view of the head covering of FIG. 1, shown in use; and,
FIG. 10 is a left side perspective view of the head covering of FIG. 1, shown in use.
The broken line outline of the partial human figure in FIG. 2 and FIGS. 7-10 assists in illustrating how the head covering may appear when worn, but forms no part of the claimed design.

1 Claim, 9 Drawing Sheets



(56)

References Cited

U.S. PATENT DOCUMENTS

D877,463 S * 3/2020 Blocker D2/880
2019/0037944 A1 2/2019 Tussey
2019/0125014 A1 5/2019 Keenan
2020/0100551 A1* 4/2020 Lee A42B 1/041

* cited by examiner

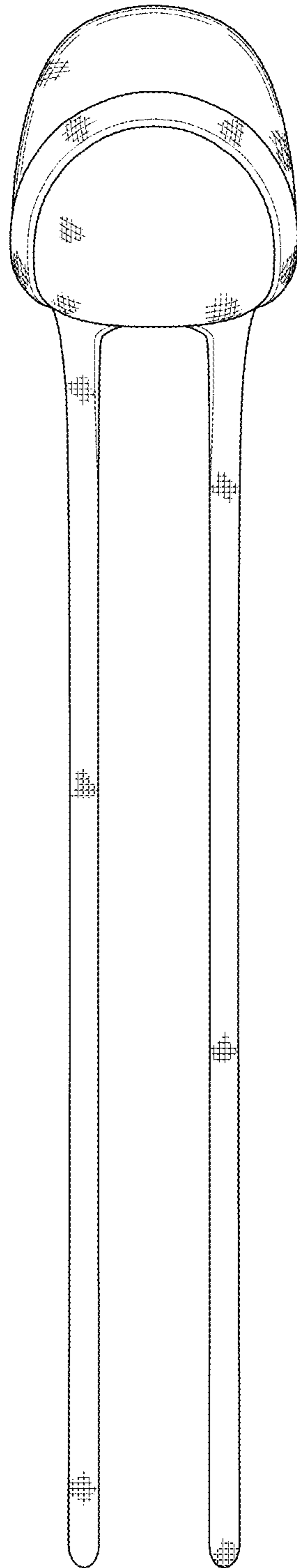


FIG. 1

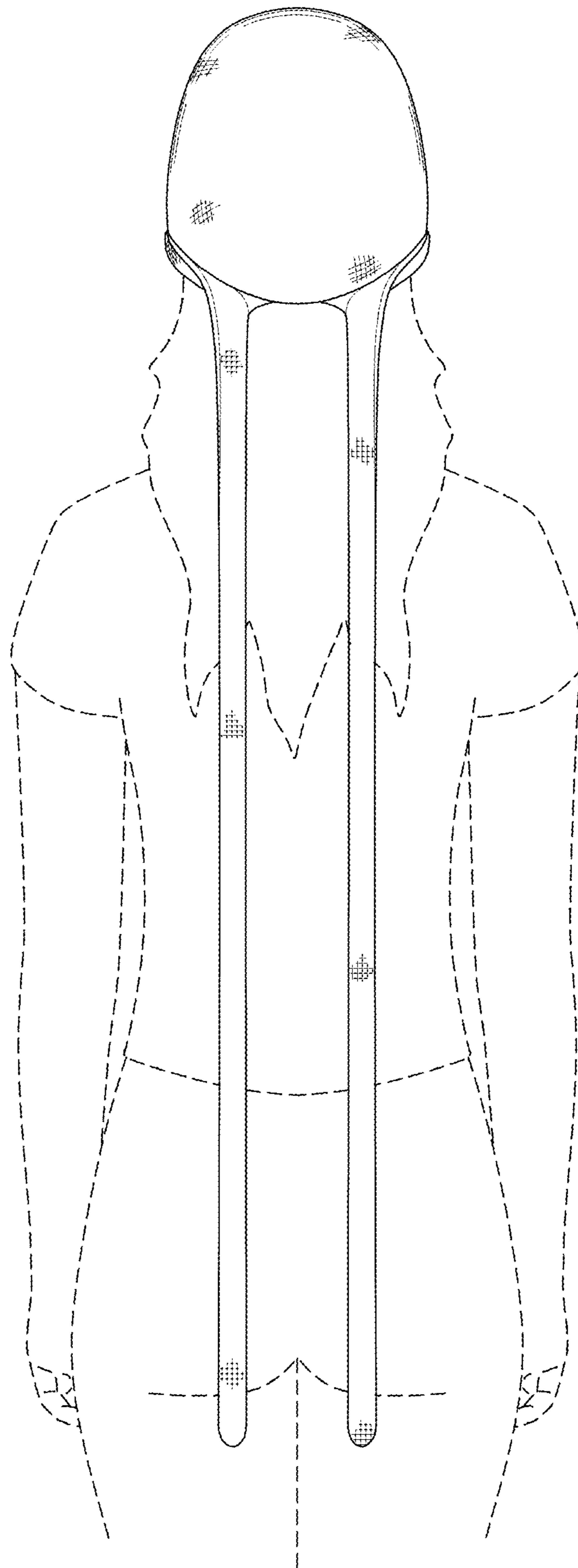


FIG. 2




FIG. 3

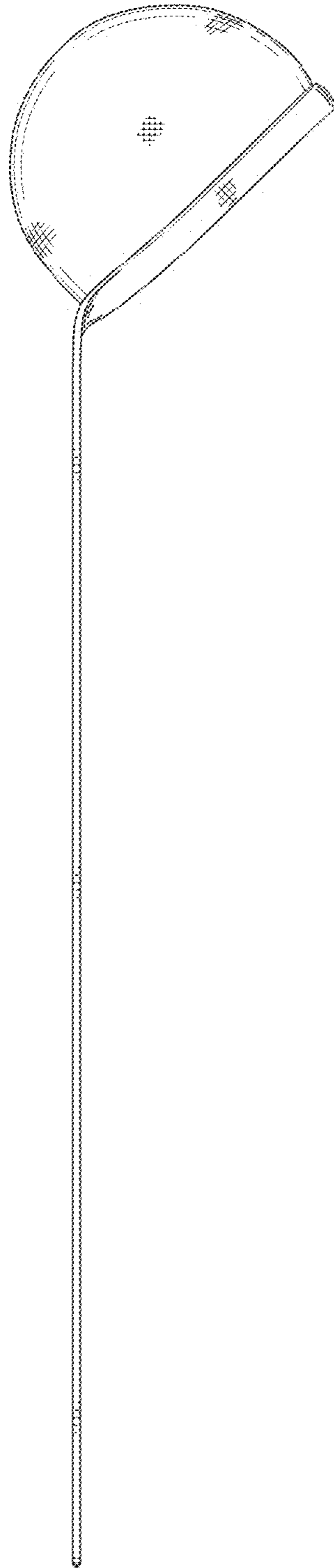


FIG. 4

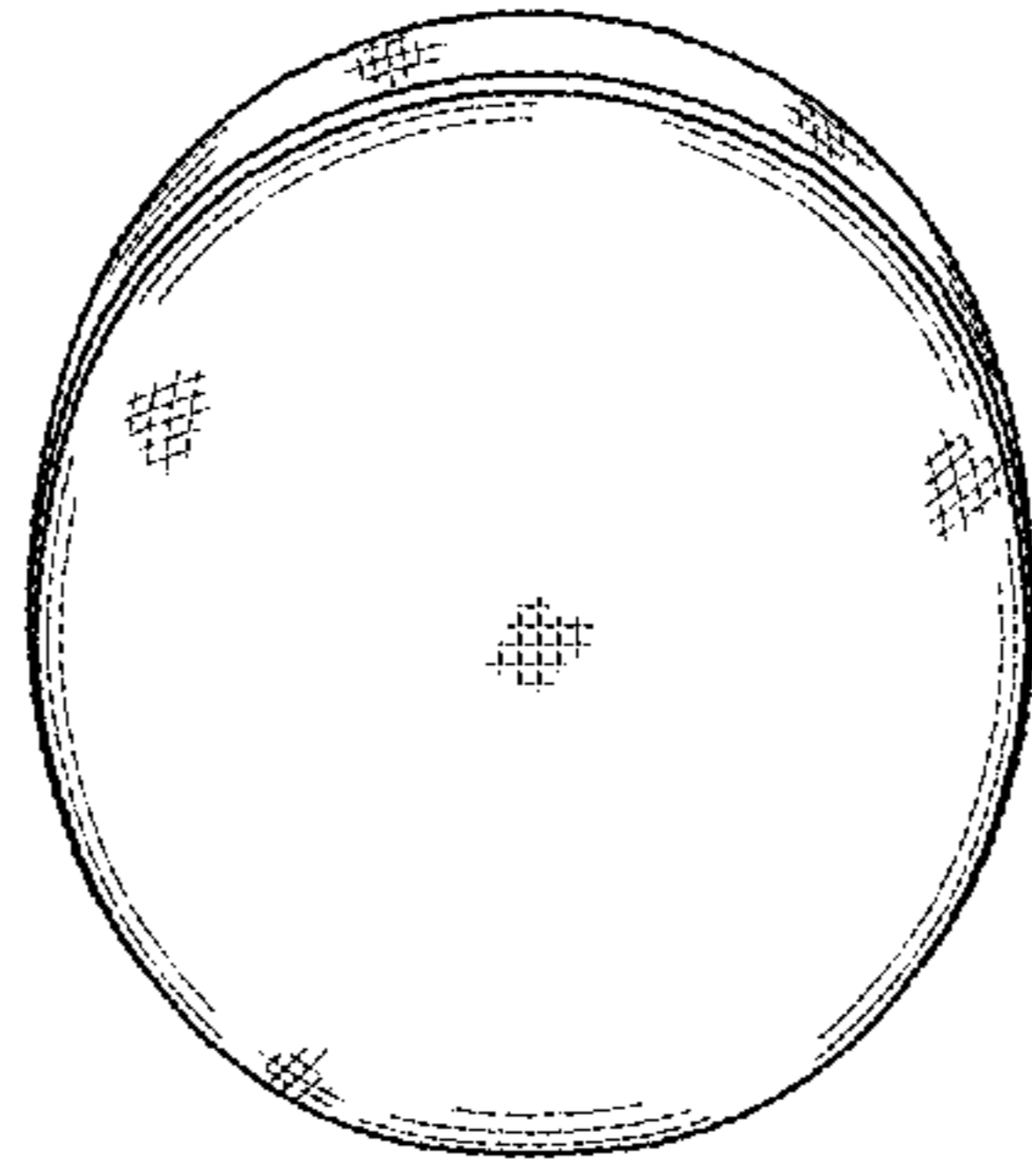


FIG. 5

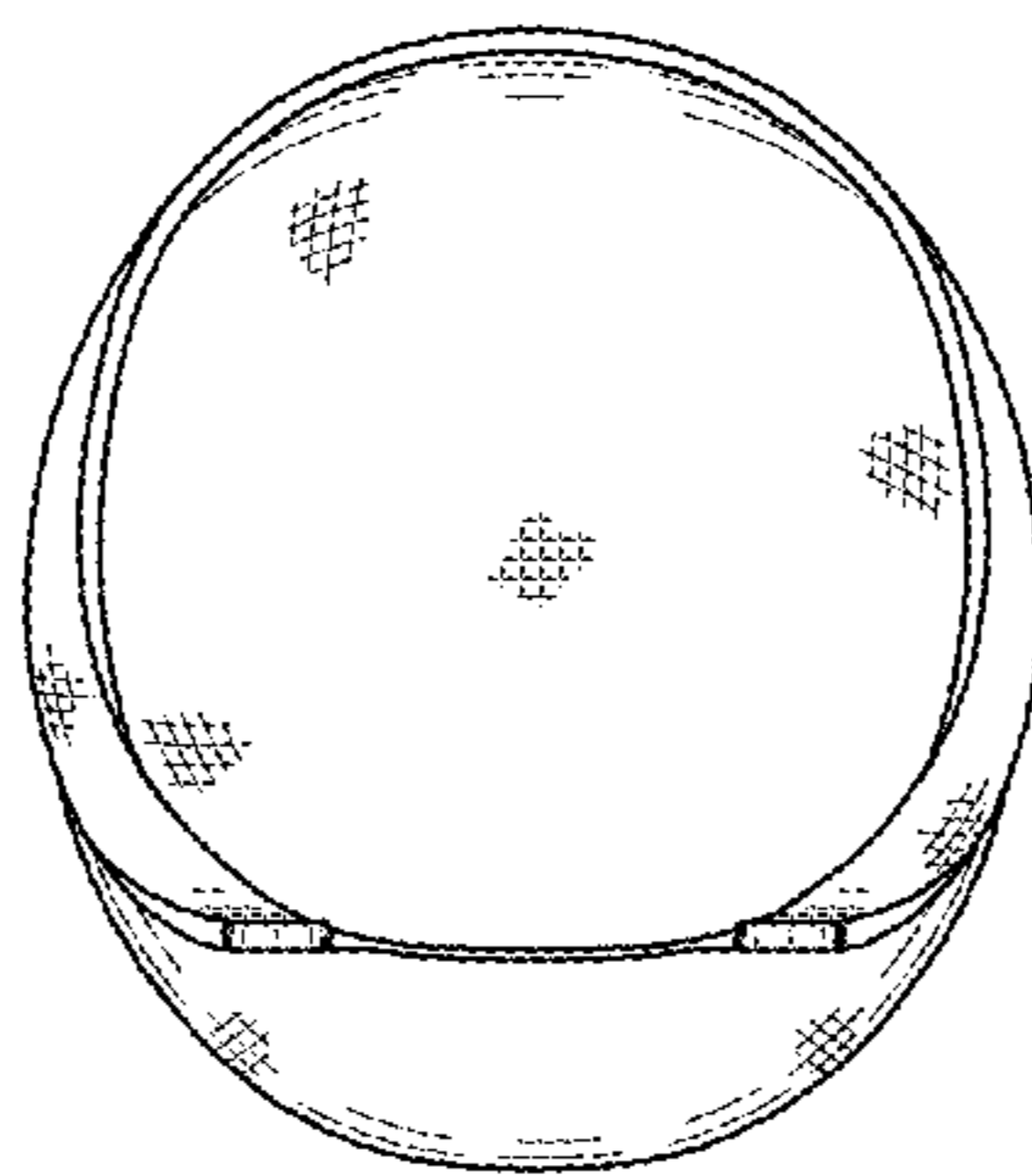


FIG. 6

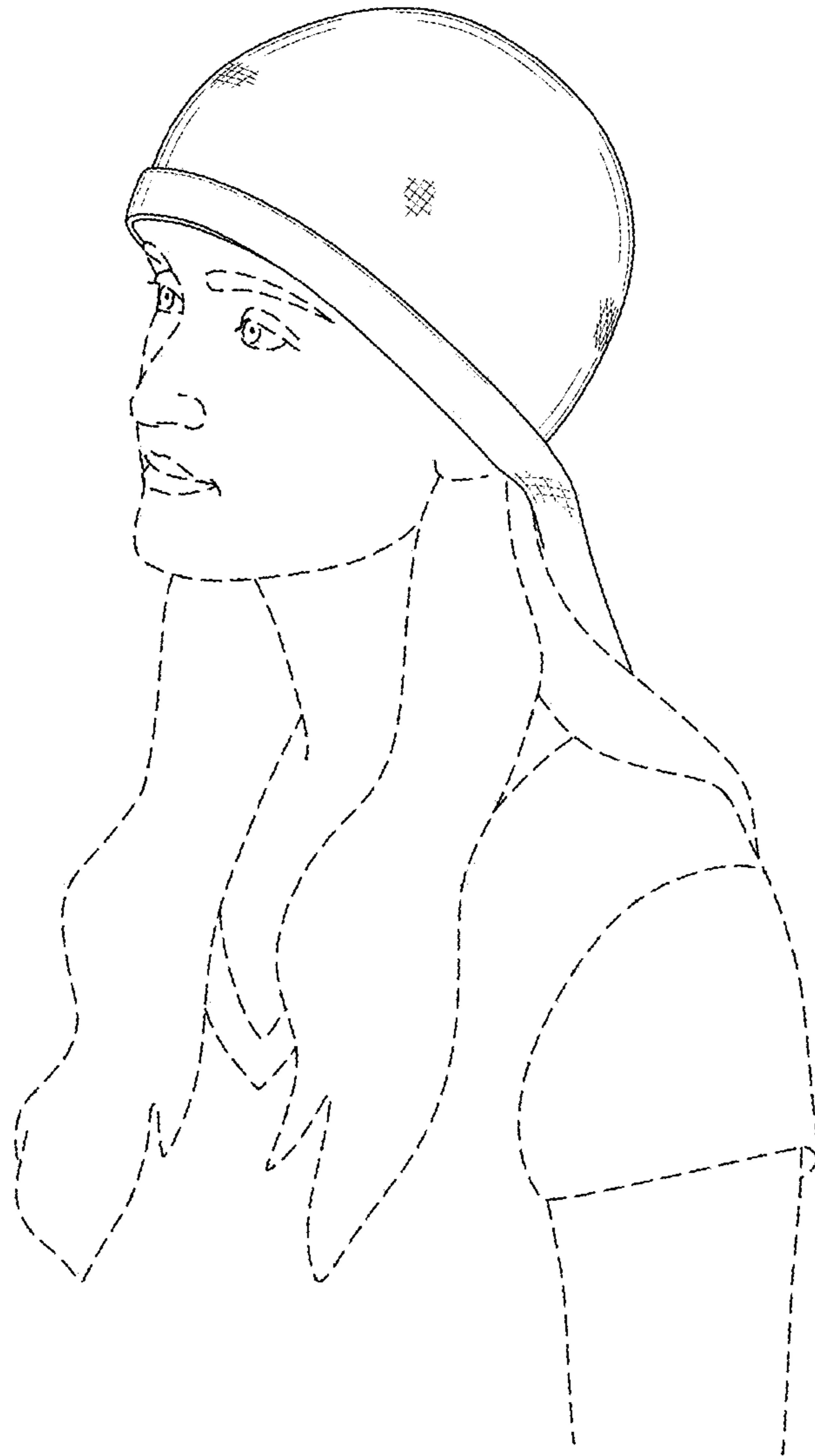


FIG. 7

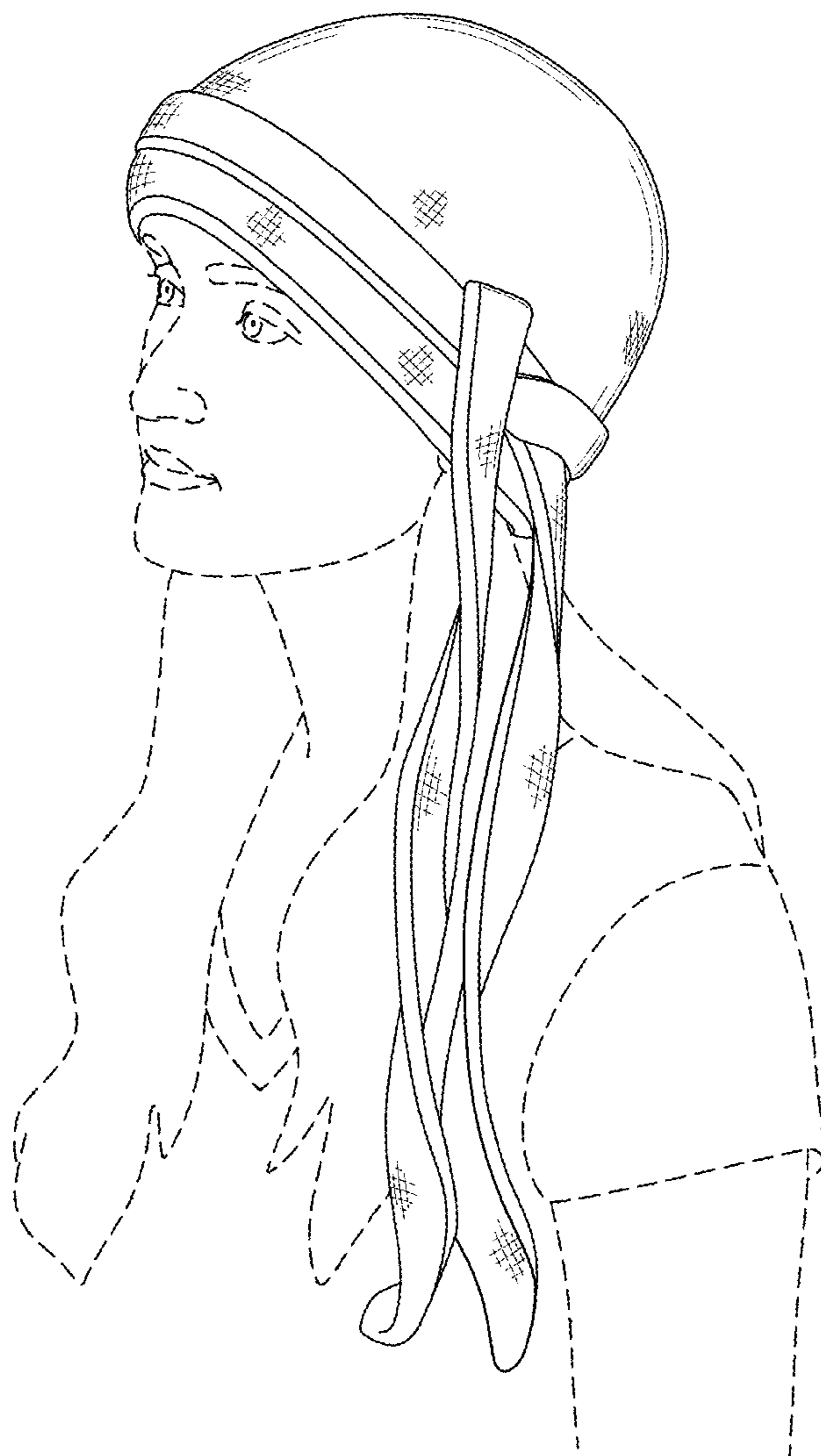


FIG. 8

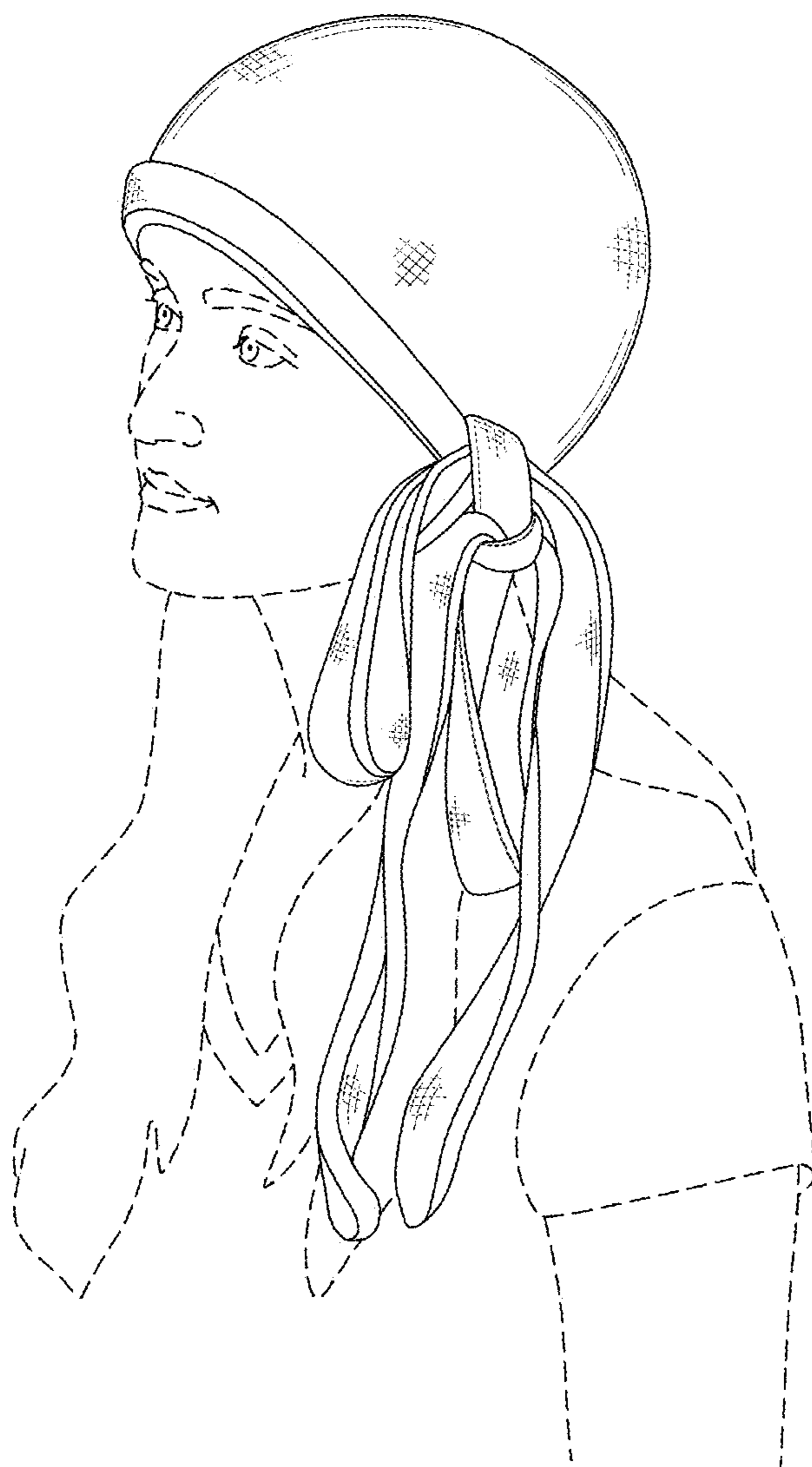


FIG. 9

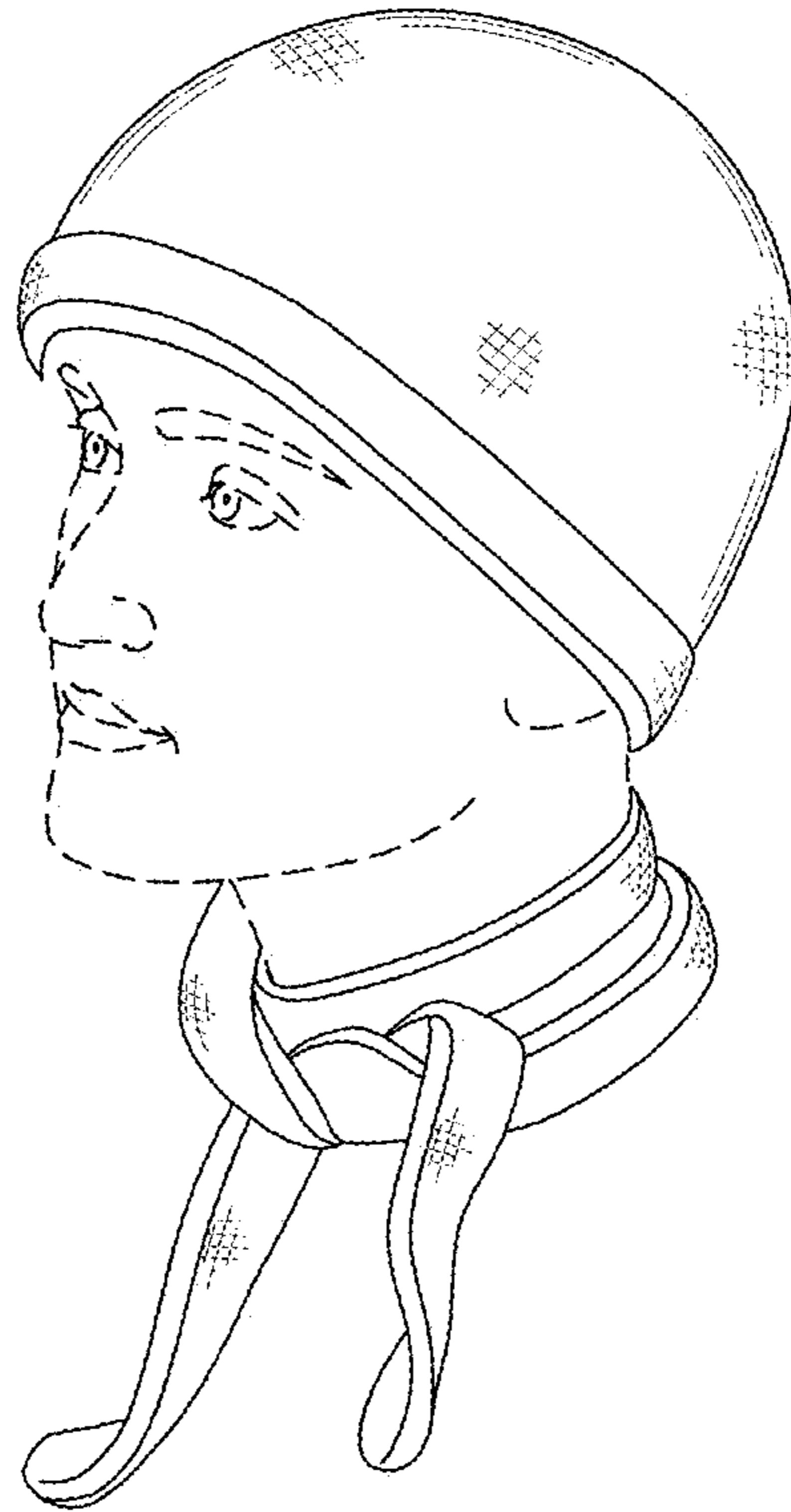


FIG. 10