



US00D902528S

(12) **United States Design Patent** (10) **Patent No.:** **US D902,528 S**  
**Geraghty** (45) **Date of Patent:** **\*\* Nov. 24, 2020**

(54) **SWADDLING GARMENT FOR AN INFANT**

OTHER PUBLICATIONS

(71) Applicant: **NEONESH GROUP, LLC**,  
Londonderry, NH (US)

RF SOLL, Heat loss prevention in neonates, Journal of Perinatology, 2008, 28, S57-S59.

(72) Inventor: **Scott P. Geraghty**, Londonderry, NH  
(US)

(Continued)

(73) Assignee: **NEONESH GROUP, LLC**,  
Londonderry, NH (US)

*Primary Examiner* — Michelle E. Wilson

*Assistant Examiner* — Clese Moore, Jr.

(\*\*) Term: **15 Years**

(74) *Attorney, Agent, or Firm* — Grossman Tucker  
Perreault & Pflieger PLLC

(21) Appl. No.: **29/640,480**

(57) **CLAIM**

(22) Filed: **Mar. 14, 2018**

The ornamental design for a swaddling garment for an infant, as shown and described.

(51) **LOC (12) Cl.** ..... **02-01**

(52) **U.S. Cl.**  
USPC ..... **D2/719**

**DESCRIPTION**

(58) **Field of Classification Search**  
USPC ..... D2/719, 720, 718, 728, 829, 847, 823,  
D2/824; D6/603, 608  
CPC ..... A41B 13/06; A41B 13/065  
See application file for complete search history.

FIG. 1 is a front elevation view of a swaddling garment of the present invention with a curtain disposed in a chest region of an anterior covering and an elongated opening disposed adjacent a pelvic crotch region of the anterior covering;

(56) **References Cited**

U.S. PATENT DOCUMENTS

4,507,805 A *	4/1985	Calutoiu	.....	A41D 10/00
				2/69.5
D282,596 S *	2/1986	Bangert	.....	D2/719
4,688,270 A *	8/1987	Denicola et al.		
D296,378 S *	6/1988	Coates	.....	D2/719
D405,585 S *	2/1999	Stevens	.....	D2/718
D446,907 S *	8/2001	Hall	.....	D2/719
D526,464 S *	8/2006	Johnson	.....	D2/718
D557,880 S *	12/2007	O'Connor-Cowley	.....	D2/719
D561,428 S *	2/2008	Nilsson	.....	D2/719
D586,537 S *	2/2009	Walker	.....	D2/719

FIG. 2 is a rear elevation view of the swaddling garment of FIG. 1, with an elongated opening disposed adjacent a pelvic crotch region of a posterior covering;

FIG. 3 is a right elevation view of the swaddling garment in FIG. 2;

FIG. 4 is a left elevation view of the swaddling garment thereof;

FIG. 5 is a top plan view of the swaddling garment thereof; FIG. 6 is a bottom plan view of the swaddling garment thereof; and,

FIG. 7 is a second front elevation view of the swaddling garment thereof, with the curtain withdrawn to expose an elongated opening disposed in the chest region of the anterior covering.

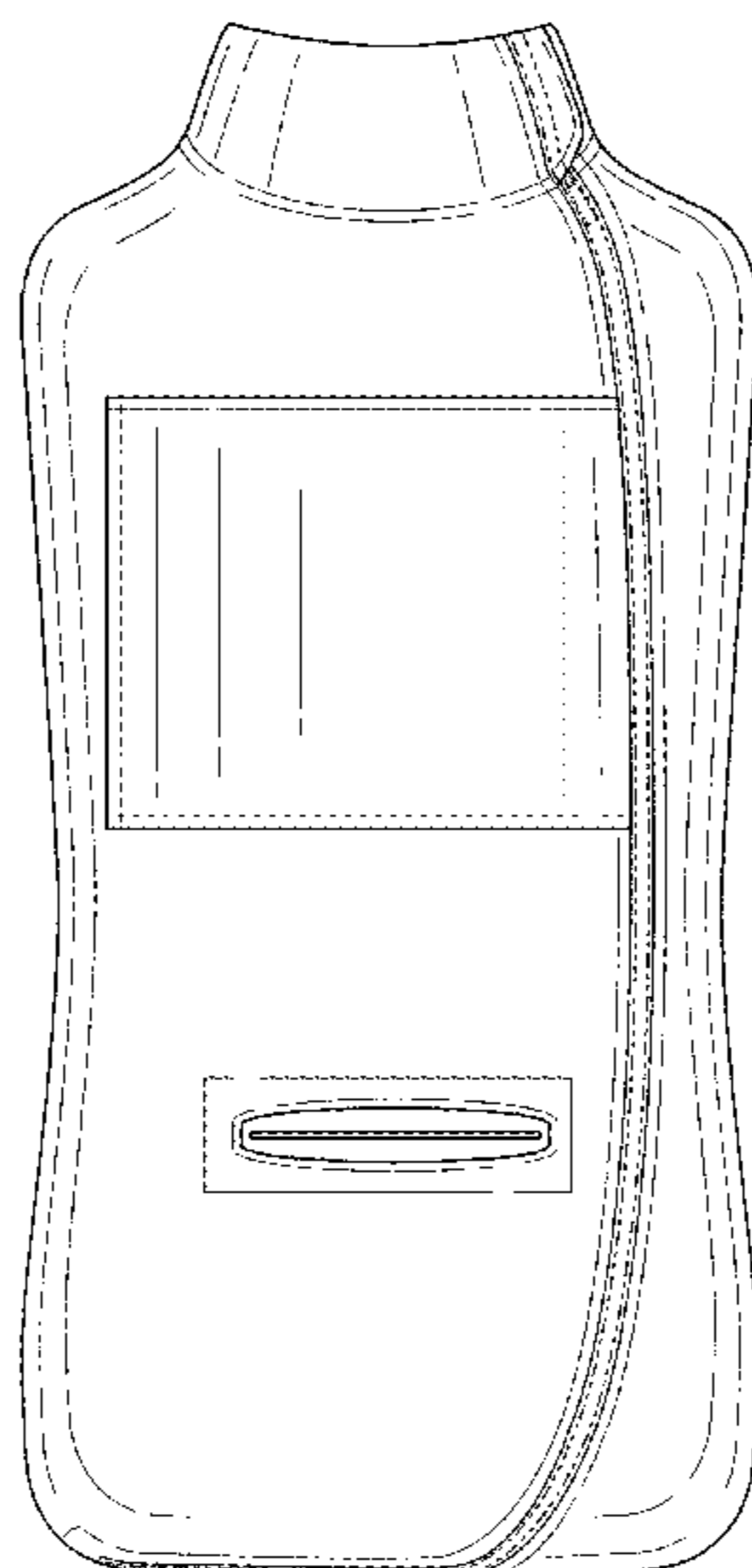
The dot-dashed broken lines depict portions of the swaddling garment that form no part of the claimed design.

(Continued)

FOREIGN PATENT DOCUMENTS

WO 2008150183 12/2008

**1 Claim, 5 Drawing Sheets**



(56)

References Cited

U.S. PATENT DOCUMENTS

D626,309 S \* 11/2010 Abrams ..... D2/719  
 D633,278 S \* 3/2011 de Bourgknecht ..... D2/719  
 D650,152 S \* 12/2011 Abrams ..... D2/719  
 D650,153 S \* 12/2011 Chopak ..... D2/719  
 D654,248 S \* 2/2012 Abrams ..... D2/719  
 D669,659 S \* 10/2012 Barski ..... D2/719  
 8,539,620 B1 \* 9/2013 Wynh ..... A41B 13/06  
 5/413 R  
 D690,904 S \* 10/2013 Coates ..... D2/719  
 D691,781 S \* 10/2013 Coates ..... D2/719  
 D715,028 S \* 10/2014 Harris ..... D2/719  
 D718,017 S 11/2014 Barski  
 D728,198 S 5/2015 Barski  
 D728,199 S 5/2015 Barski  
 D734,592 S 7/2015 Castillo et al.  
 D765,949 S \* 9/2016 Svensrud ..... D2/719  
 D776,900 S 1/2017 Bopanna et al.  
 D778,534 S \* 2/2017 Bopanna ..... D2/719  
 D790,803 S 7/2017 Paperno  
 D801,629 S \* 11/2017 Cook ..... D2/719  
 D801,630 S \* 11/2017 Wollschlaeger ..... D2/719  
 D802,252 S \* 11/2017 Sack ..... D2/719  
 D802,253 S \* 11/2017 Sack ..... D2/719

D804,780 S \* 12/2017 Brensinger ..... D2/719  
 2010/0242150 A1 9/2010 Trouillot  
 2012/0078190 A1 3/2012 Austin  
 2012/0151654 A1 6/2012 Chopak et al.  
 2013/0104279 A1 5/2013 Galli, Jr. et al.  
 2013/0139290 A1 6/2013 Barski  
 2013/0269080 A1 \* 10/2013 Parker ..... A41B 13/06  
 2/69.5  
 2014/0259272 A1 9/2014 Kiernan  
 2015/0128350 A1 5/2015 Paperno  
 2015/0374048 A1 12/2015 Theodossiou  
 2016/0050995 A1 2/2016 Bentley et al.  
 2016/0295928 A1 \* 10/2016 Bopanna ..... A41B 13/06  
 2017/0224025 A1 \* 8/2017 Villarreal ..... A41B 13/06  
 2017/0311663 A1 11/2017 Wollschlaeger et al.  
 2018/0070652 A1 3/2018 Geraghty  
 2018/0199638 A1 7/2018 Byrne  
 2018/0228222 A1 8/2018 Barski et al.  
 2018/0317566 A1 \* 11/2018 Barski ..... A47G 9/083

OTHER PUBLICATIONS

Office Action dated Apr. 2, 2019, issued in U.S. Appl. No. 15/700,321, 18 pages.

\* cited by examiner

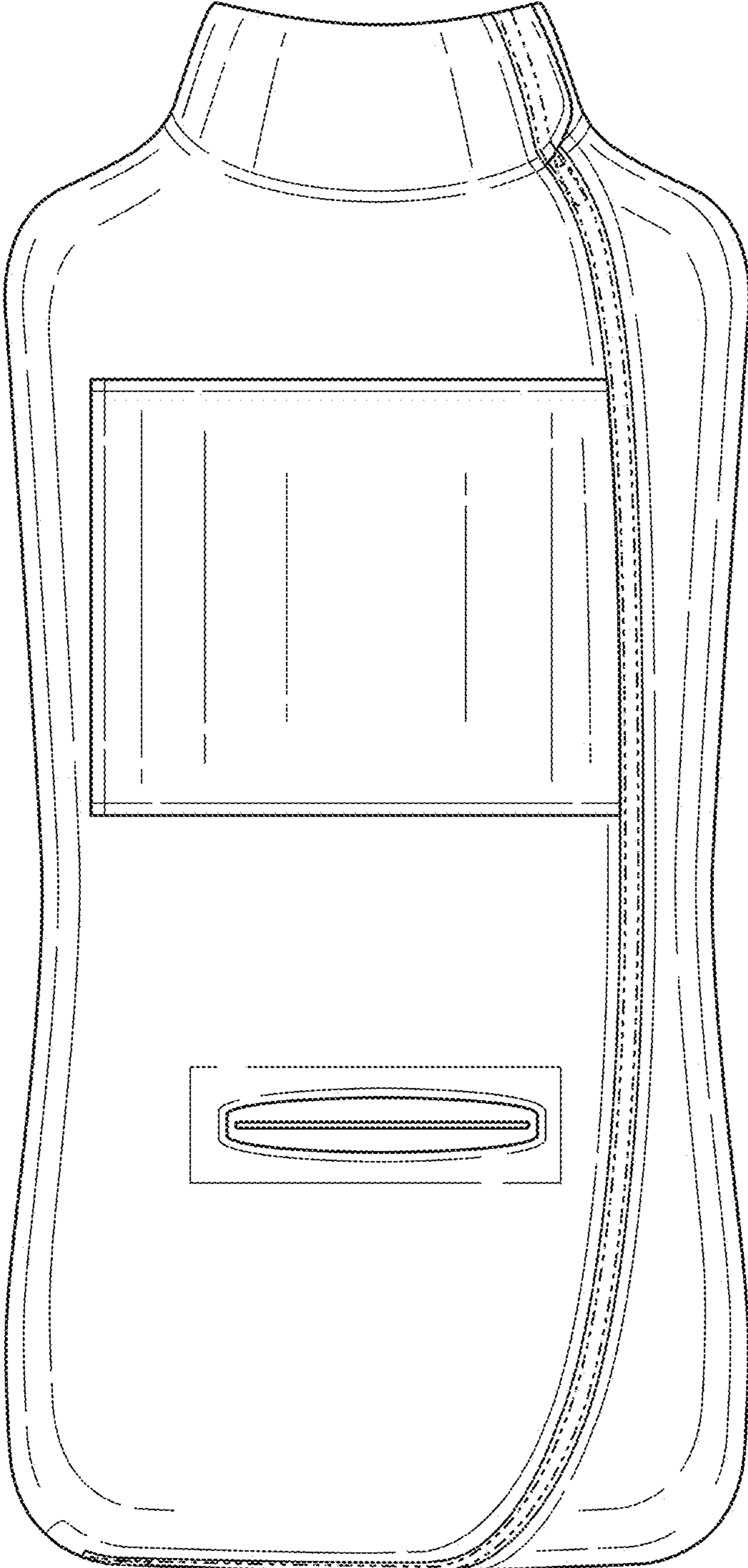


FIG. 1

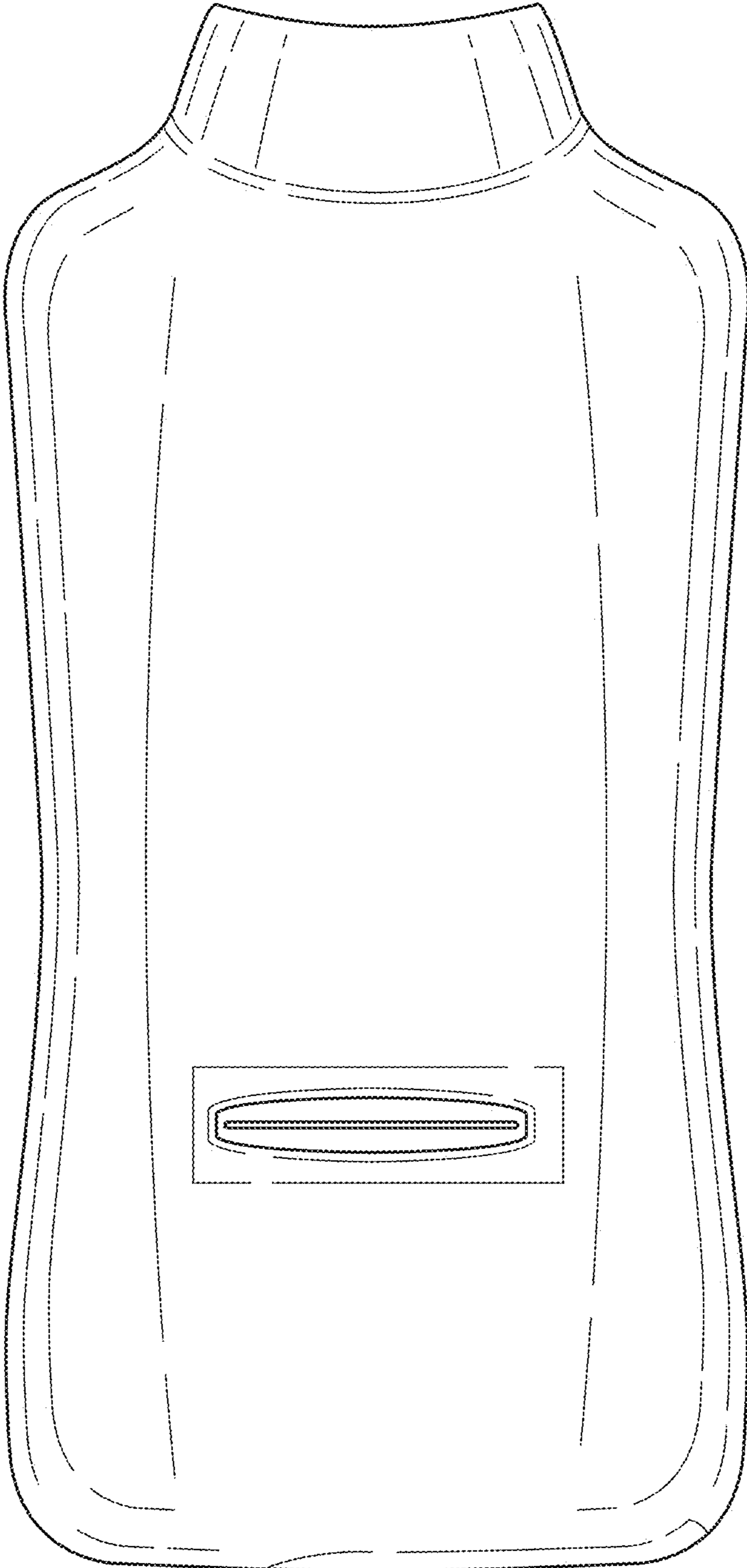


FIG. 2




FIG. 3

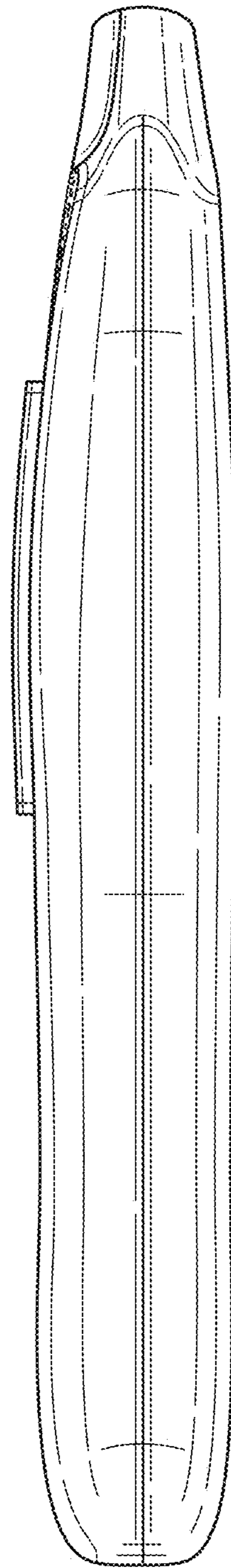


FIG. 4

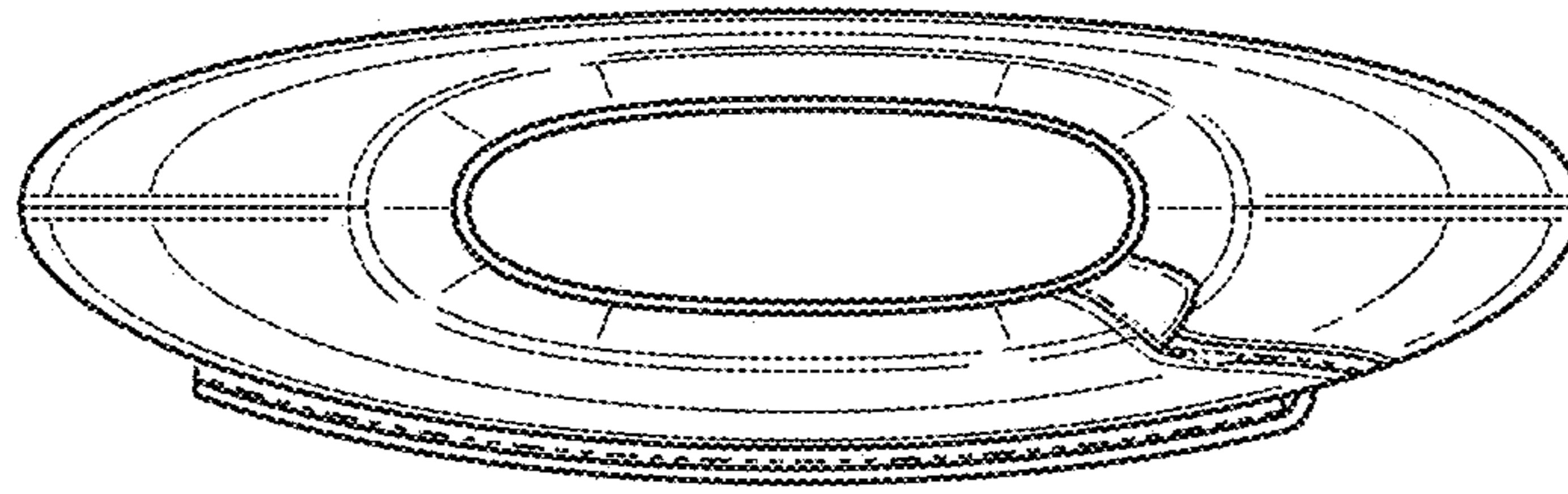


FIG. 5




FIG. 6

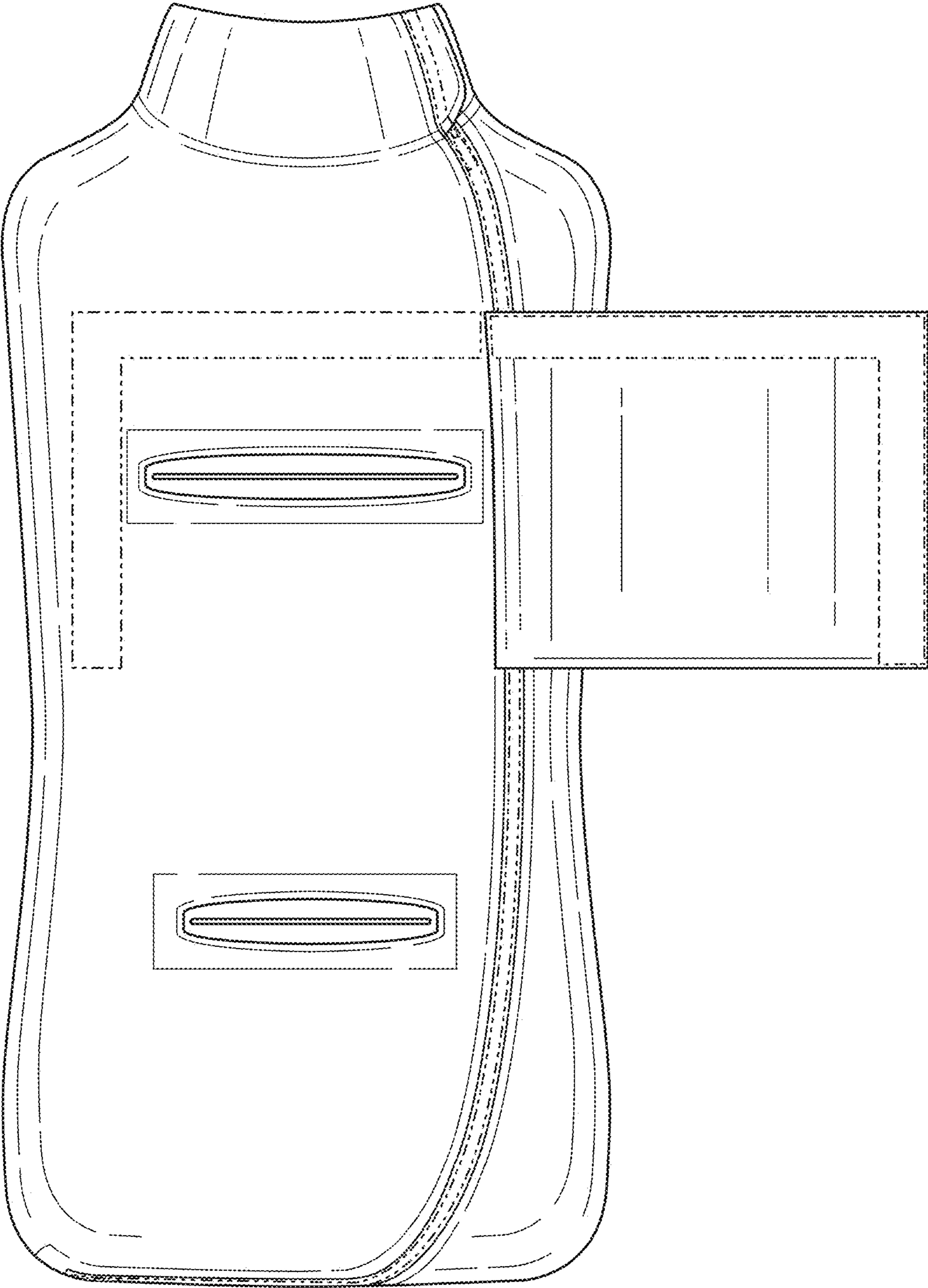


FIG. 7

UNITED STATES PATENT AND TRADEMARK OFFICE  
**CERTIFICATE OF CORRECTION**

PATENT NO. : D902,528 S  
APPLICATION NO. : 29/640480  
DATED : November 24, 2020  
INVENTOR(S) : Scott P. Geraghty

Page 1 of 1

It is certified that error appears in the above-identified patent and that said Letters Patent is hereby corrected as shown below:

On the Title Page

Column 2, Line 4 of the Description, delete “adiacent” and insert -- adjacent --, therefor.

Column 2, Line 7 of the Description, delete “adiacent” and insert -- adjacent --, therefor.

Signed and Sealed this  
Ninth Day of March, 2021



Drew Hirshfeld  
*Performing the Functions and Duties of the  
Under Secretary of Commerce for Intellectual Property and  
Director of the United States Patent and Trademark Office*