



US00D902524S

(12) **United States Design Patent**
Scott, Jr.

(10) **Patent No.:** **US D902,524 S**

(45) **Date of Patent:** **** Nov. 17, 2020**

(54) **MARKER FOUNDATION**

(71) Applicant: **Roy W. Scott, Jr.**, Palm Beach Gardens, FL (US)

(72) Inventor: **Roy W. Scott, Jr.**, Palm Beach Gardens, FL (US)

(**) Term: **15 Years**

(21) Appl. No.: **29/704,588**

(22) Filed: **Sep. 5, 2019**

(51) **LOC (12) Cl.** **99-00**

(52) **U.S. Cl.**
USPC **D99/17**

(58) **Field of Classification Search**
USPC D99/17
CPC E04H 13/00; E04H 13/003
See application file for complete search history.

(56) **References Cited**

U.S. PATENT DOCUMENTS

- D410,848 S * 6/1999 Daniels D99/17
- 7,637,061 B2 * 12/2009 Murphy E04H 13/003
52/103
- D664,324 S * 7/2012 Finley D99/17

- 8,429,859 B2 * 4/2013 Dickinson E04H 13/003
52/103
- 8,561,363 B2 * 10/2013 DeArmond, Jr. E04H 13/003
52/170
- 8,667,745 B1 * 3/2014 May E04H 13/003
52/103
- 8,763,318 B1 * 7/2014 Bobbitt E04H 13/003
52/103
- 9,175,495 B1 * 11/2015 Bruyn A61G 99/00

* cited by examiner

Primary Examiner — Doris Clark

(74) *Attorney, Agent, or Firm* — McHale & Slavin, P.A.

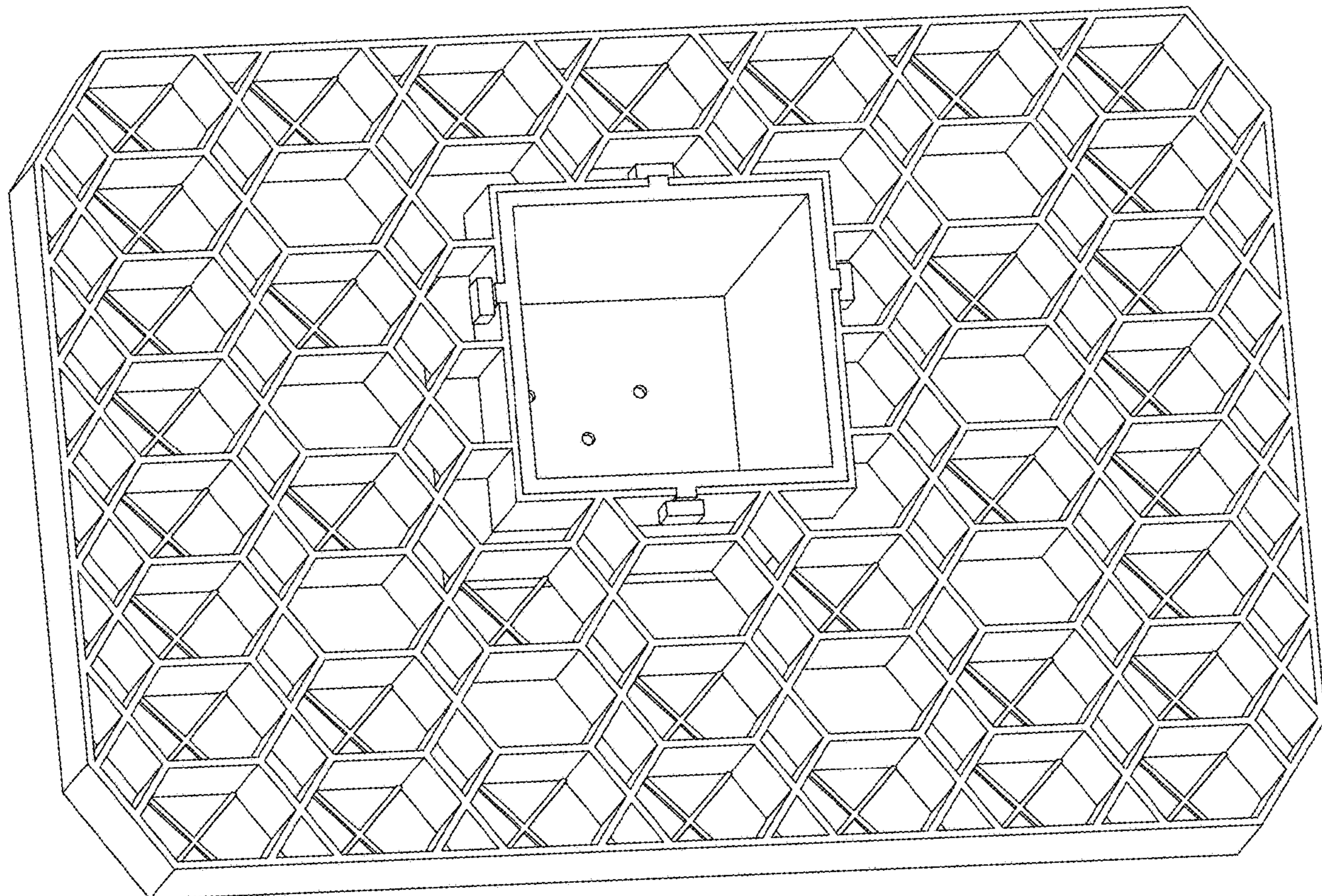
(57) **CLAIM**

The ornamental design for a marker foundation, as shown and described.

DESCRIPTION

FIG. 1 is a perspective view of the marker foundation of the instant invention with a vase insert;
FIG. 2 is a top view thereof;
FIG. 3 is a bottom view thereof;
FIG. 4 is a front side view thereof;
FIG. 5 is a back side view thereof;
FIG. 6 is a left side view thereof; and,
FIG. 7 is a right side view thereof.

1 Claim, 5 Drawing Sheets



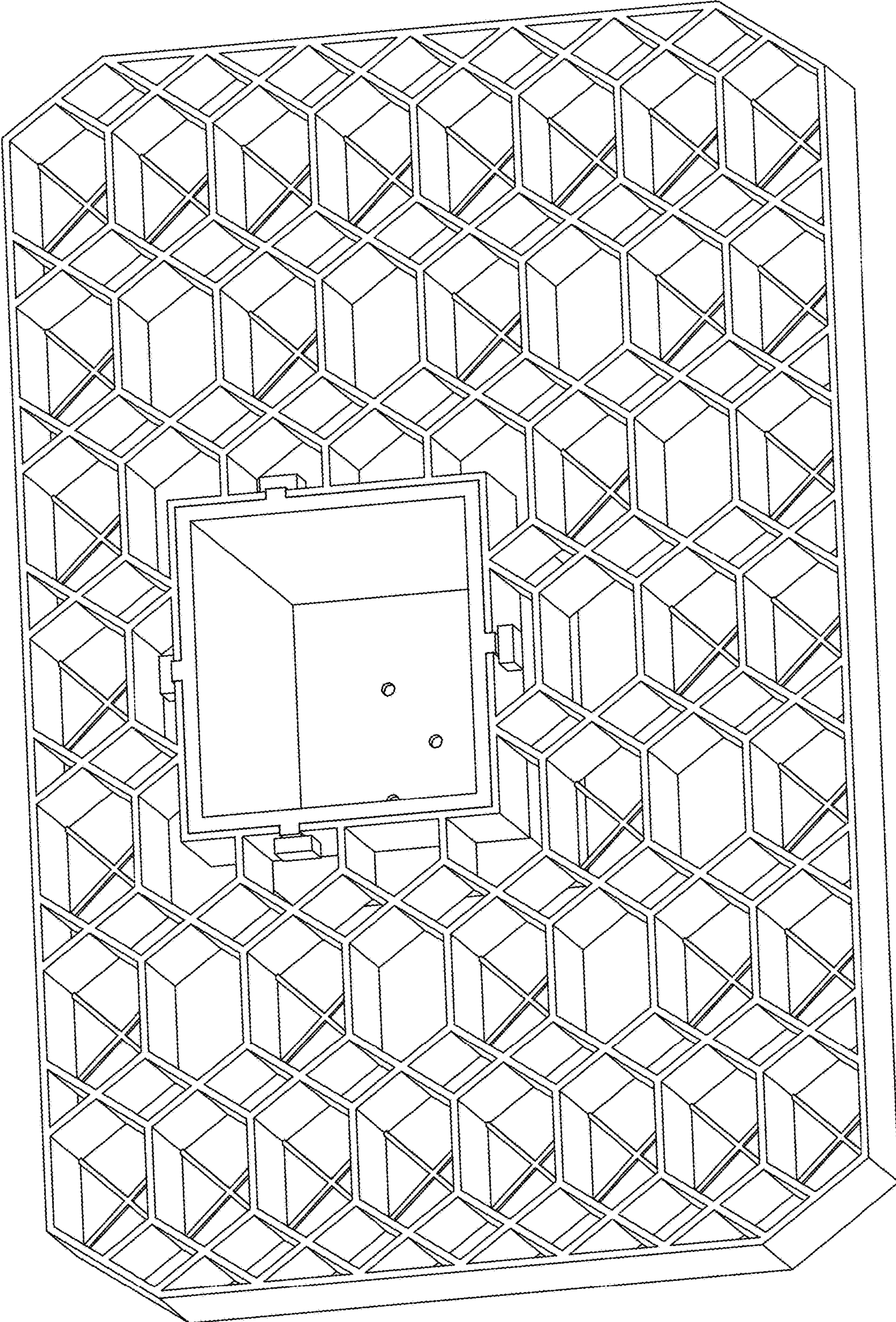


FIG. 1

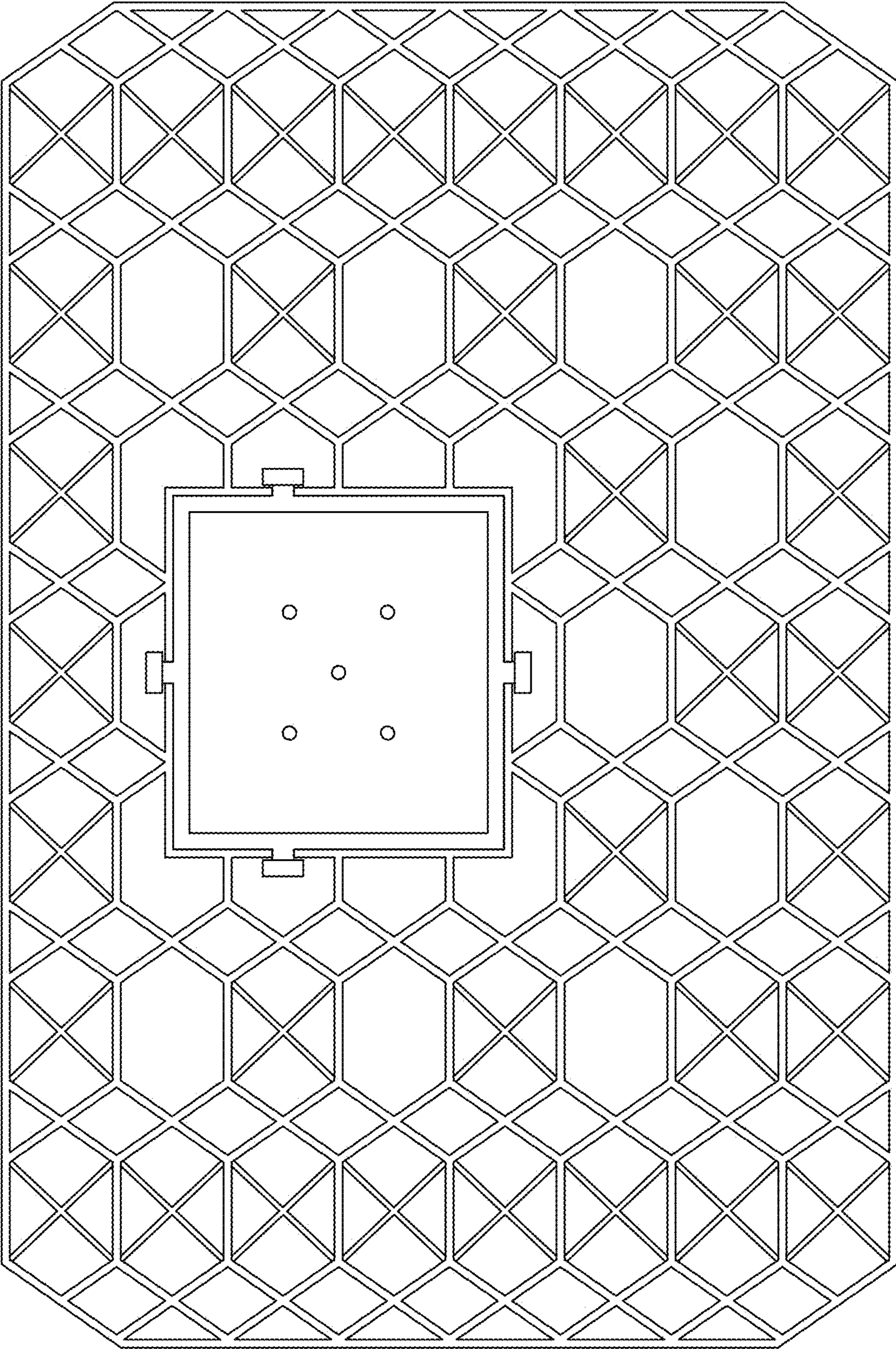


FIG. 2

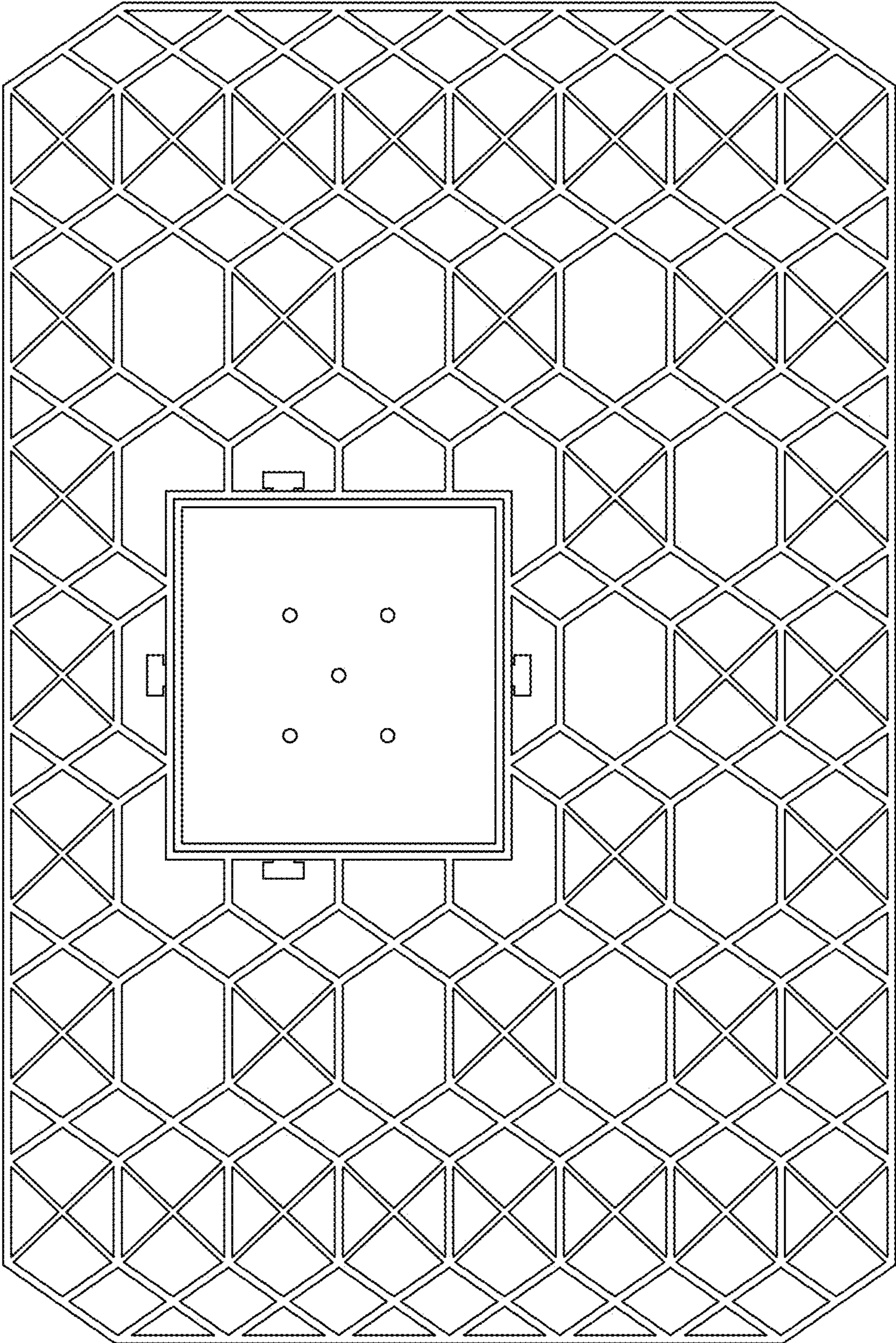


FIG. 3

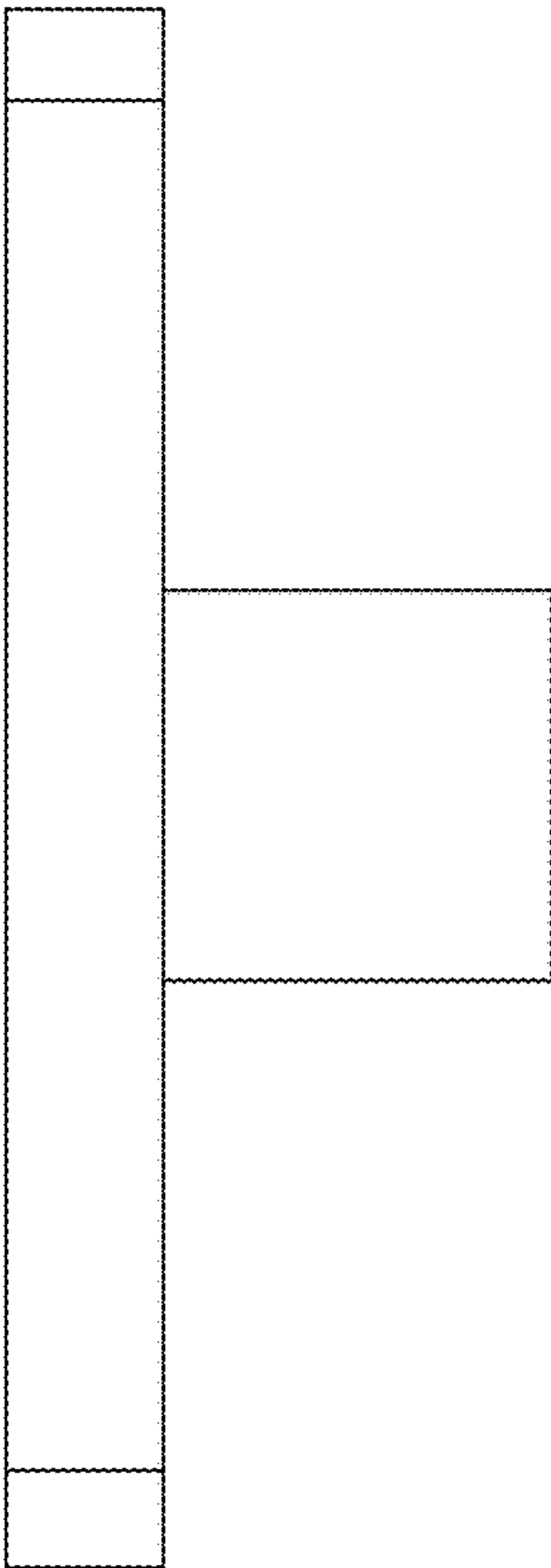


FIG. 4




FIG. 5




FIG. 6




FIG. 7