



US00D902523S

(12) **United States Design Patent**
Plaisted

(10) **Patent No.:** **US D902,523 S**

(45) **Date of Patent:** **** Nov. 17, 2020**

(54) **URN-LOWERING DEVICE**

(71) Applicant: **Graceful Burial, LLC**, Elk River, MN (US)

(72) Inventor: **Christina Plaisted**, Naples, FL (US)

(73) Assignee: **Graceful Burial, LLC**, Elk River, MN (US)

(**) Term: **15 Years**

(21) Appl. No.: **29/694,334**

(22) Filed: **Jun. 10, 2019**

Related U.S. Application Data

(63) Continuation of application No. 29/607,575, filed on Jun. 14, 2017, now Pat. No. Des. 855,927.

(51) **LOC (12) Cl.** **99-00**

(52) **U.S. Cl.**
USPC **D99/8**

(58) **Field of Classification Search**
USPC D99/8, 5, 10, 12; D3/303, 244, 232; D5/1, 11, 47; D23/201; D26/10, 22, 23, D26/9, 49; 27/1, 2; 383/117, 118; 150/108, 128; D11/131.1, 151, 143, 144, D11/152; D2/980, 944, 870
CPC A61G 17/08; A61G 17/00; A61G 99/00
See application file for complete search history.

(56) **References Cited**

U.S. PATENT DOCUMENTS

- 672,499 A * 4/1901 Tulley 383/76
- 1,084,584 A * 1/1914 Moody B65D 33/14 383/22
- 1,177,762 A 4/1916 Coolbroth
- 1,207,533 A 12/1916 Gamble
- 1,564,079 A 12/1925 Lorbiecki
- 1,601,677 A 9/1926 Cesareo

- 1,681,922 A 8/1928 Boch
- 1,737,065 A * 11/1929 Thornton A45C 3/045 383/26

- 1,827,447 A 10/1931 Wilmore
- 1,897,224 A 2/1933 Andrews
- 2,029,314 A 2/1936 Ellis

(Continued)

FOREIGN PATENT DOCUMENTS

- CA 53107 7/1984
- CA 2069121 11/1993

(Continued)

Primary Examiner — Paula Allen Greene

(74) *Attorney, Agent, or Firm* — Hahn Loeser & Parks LLP; John J. Cunniff

(57) **CLAIM**

The ornamental design for an urn-lowering device, as shown and described.

DESCRIPTION

FIG. 1 is a front perspective view of a first embodiment of an urn-lowering device, according to the inventor, with the rear view being a mirror image thereof;

FIG. 2 is a front perspective view of a second embodiment thereof, with the rear view being a mirror image thereof, wherein the left, right, top, and bottom views are identical to the first embodiment;

FIG. 3 is a front perspective view of a third embodiment thereof, with the rear view being a mirror image thereof, wherein the left, right, top, and bottom views are identical to the first embodiment;

FIG. 4 is a left view of the first embodiment;

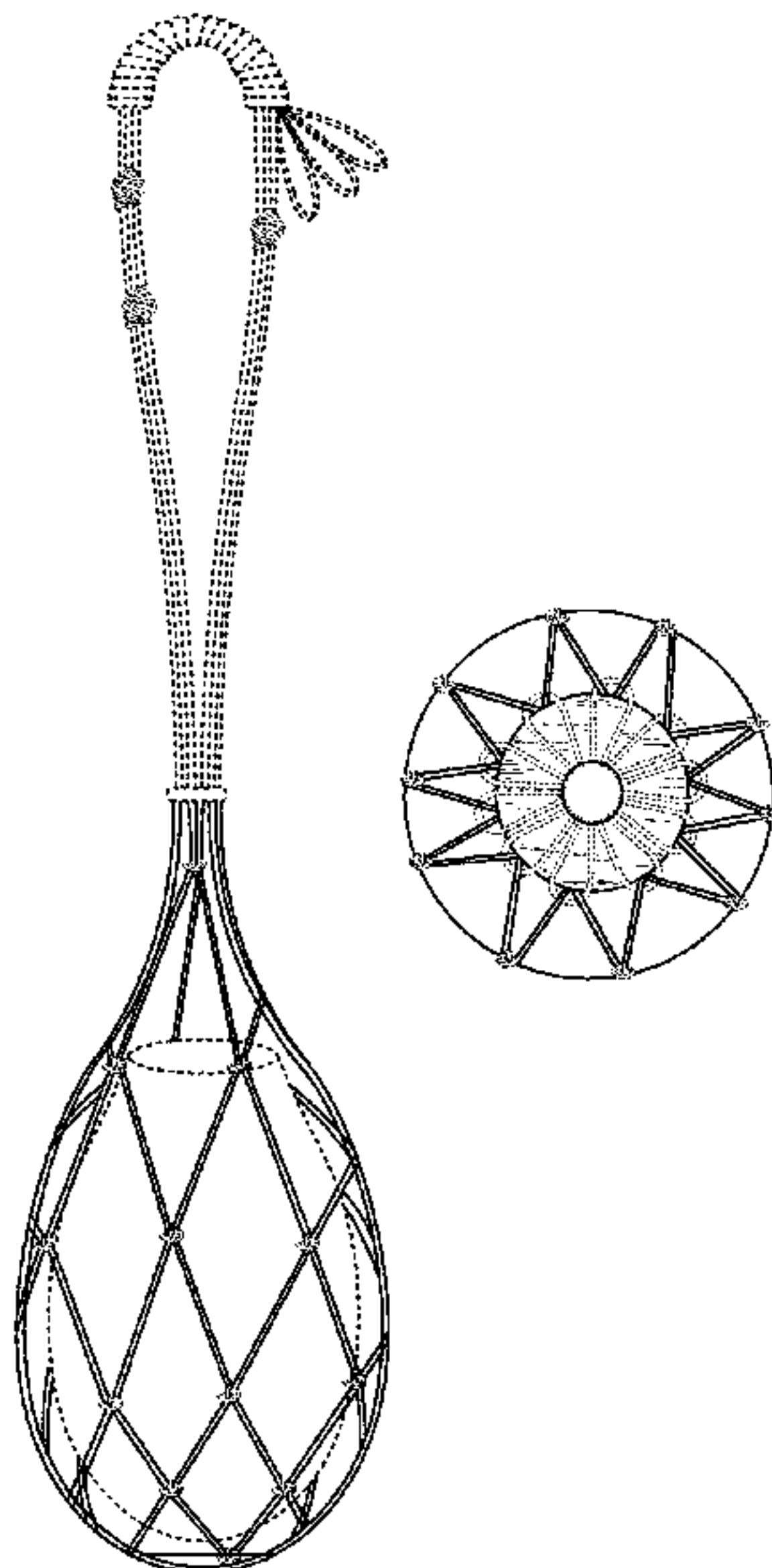
FIG. 5 is a right view of the first embodiment;

FIG. 6 is a top view of the first embodiment; and,

FIG. 7 is a bottom view of the first embodiment.

The broken lines shown in the Figures are for environmental purposes only and form no part of the claimed invention.

1 Claim, 6 Drawing Sheets



US D902,523 S

(56)

References Cited

U.S. PATENT DOCUMENTS

2,116,668 A	5/1938	Cross	
D111,411 S	9/1938	D'Addario	
2,137,701 A	11/1938	Replogle	
D128,122 S	7/1941	Lewis	
2,493,085 A	1/1950	Pincus	
2,510,186 A	6/1950	Marsico	
D161,954 S	2/1951	Molinari	
2,557,517 A *	6/1951	Scruggs	B65D 33/28 383/76
2,682,290 A	6/1954	Ditlea	
D173,194 S *	10/1954	Dorelis	D9/651
2,705,517 A *	4/1955	Elsas	B65D 29/00 206/459.5
2,720,883 A	10/1955	King	
3,285,694 A	11/1966	Marchi	
3,322,176 A	5/1967	Geller	
3,327,108 A	6/1967	Press	
3,415,012 A *	12/1968	Stubbsmann	A01G 9/00 47/78
3,585,853 A	6/1971	Magdalin	
4,524,408 A	6/1985	Minera	
D317,401 S *	6/1991	Earnest	D6/536
5,222,802 A	6/1993	Beck	
5,280,843 A *	1/1994	Vartija	A63B 47/00 473/576
D355,298 S	2/1995	Beger	
5,456,063 A *	10/1995	Yoshizaki	F01N 3/2006 60/284

5,472,280 A	12/1995	Rittmaster	
5,683,239 A	11/1997	Cardosi	
5,845,994 A *	12/1998	Rice	A45C 1/04 383/76
D413,520 S	9/1999	Comper	
6,021,900 A	2/2000	Jordan	
D426,585 S *	6/2000	Manniso	D21/301
6,311,334 B1	11/2001	Reinhardt	
D542,151 S *	5/2007	Sutton	D9/670
D586,117 S	2/2009	Zden	
D588,812 S *	3/2009	Springston	D3/202
D714,545 S	10/2014	Marek	
D719,286 S	12/2014	Inskeep	
D839,782 S *	2/2019	Beesley	D11/152
D855,927 S *	8/2019	Plaisted	D99/8
D865,443 S *	11/2019	Buttler	D7/397
2015/0202108 A1	7/2015	Kilian	

FOREIGN PATENT DOCUMENTS

CA	2074655	1/1994
CA	74272	5/1994
CZ	D081660	10/2013
DE	621371	11/1935
EM	001647124-0001	12/2009
EM	001647124-0002	12/2009
FR	2923378	5/2009
KR	101311328	9/2013
TW	M444164	1/2013
TW	201410226	3/2014
WO	2011032558	3/2011

* cited by examiner

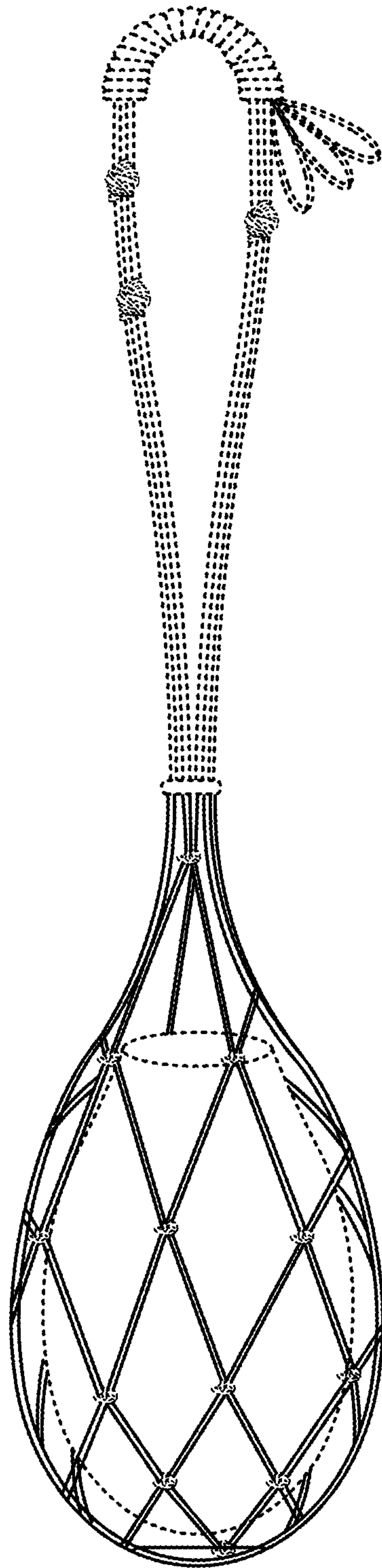


FIG. 1

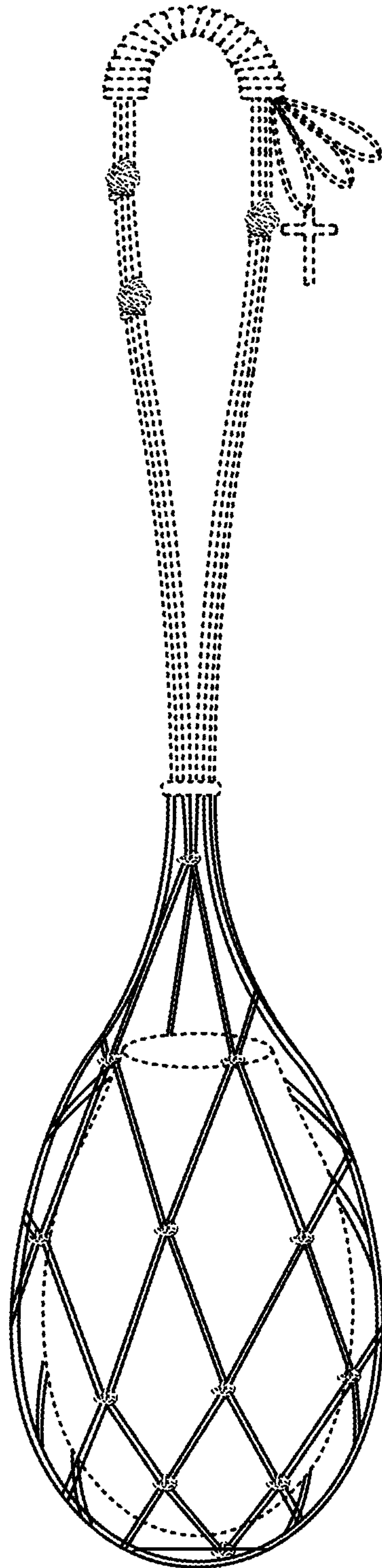


FIG. 2

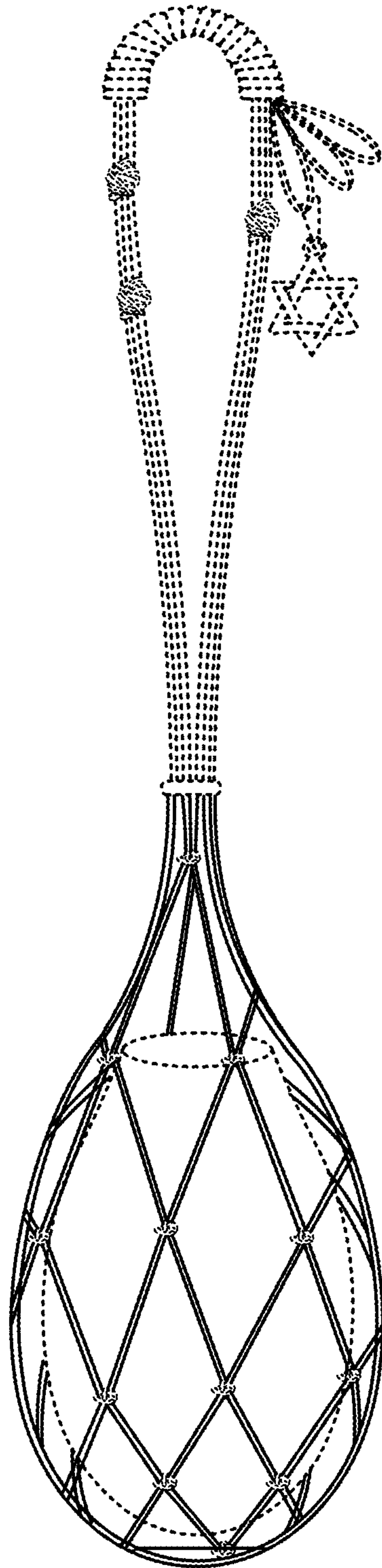


FIG. 3

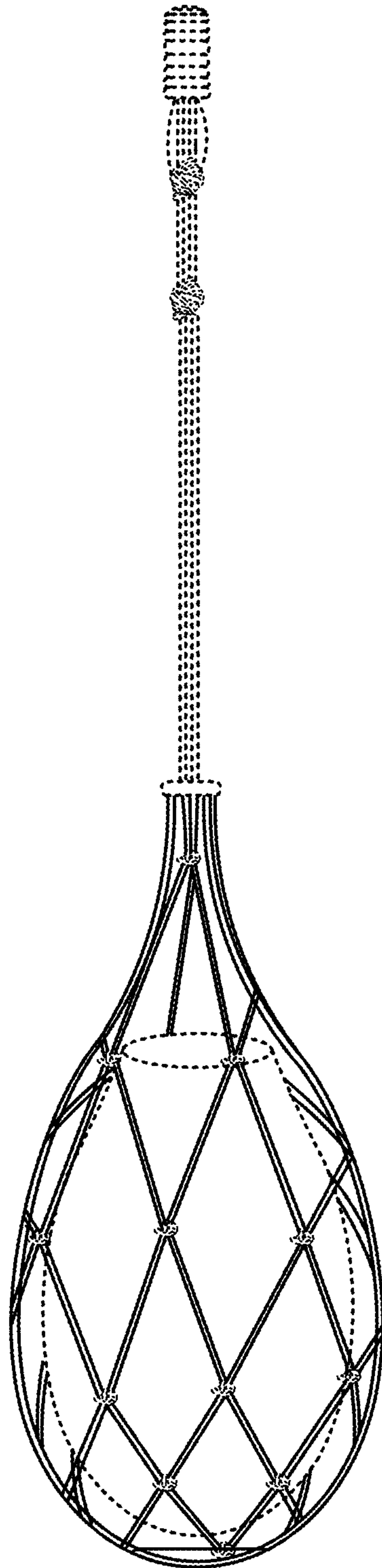


FIG. 4

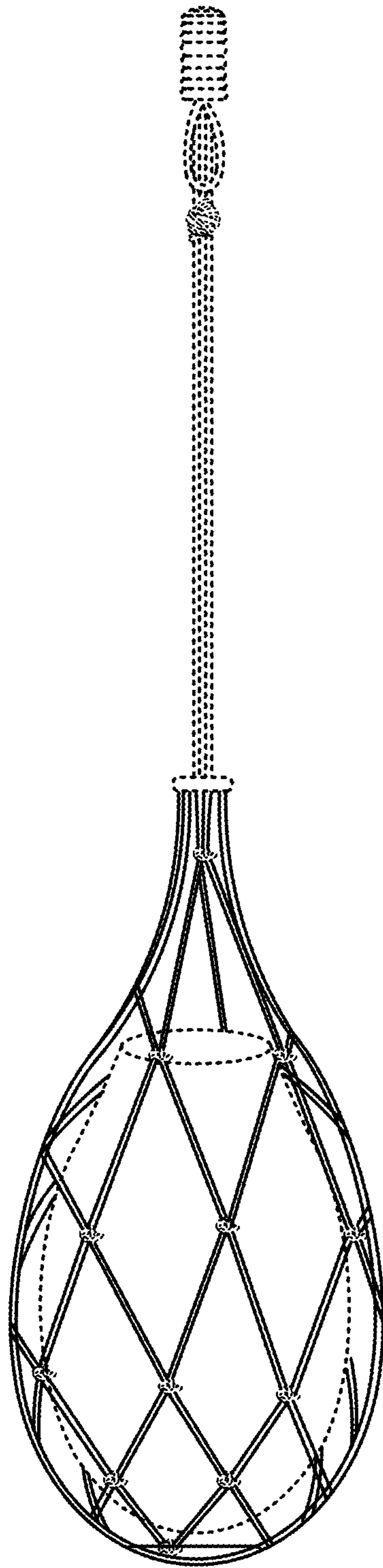


FIG. 5

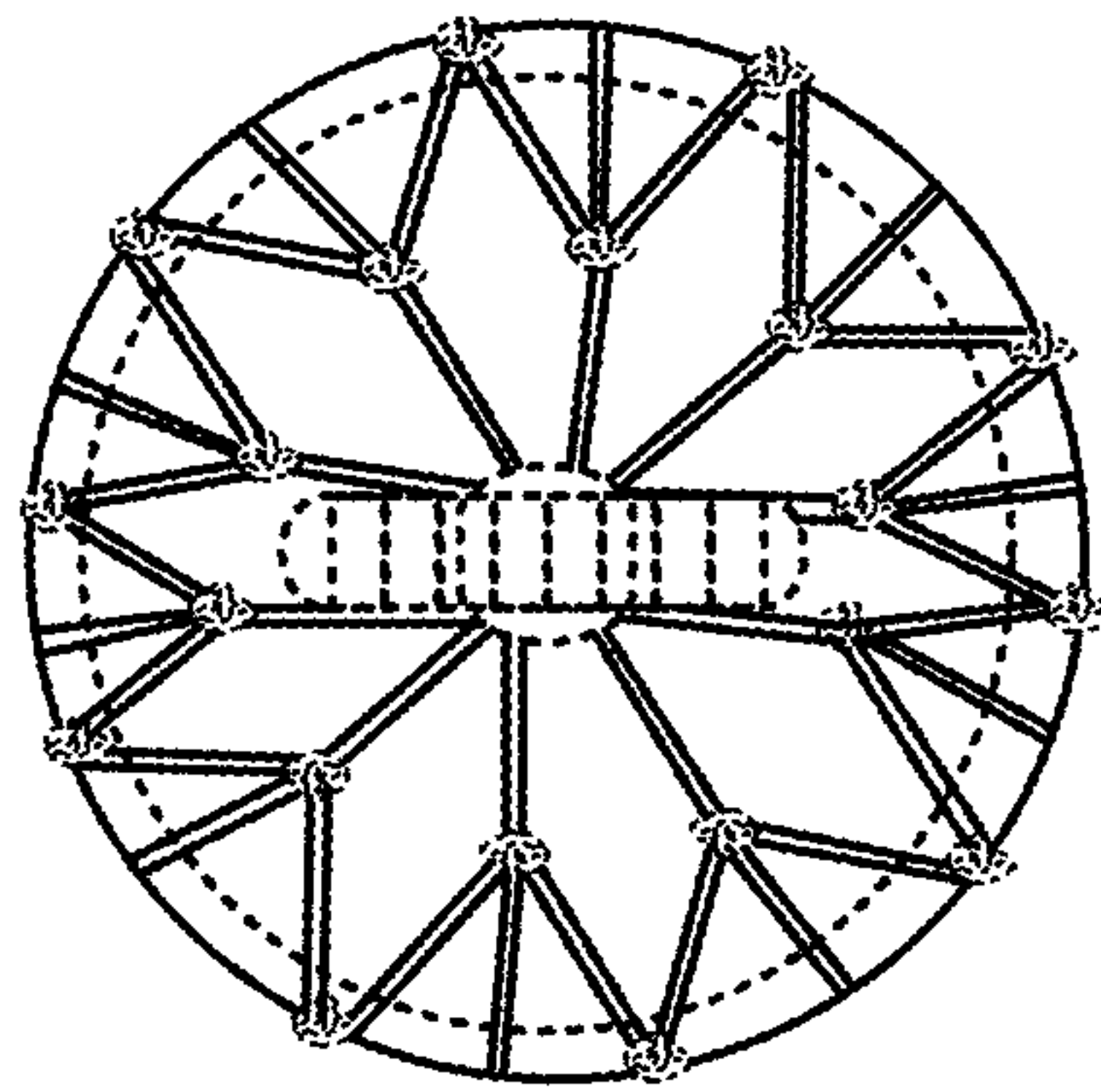


FIG. 6

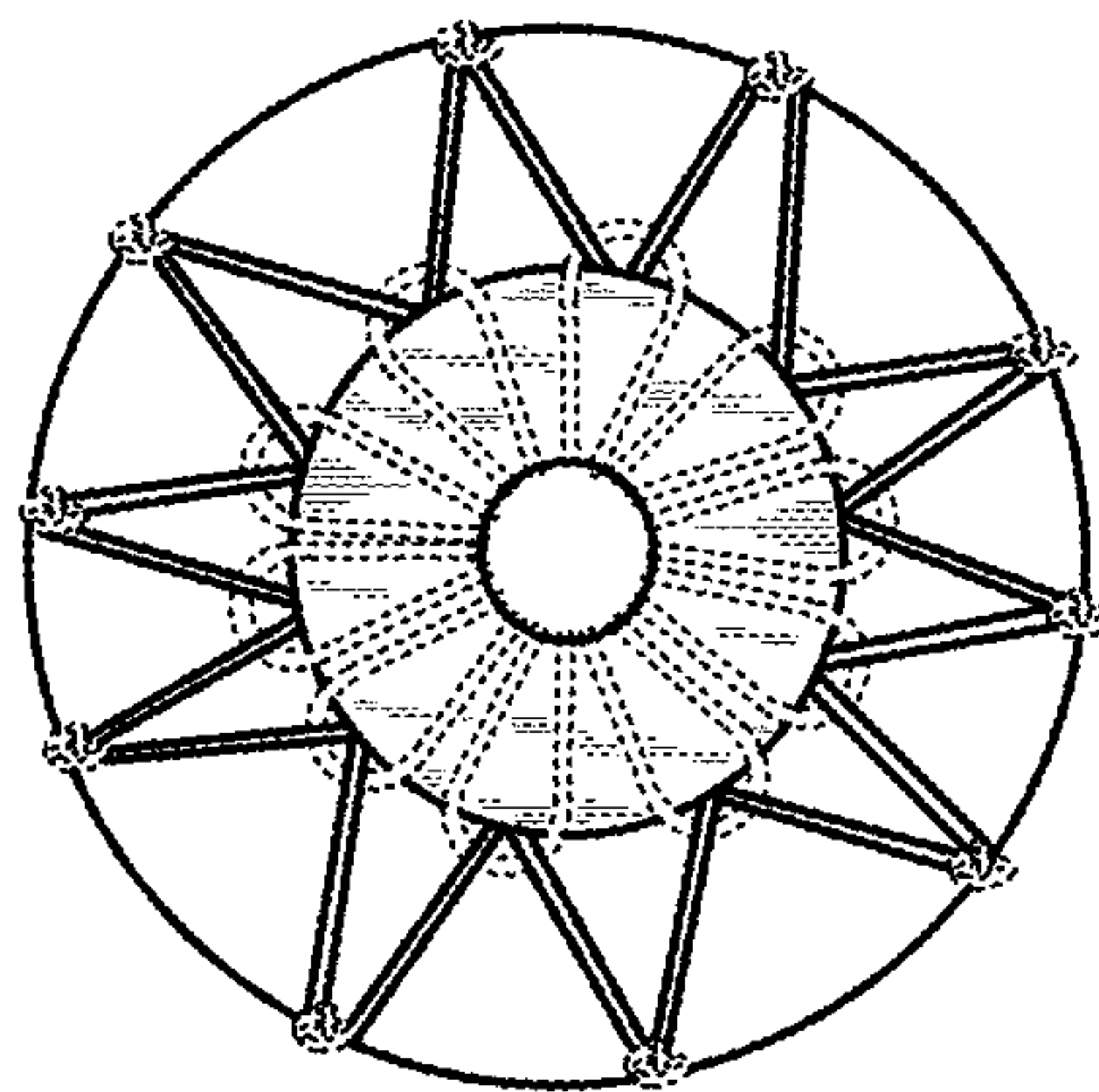


FIG. 7