



US00D902487S

(12) **United States Design Patent** (10) **Patent No.:** **US D902,487 S**
Cociffi (45) **Date of Patent:** **** *Nov. 17, 2020**

- (54) **TRIMMER**
- (71) Applicant: **KONINKLIJKE PHILIPS N.V.**,
Eindhoven (NL)
- (72) Inventor: **Augustina Cociffi**, Amsterdam (NL)
- (73) Assignee: **KONINKLIJKE PHILIPS N.V.**,
Eindhoven (NL)
- (*) Notice: This patent is subject to a terminal disclaimer.
- (**) Term: **15 Years**
- (21) Appl. No.: **29/718,054**
- (22) Filed: **Dec. 20, 2019**

D604,908 S *	11/2009	Kling	D28/46
D649,712 S *	11/2011	Pan	D28/46
D675,378 S *	1/2013	Boulangier	D28/46
D758,016 S *	5/2016	Andersson	D28/51
D758,661 S *	6/2016	Andersson	D28/51
10,029,377 B2 *	7/2018	Zijlstra	B26B 19/3886
D873,491 S *	1/2020	Cociffi	D28/53
2009/0000124 A1 *	1/2009	Micinilio	B26B 19/28 30/34.1
2015/0352734 A1 *	12/2015	Marut	F16C 11/10 30/526
2016/0059428 A1 *	3/2016	Lau	B26B 19/06 30/30
2017/0361476 A1 *	12/2017	Phoon	B26B 19/20
2018/0021965 A1 *	1/2018	Phoon	B26B 19/42 30/202

Related U.S. Application Data

- (62) Division of application No. 29/665,506, filed on Oct. 4, 2018, now Pat. No. Des. 873,491.

Foreign Application Priority Data

- Apr. 4, 2018 (EM) 005183506
- (51) **LOC (12) Cl.** **28-03**
- (52) **U.S. Cl.**
USPC **D28/53; D28/51**
- (58) **Field of Classification Search**
USPC D28/49-54
CPC B26B 19/384-3893; B26B 19/22; B26B
19/26-265; B26B 19/38-3833; B26B
19/12-18; B26B 19/00-107
See application file for complete search history.

References Cited

U.S. PATENT DOCUMENTS

- D591,451 S * 4/2009 Micinilio D28/46
- D600,408 S * 9/2009 Micinilio D28/46

* cited by examiner

Primary Examiner — Jennifer Rivard

(57) **CLAIM**

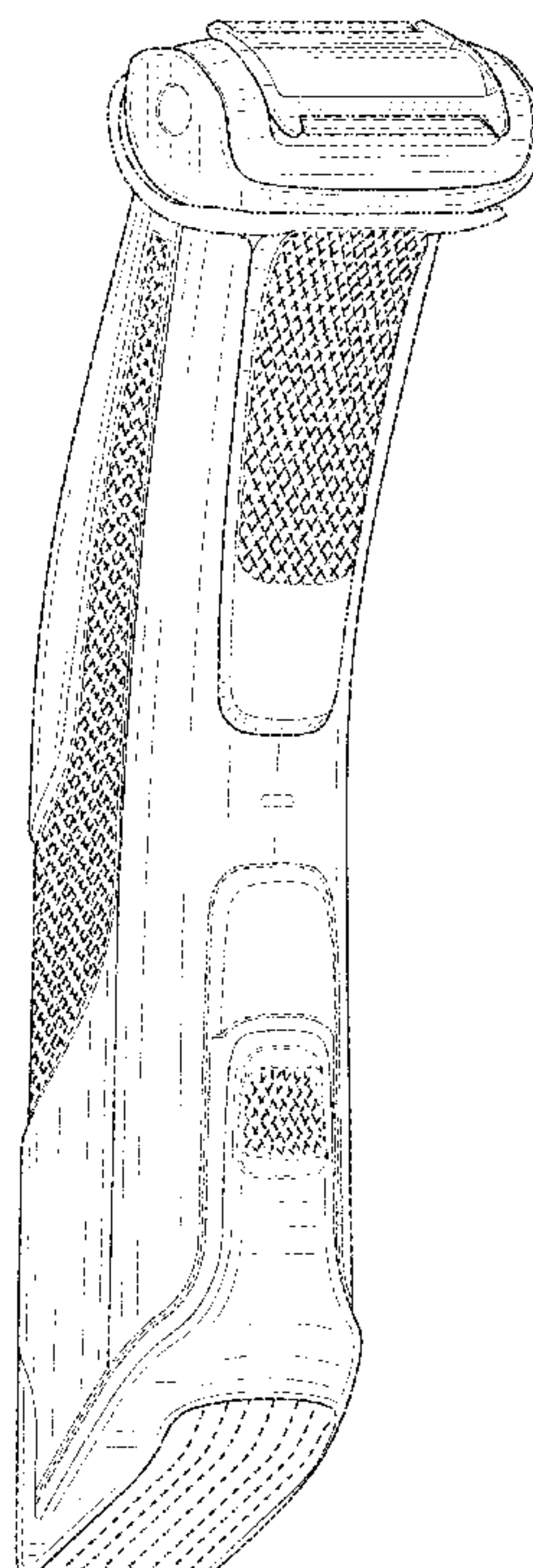
The ornamental design for a trimmer, as shown.

DESCRIPTION

FIG. 1 is a perspective view showing my design;
 FIG. 2 is a front elevational view thereof;
 FIG. 3 is a rear elevational view thereof;
 FIG. 4 is a right side elevational view thereof;
 FIG. 5 is a left side elevational view thereof;
 FIG. 6 is a top plan view thereof; and,
 FIG. 7 is a bottom plan view thereof.

The dash-dot-dot broken lines represent the bounds of the claim and the remaining evenly spaced broken lines illustrate portions of the article. None of the broken line disclosure forms part of the claimed design.

1 Claim, 6 Drawing Sheets



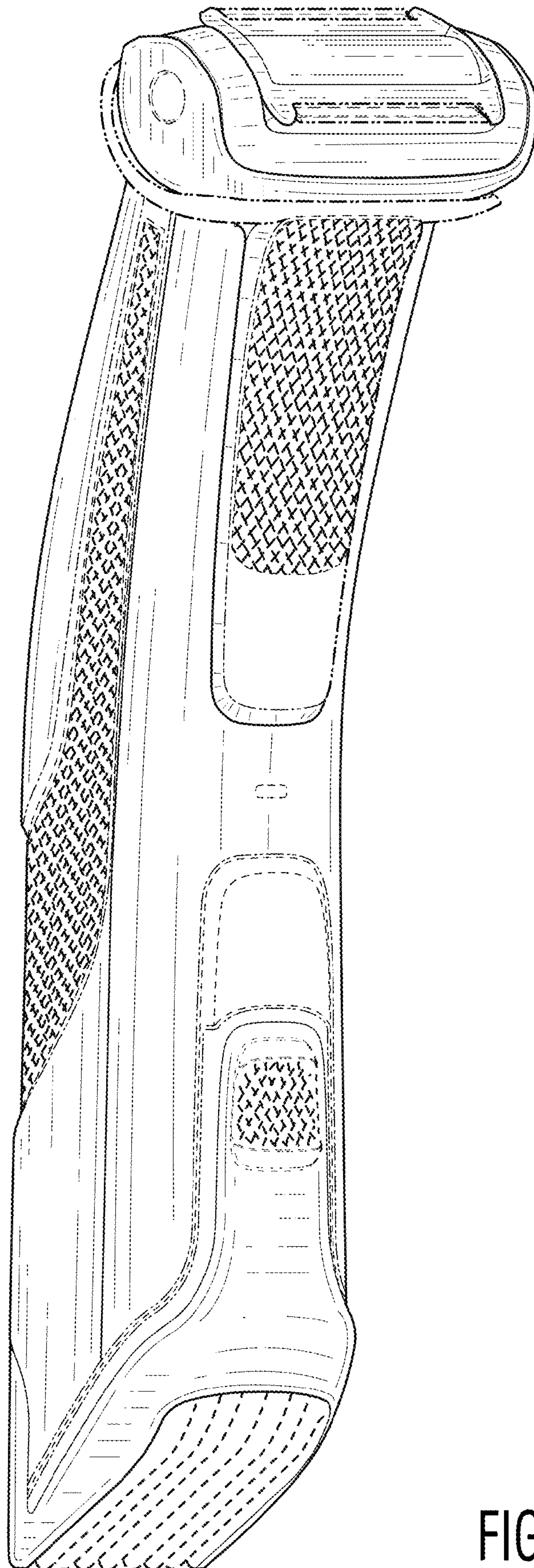


FIG. 1

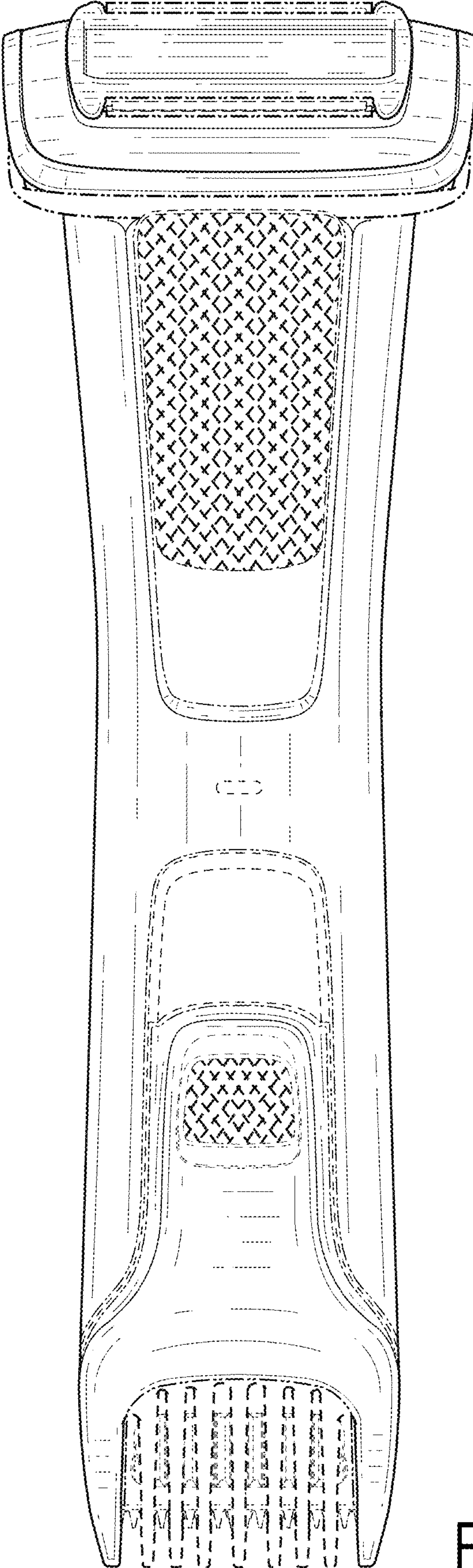


FIG. 2

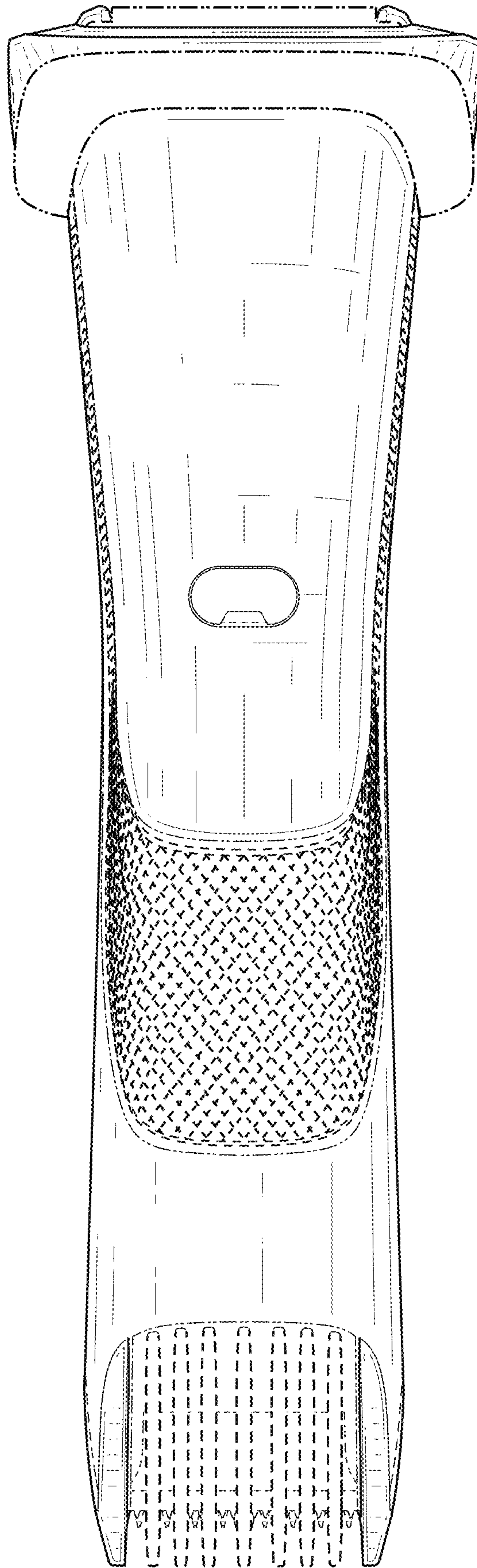


FIG. 3

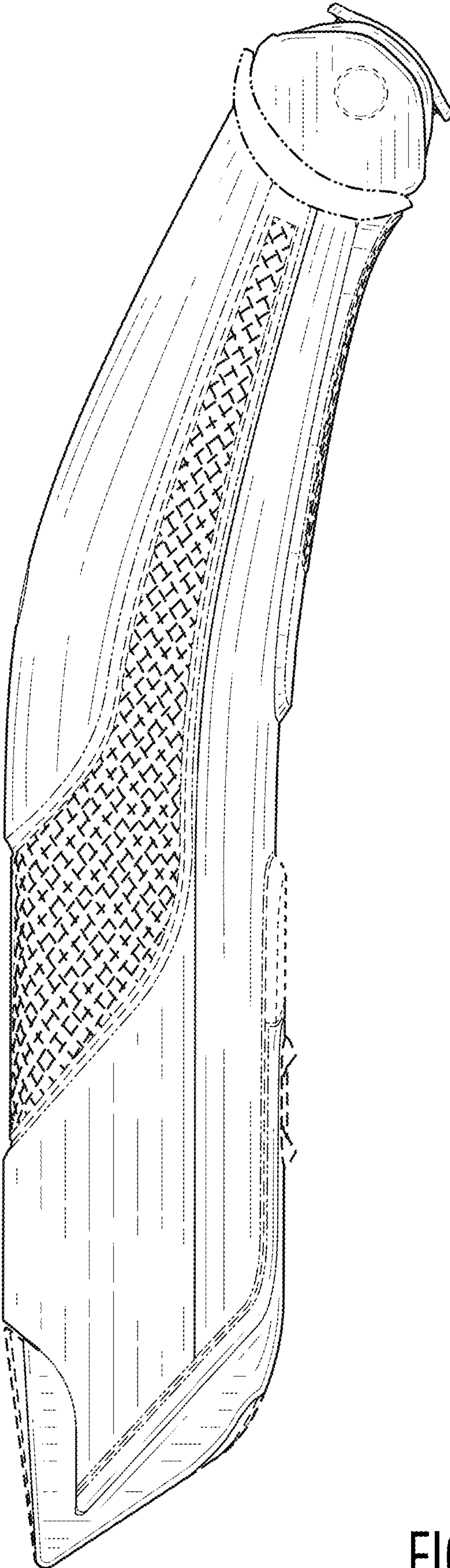


FIG. 4

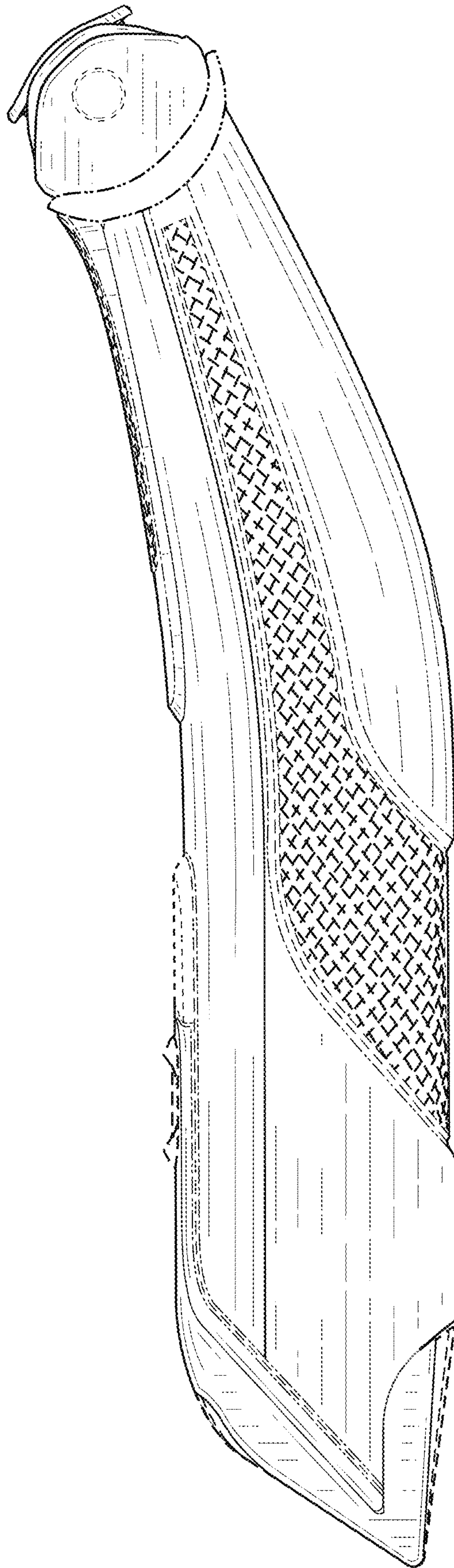


FIG. 5

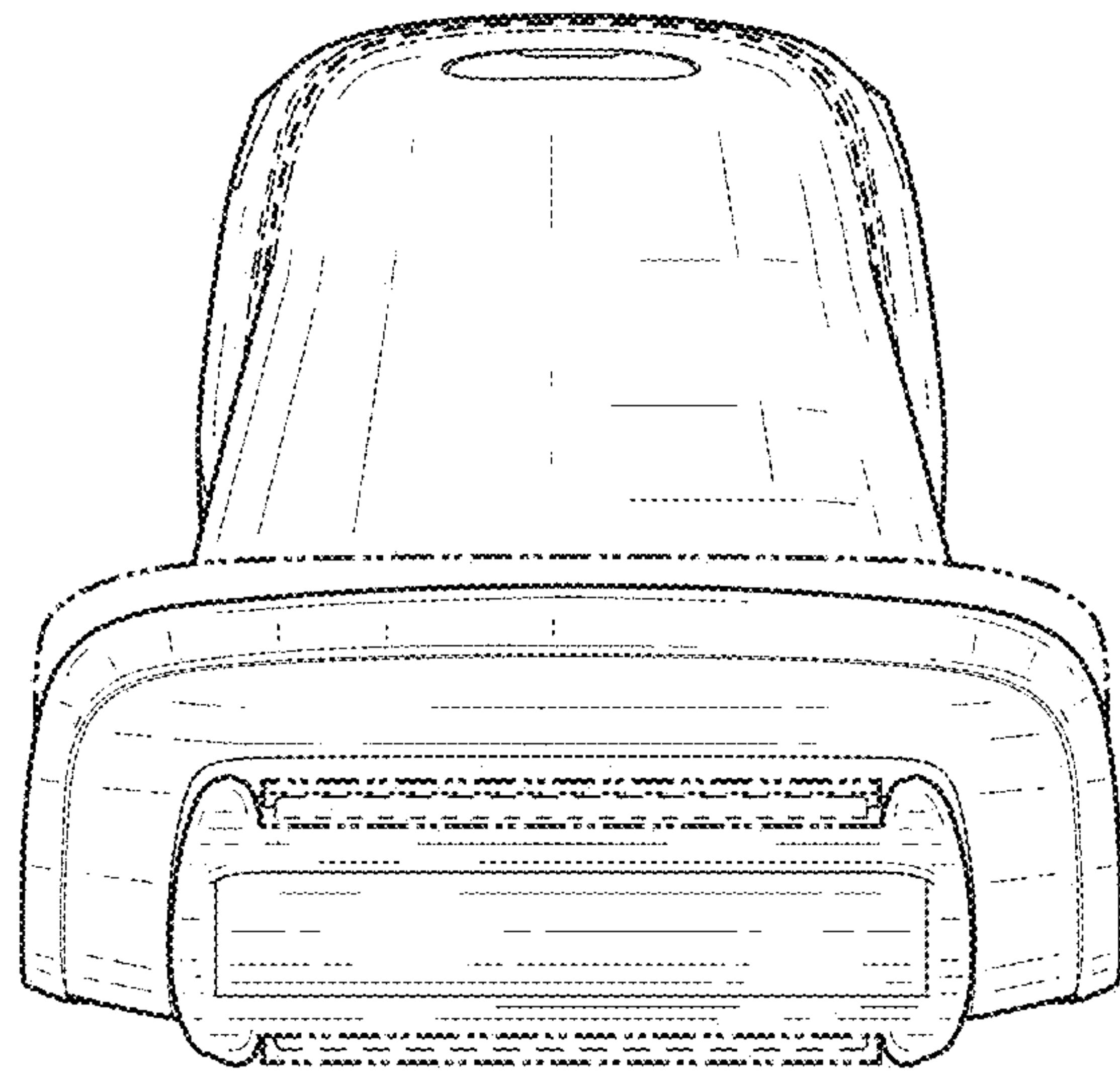


FIG. 6

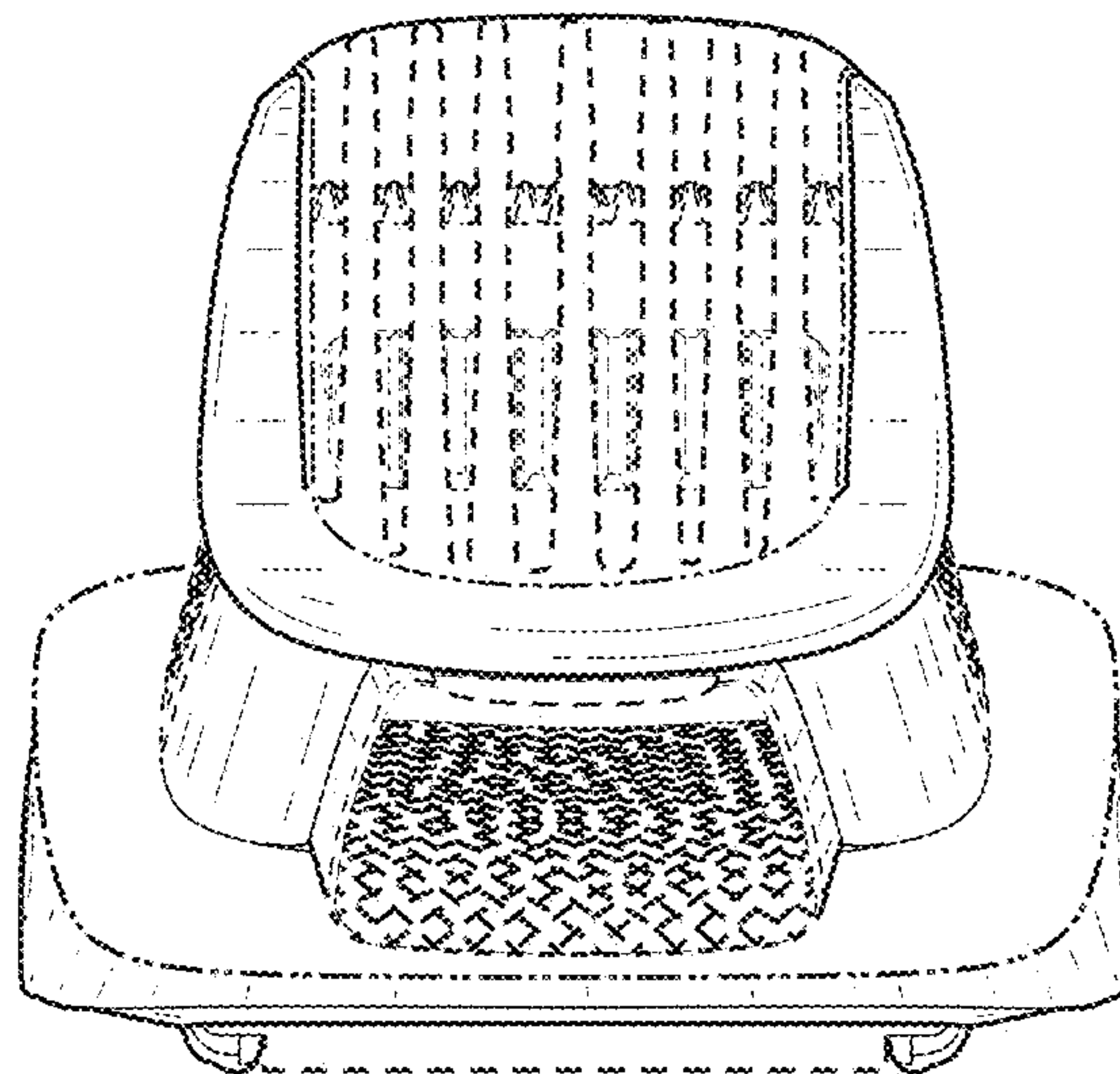


FIG. 7