



US00D902483S

(12) **United States Design Patent** (10) **Patent No.:** **US D902,483 S**
Fan (45) **Date of Patent:** **** Nov. 17, 2020**

(54) **HAIR CURLER**
 (71) Applicant: **Ningbo Xijia Electrical Appliance Co., Ltd.**, Yuyao (CN)
 (72) Inventor: **Lifeng Fan**, Yuyao (CN)
 (73) Assignee: **Conair Corporation**, Stamford, CT (US)
 (**) Term: **15 Years**
 (21) Appl. No.: **29/707,997**
 (22) Filed: **Oct. 2, 2019**
 (51) **LOC (12) Cl.** **28-03**
 (52) **U.S. Cl.**
 USPC **D28/35**
 (58) **Field of Classification Search**
 USPC D28/35
 CPC A45D 2001/004; A45D 2/36-367; A45D 2/02; A45D 2/12; A45D 2/122; A45D 2/38; A45D 2/40; A45D 2/01; A45D 1/28; A45D 1/00; A45D 1/06; A45D 1/14; A45D 1/16; A45D 2001/045; A45D 1/04
 See application file for complete search history.

(56) **References Cited**
 U.S. PATENT DOCUMENTS
 8,132,571 B1 * 3/2012 Jackson A45D 1/04 132/211
 D743,624 S * 11/2015 Richmond D28/35
 9,185,957 B2 * 11/2015 Richmond A45D 2/36
 D769,523 S * 10/2016 Fan D28/35
 D797,994 S * 9/2017 Yan D28/35
 10,537,162 B2 * 1/2020 Yeung A45D 6/02
 D876,014 S * 2/2020 Lin D28/35
 D876,015 S * 2/2020 Lin D28/35
 2005/0268933 A1 * 12/2005 Kimata A45D 2/10 132/238
 2015/0114425 A1 * 4/2015 Park A45D 1/04 132/229

2015/0196105 A1 * 7/2015 Leung A45D 1/04 132/228
 2019/0328100 A1 * 10/2019 Duan A45D 6/02
 2020/0060405 A1 * 2/2020 Wang A45D 1/28

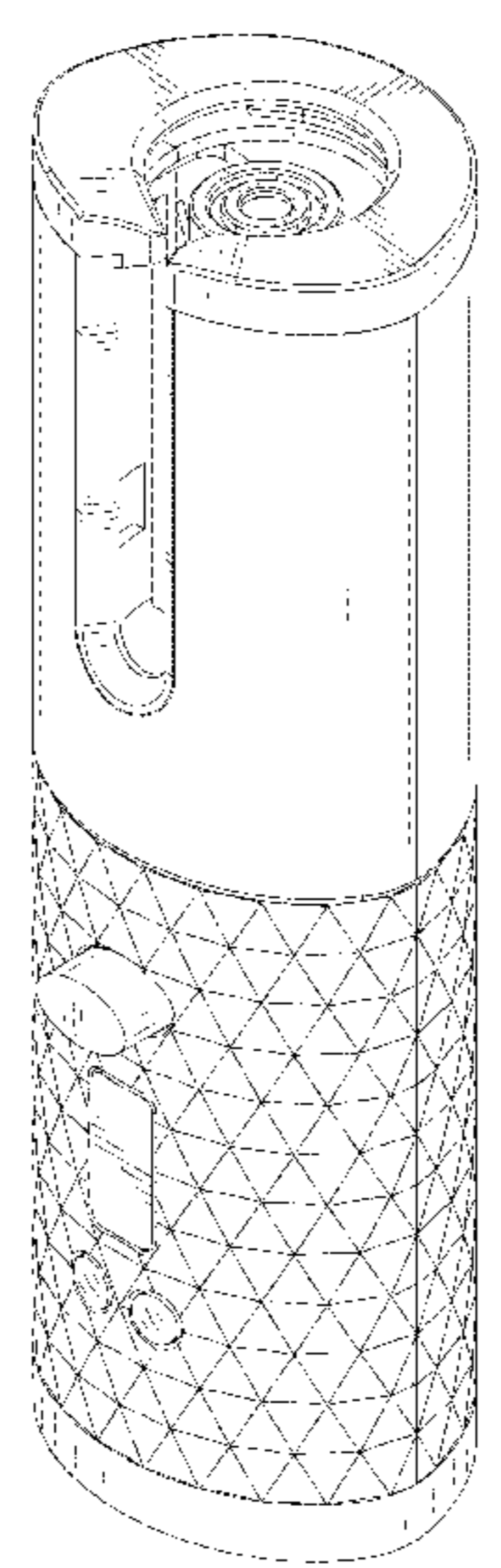
OTHER PUBLICATIONS
 World's first automated curling iron, 1 page, reviewed as early as Sep. 1, 2019, www.youtube.com.*
 Air spin n curl, 1 page, www.amazon.com, downloaded Mar. 16, 2020.*

* cited by examiner
Primary Examiner — Jennifer Rivard
 (74) *Attorney, Agent, or Firm* — Greensfelder, Hemker & Gale, P.C.; Richard C. Himelhoch

(57) **CLAIM**
 I claim the ornamental design for a hair curler, as shown and described.

DESCRIPTION
 FIG. 1 is a front, upper perspective view of an hair curler in accordance with the present design;
 FIG. 2 is a rear, lower perspective view of the hair curler of FIG. 1;
 FIG. 3 is a front side plan elevational view of the hair curler of FIG. 1;
 FIG. 4 is a rear side plan elevational view of the hair curler of FIG. 1;
 FIG. 5 is a left side plan elevational view of the hair curler of FIG. 1;
 FIG. 6 is a right side plan elevational view of the hair curler of FIG. 1;
 FIG. 7 is a top plan view of the hair curler of FIG. 1; and, FIG. 8 is a bottom plan view of the hair curler of FIG. 1.
 The broken lines illustrate portions of the hair curler and form no part of the claimed design.

1 Claim, 8 Drawing Sheets



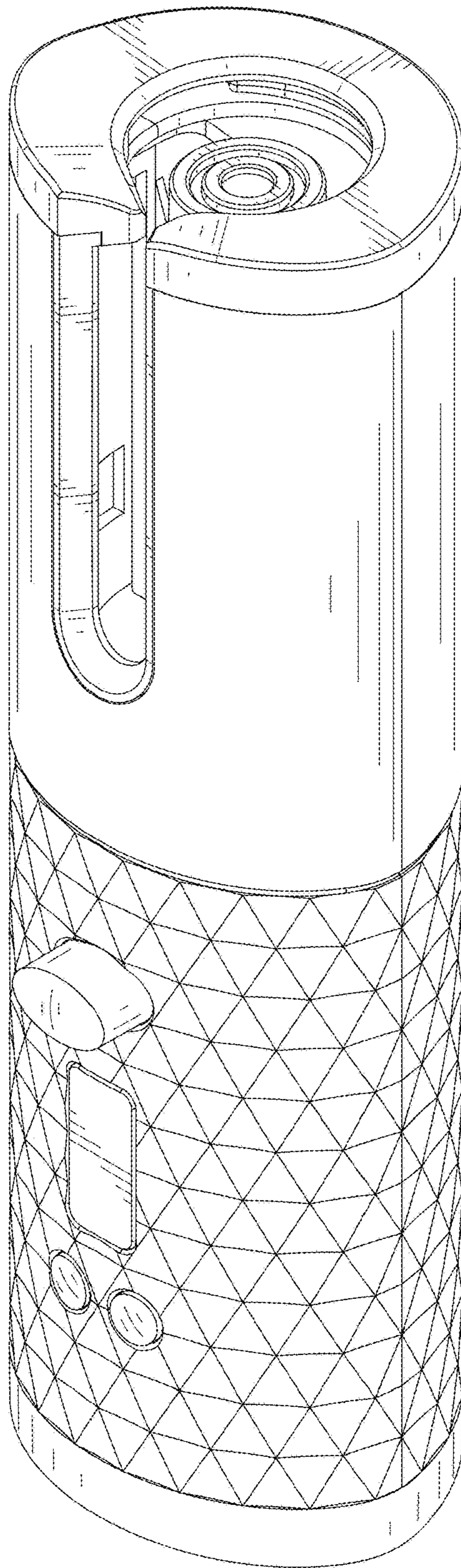


FIG.1

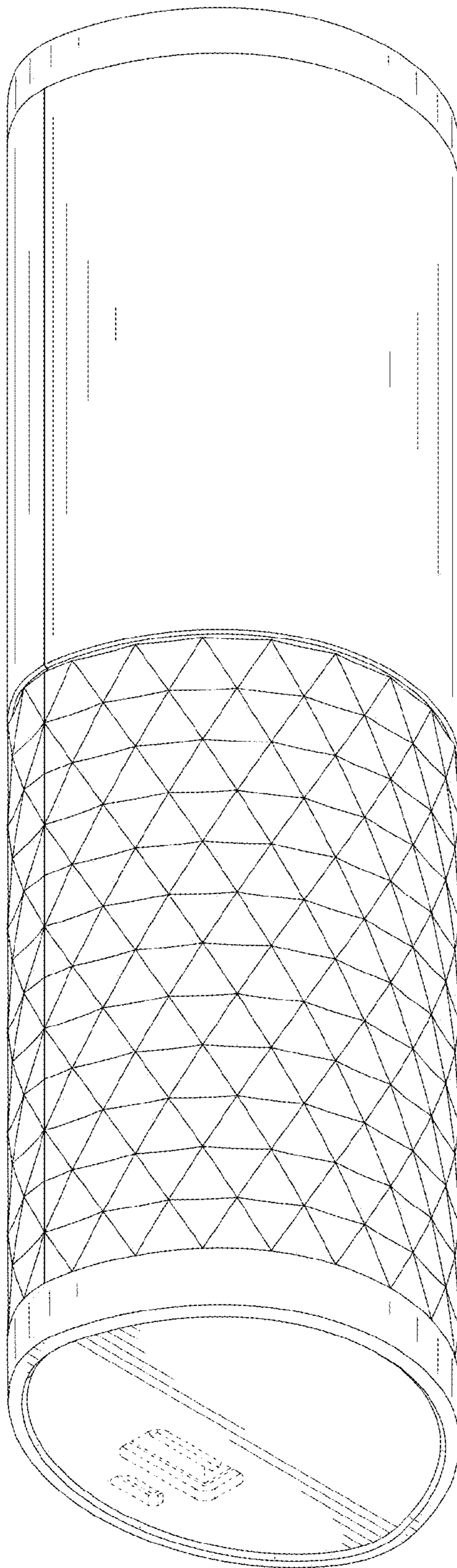


FIG.2

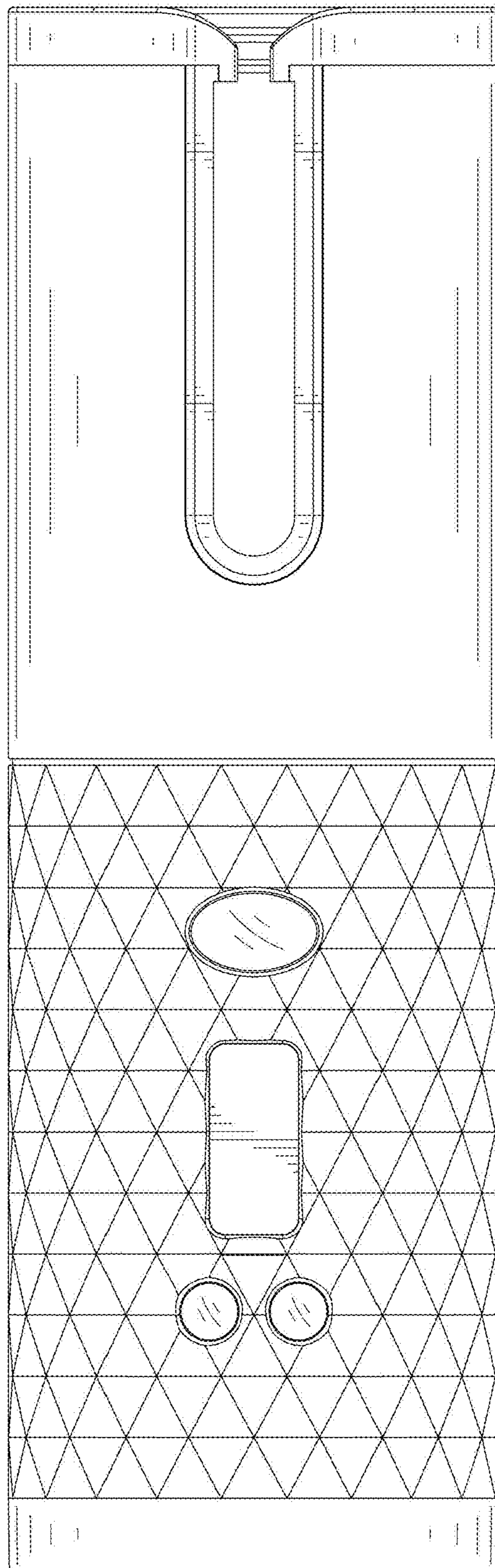


FIG.3

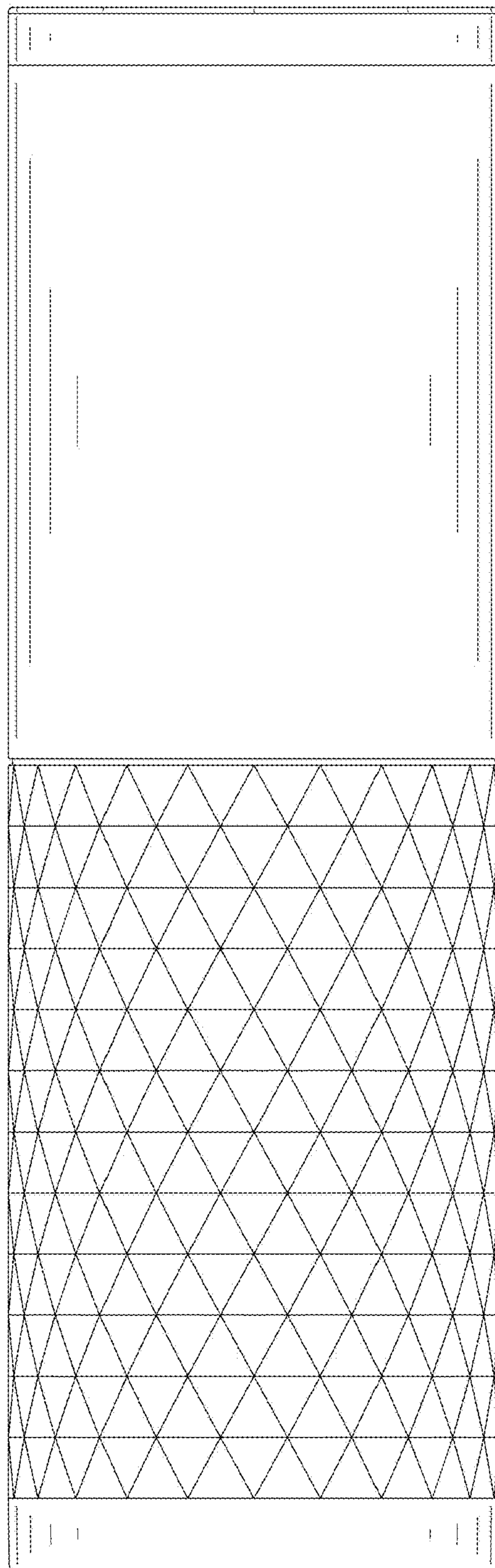


FIG.4

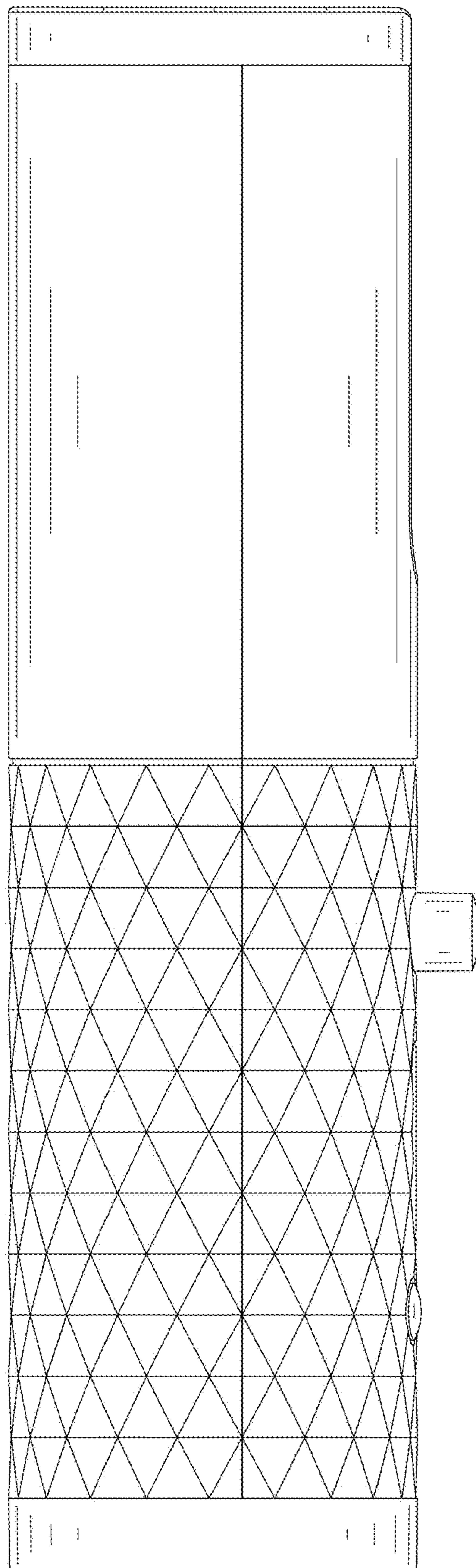


FIG.5

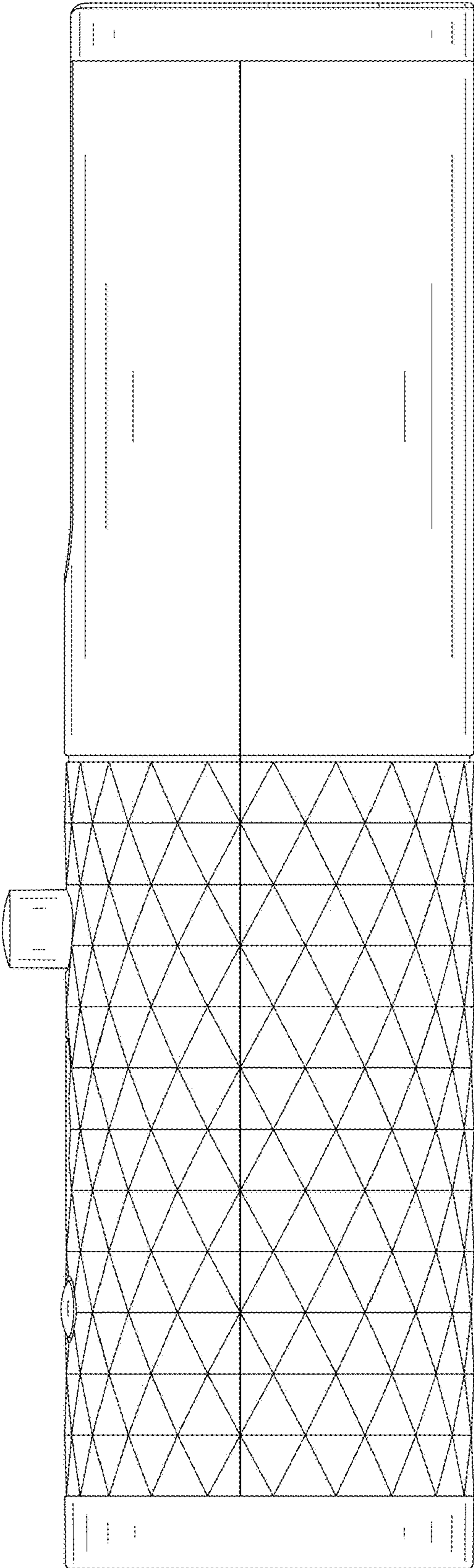


FIG.6

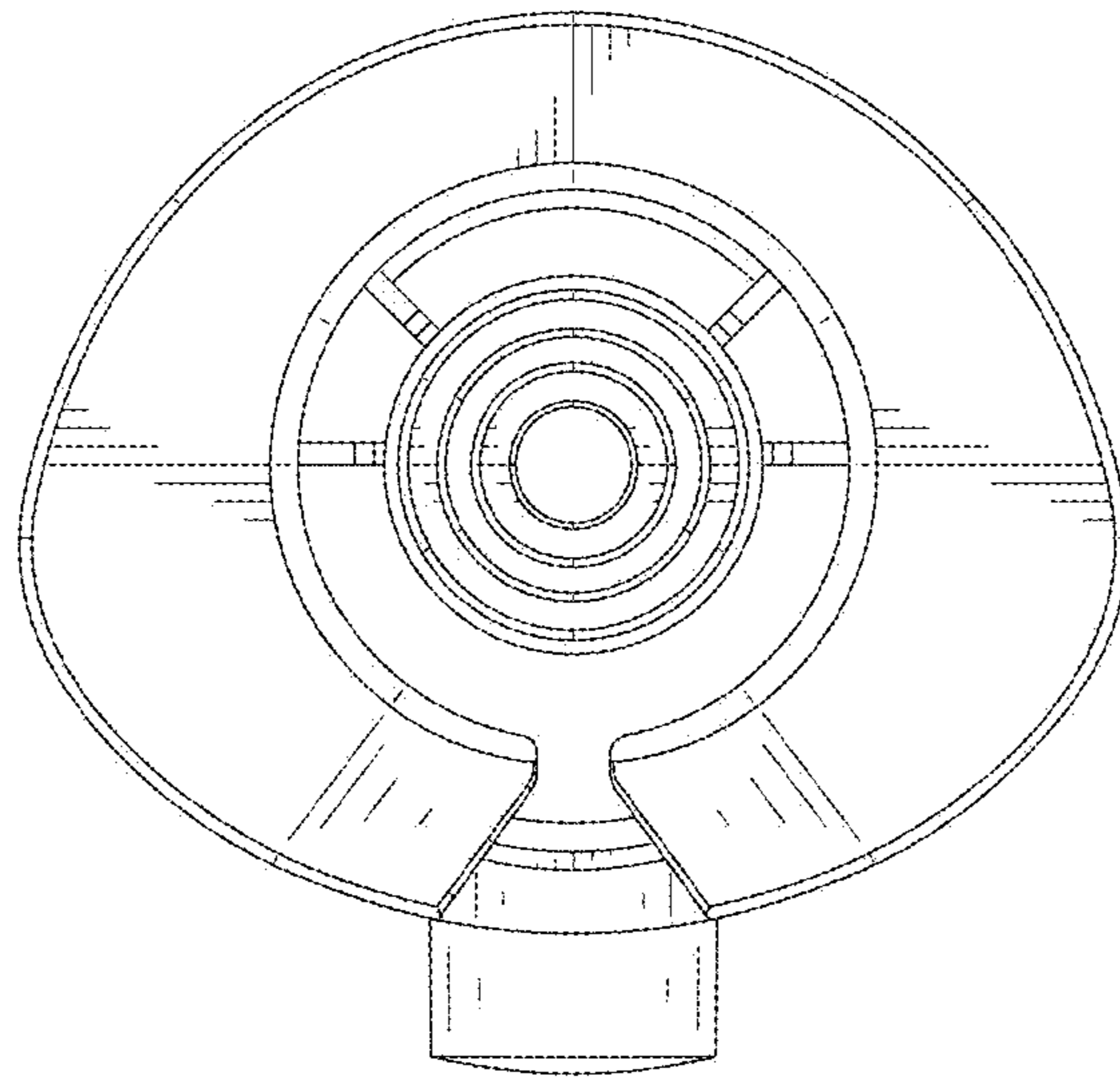


FIG. 7

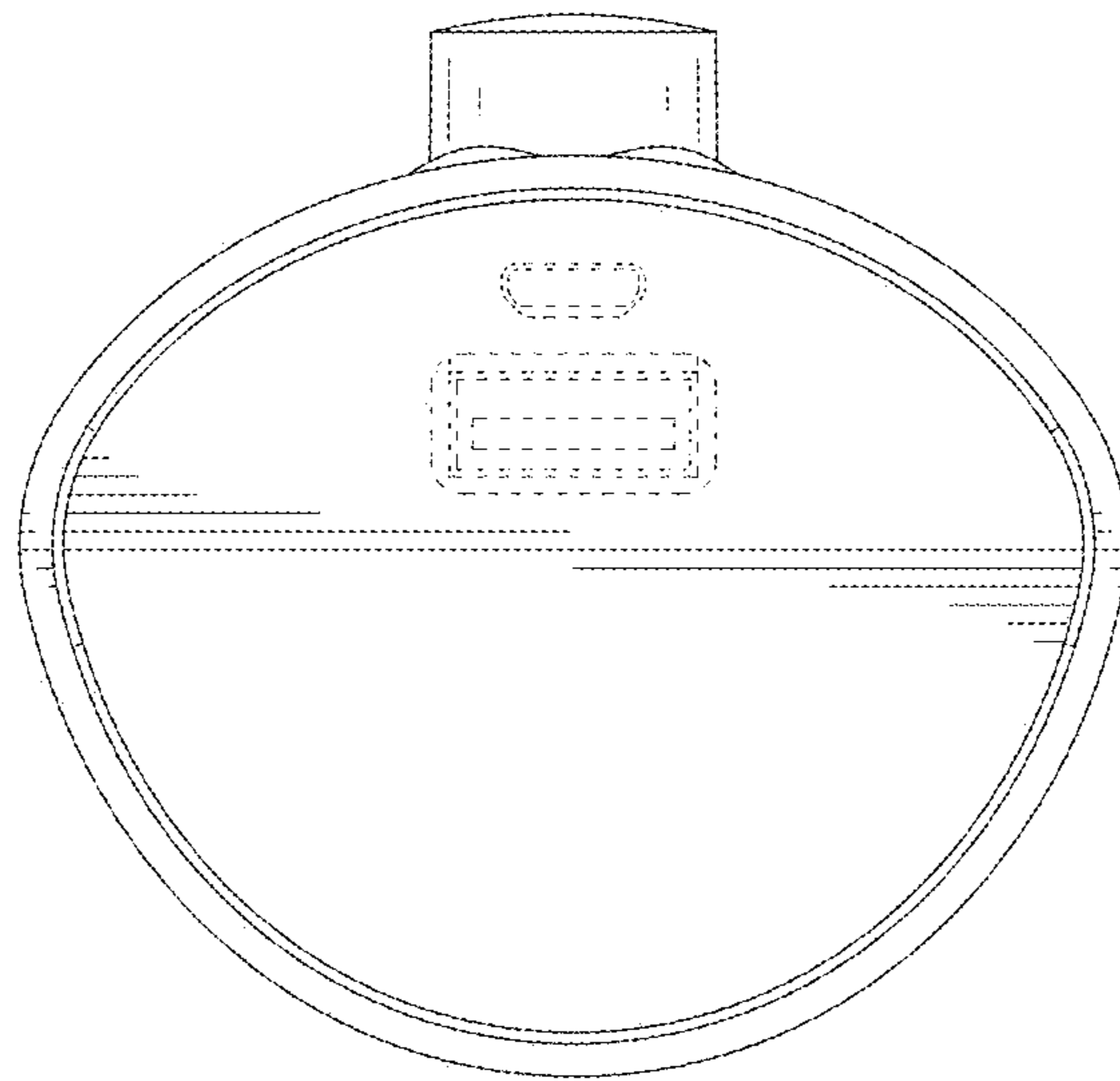


FIG.8