

US00D902451S

(12) **United States Design Patent**
Platto et al.

(10) **Patent No.:** **US D902,451 S**

(45) **Date of Patent:** **** Nov. 17, 2020**

(54) **VEHICLE TAIL LAMP**

(71) Applicant: **Ford Global Technologies, LLC**,
Dearborn, MI (US)

(72) Inventors: **Gordon Platto**, Troy, MI (US); **Sean Tant**, Livonia, MI (US); **Joshua Henry**, Detroit, MI (US); **Rick Howard**, Brighton, MI (US)

(73) Assignee: **Ford Global Technologies, LLC**,
Dearborn, MI (US)

(**) Term: **15 Years**

(21) Appl. No.: **29/678,048**

(22) Filed: **Jan. 25, 2019**

(51) **LOC (12) Cl.** **26-06**

(52) **U.S. Cl.**
USPC **D26/28**

(58) **Field of Classification Search**
USPC D26/28-36; 362/459-468, 475-478,
362/485-487
CPC F21S 48/00; F21S 48/10; F21S 48/115;
F21S 48/225; F21S 48/1233; F21S
48/1266; F21S 48/1388; F21S 48/2268;
F21V 21/04
See application file for complete search history.

(56) **References Cited**

U.S. PATENT DOCUMENTS

D703,847 S * 4/2014 MacKay D26/28
D735,911 S * 8/2015 O'Donnell D26/28
D744,678 S * 12/2015 Lai D26/28

D745,725 S * 12/2015 McMahan D26/28
D750,291 S * 2/2016 Platto D26/28
D750,292 S * 2/2016 Platto D26/28
D761,458 S * 7/2016 Chung D26/28
D768,895 S 10/2016 Platto et al.
D771,851 S 11/2016 Platto et al.
D792,619 S * 7/2017 Wu D26/28
D806,292 S * 12/2017 Platto D26/28
D830,590 S * 10/2018 Lai D26/28
D843,621 S * 3/2019 Yang D26/28
D844,193 S * 3/2019 Zhang D26/28
D869,026 S * 12/2019 Zipfel D26/28

* cited by examiner

Primary Examiner — Angela J Lee

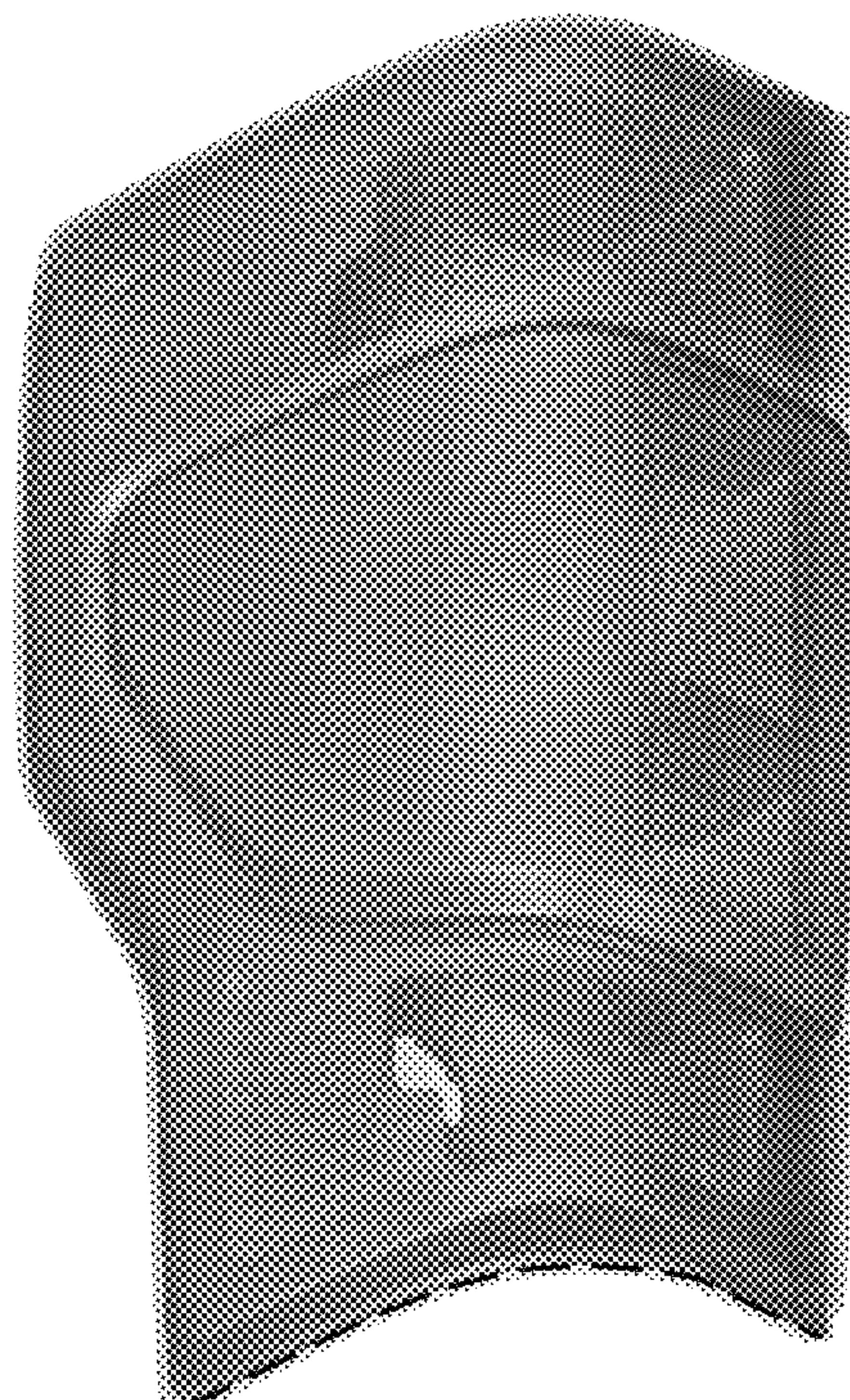
(57) **CLAIM**

The ornamental design for a vehicle tail lamp, as shown and described.

DESCRIPTION

FIG. 1 is a front elevational view of a vehicle tail lamp, showing our new design;
FIG. 2 is a left side elevational view thereof;
FIG. 3 is a right side elevational view thereof;
FIG. 4 is a top plan view thereof;
FIG. 5 is a bottom plan view thereof;
FIG. 6 is a top, front and left side perspective view thereof; and,
FIG. 7 is a bottom, front and left side perspective view thereof.
The broken lines represent an internal boundary of the design; the line itself and the lighter gray shaded areas to the rear of the broken line form no part of the claimed design.

1 Claim, 7 Drawing Sheets







Fig. 1

Fig. 2



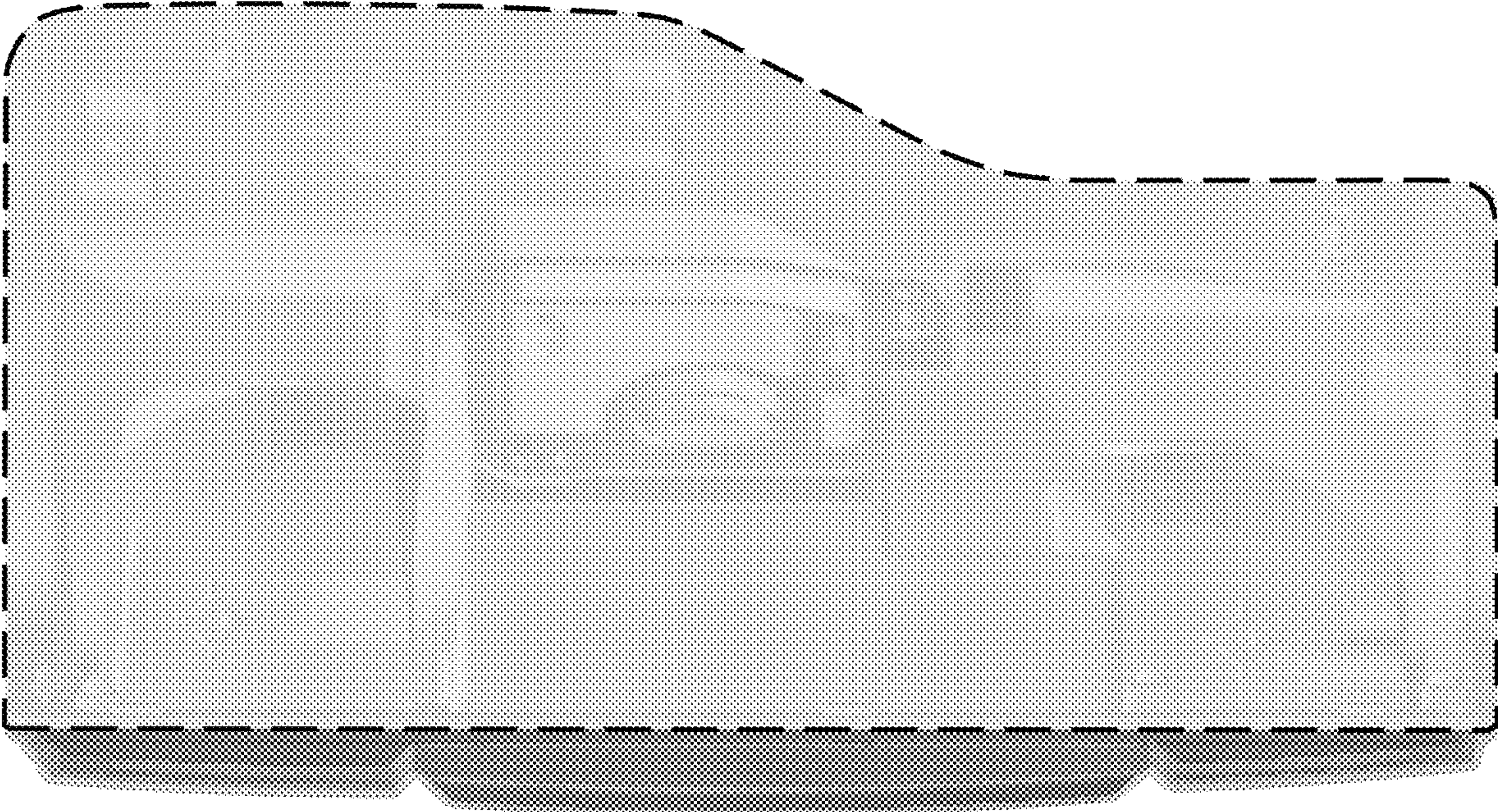


Fig. 3




Fig.4

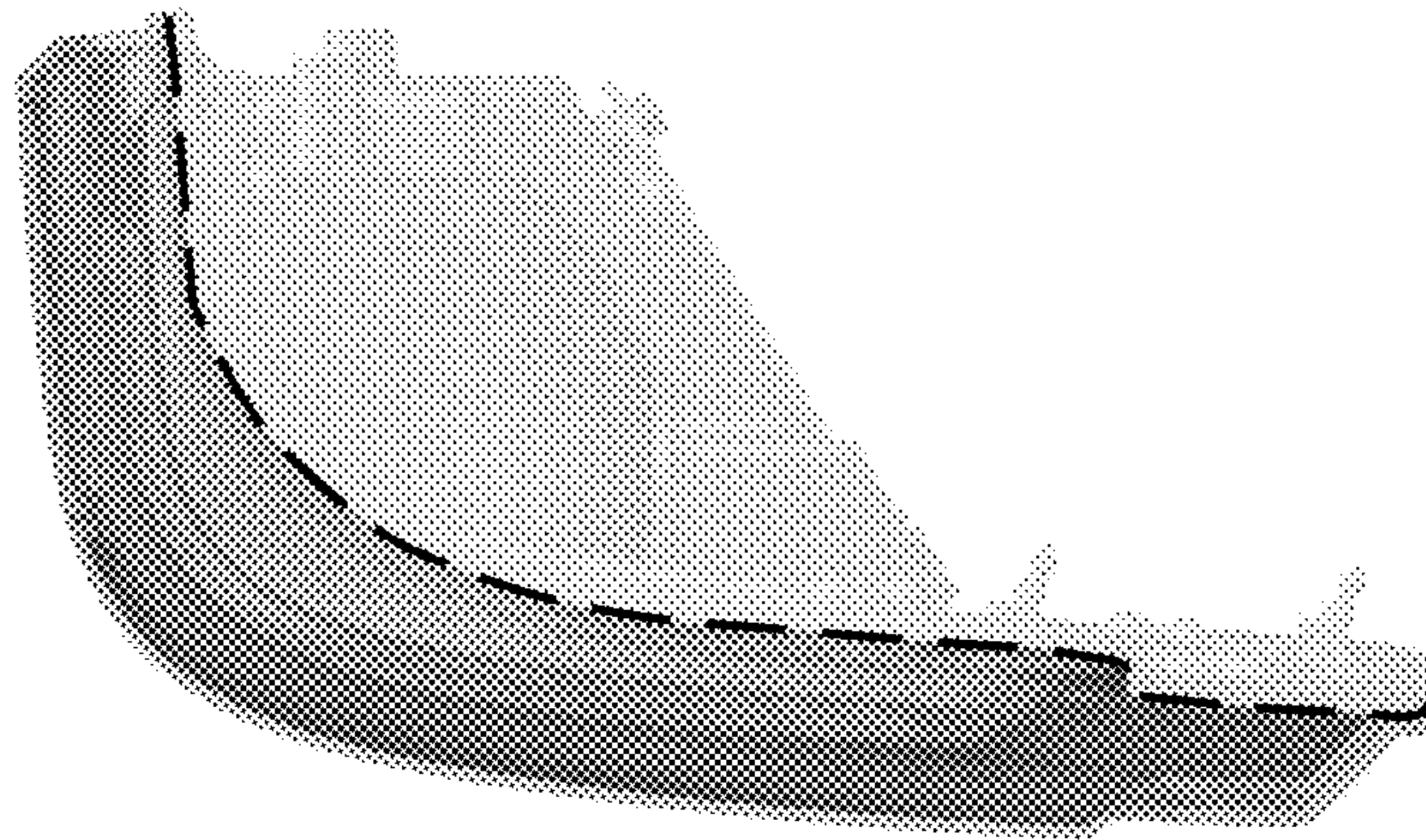


Fig. 5

Fig. 6




Fig. 7

