



US00D902445S

(12) **United States Design Patent** (10) **Patent No.:** **US D902,445 S**  
**Lee et al.** (45) **Date of Patent:** **\*\* Nov. 17, 2020**

(54) **CONNECTION BRACKET OF BUILDING INTERIOR MATERIAL**

(71) Applicant: **SAMWON ACT CO., LTD.**, Busan (KR)

(72) Inventors: **Kyung Wook Lee**, Ansan-si (KR);  
**Kyung Yul Lee**, Bucheon-si (KR);  
**Hong Suk Han**, Siheung-si (KR)

(\*\*) Term: **15 Years**

(21) Appl. No.: **29/660,609**

(22) Filed: **Aug. 22, 2018**

(30) **Foreign Application Priority Data**

Feb. 22, 2018 (KR) ..... 30-2018-0009078

(51) **LOC (12) Cl.** ..... **25-01**

(52) **U.S. Cl.**  
USPC ..... **D25/138; D8/354**

(58) **Field of Classification Search**

USPC ..... D8/349, 354, 373, 382, 384, 385;  
D25/61, 133, 138, 152, 153, 156, 157,  
D25/158, 159, 160, 161, 162, 199  
CPC ..... E04F 15/02; E04F 15/02005; E04F 15/18;  
E04F 15/02194; E04F 13/0892; E01C  
5/22

See application file for complete search history.

(56) **References Cited**

**U.S. PATENT DOCUMENTS**

D219,768 S \* 1/1971 Conwill ..... D8/354  
4,135,338 A \* 1/1979 Malavasi ..... E04F 13/0892  
52/387  
4,761,926 A \* 8/1988 Rea ..... E04F 15/02005  
52/387  
D317,656 S \* 6/1991 Rea ..... D25/138  
5,263,676 A \* 11/1993 Medlin, Jr. .... H02G 3/126  
220/3.6  
D364,331 S \* 11/1995 Leek ..... D8/354

D415,581 S \* 10/1999 Bertolini ..... D25/156  
D522,149 S \* 5/2006 Shin ..... D25/156  
RE44,515 E \* 10/2013 Ciungan ..... D14/452  
D739,039 S \* 9/2015 Gomes ..... D25/138  
D769,471 S \* 10/2016 Knight ..... D25/138  
D787,917 S \* 5/2017 Kennelly ..... D8/354  
D788,944 S \* 6/2017 Gomes ..... D25/61

(Continued)

**FOREIGN PATENT DOCUMENTS**

CN 301050064 \* 10/2009  
EM 005617248-0001 \* 9/2018

(Continued)

*Primary Examiner* — Leanne Was-Englehart  
(74) *Attorney, Agent, or Firm* — Antonio Ha & U.S.  
Patent, LLC

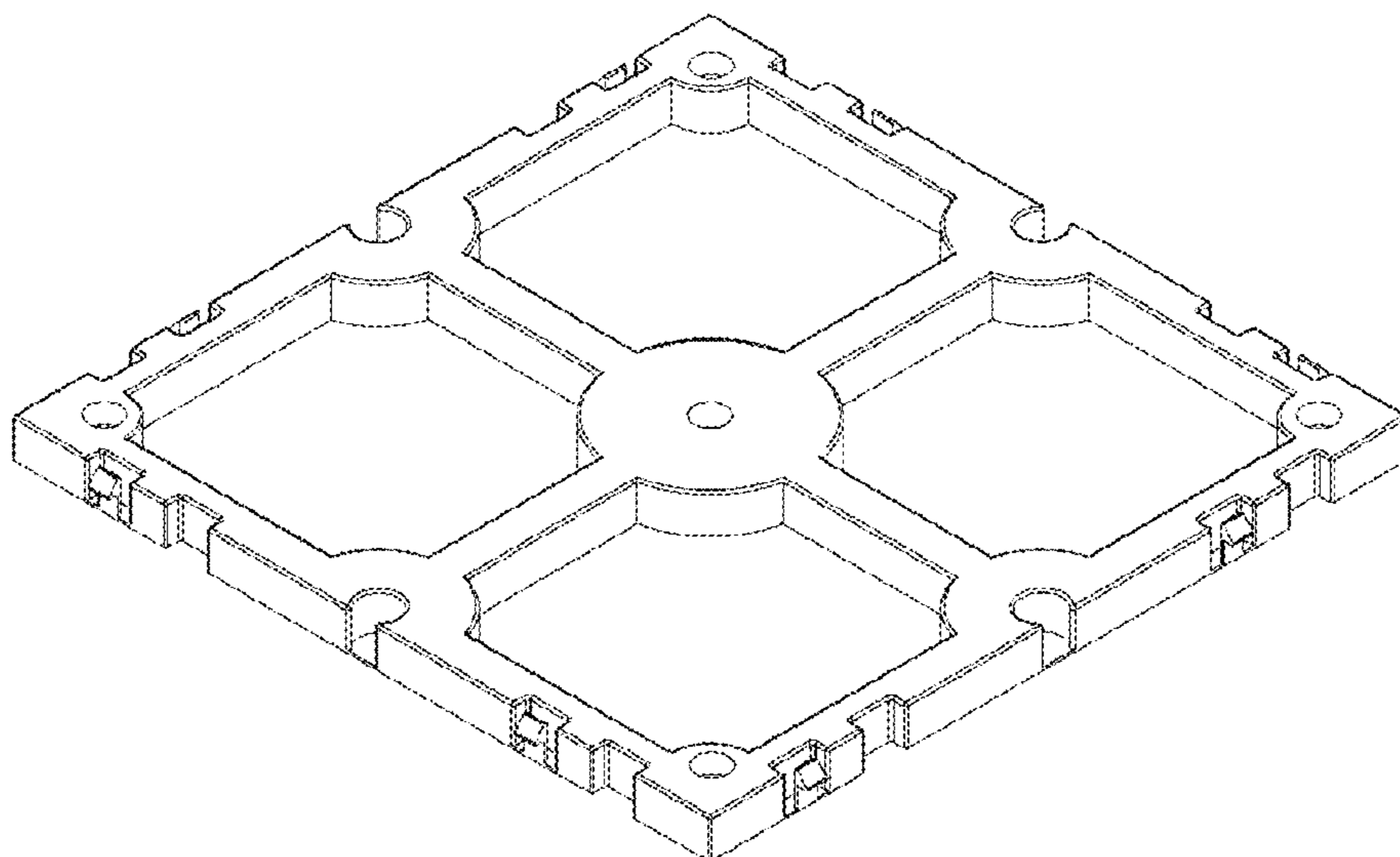
(57) **CLAIM**

The ornamental design for a connection bracket of building interior material, as shown and described.

**DESCRIPTION**

FIG. 1 is a top, front and left side perspective view of the connection bracket of building interior material;  
FIG. 2 is a front elevational view thereof;  
FIG. 3 is a back elevational view thereof;  
FIG. 4 is a left side elevational view thereof;  
FIG. 5 is a right side elevational view thereof;  
FIG. 6 is a top plan view thereof;  
FIG. 7 is a bottom plan view thereof, with broke lines depicting portions of the connection bracket of building interior material that form no part of the claimed design; and,  
FIG. 8 is a top view thereof, with broken lines showing additional assembled connection brackets in a condition of use, depicting environment that forms no part of the claimed design.

**1 Claim, 5 Drawing Sheets**



(56)

**References Cited**

U.S. PATENT DOCUMENTS

D803,665 S \* 11/2017 Vrame ..... D8/354  
D821,849 S \* 7/2018 Nikayin ..... D8/354  
D861,916 S \* 10/2019 Gomes ..... D25/61  
2003/0061772 A1\* 4/2003 Bertolini ..... E01C 5/22  
52/177  
2006/0260223 A1\* 11/2006 Wang ..... E04F 13/0862  
52/177  
2010/0043334 A1\* 2/2010 Rodriguez Alcaine .....  
E04F 15/022  
52/588.1

FOREIGN PATENT DOCUMENTS

JP D1630037 \* 4/2019  
KR 300980881.0000 \* 11/2018

\* cited by examiner

Fig. 1

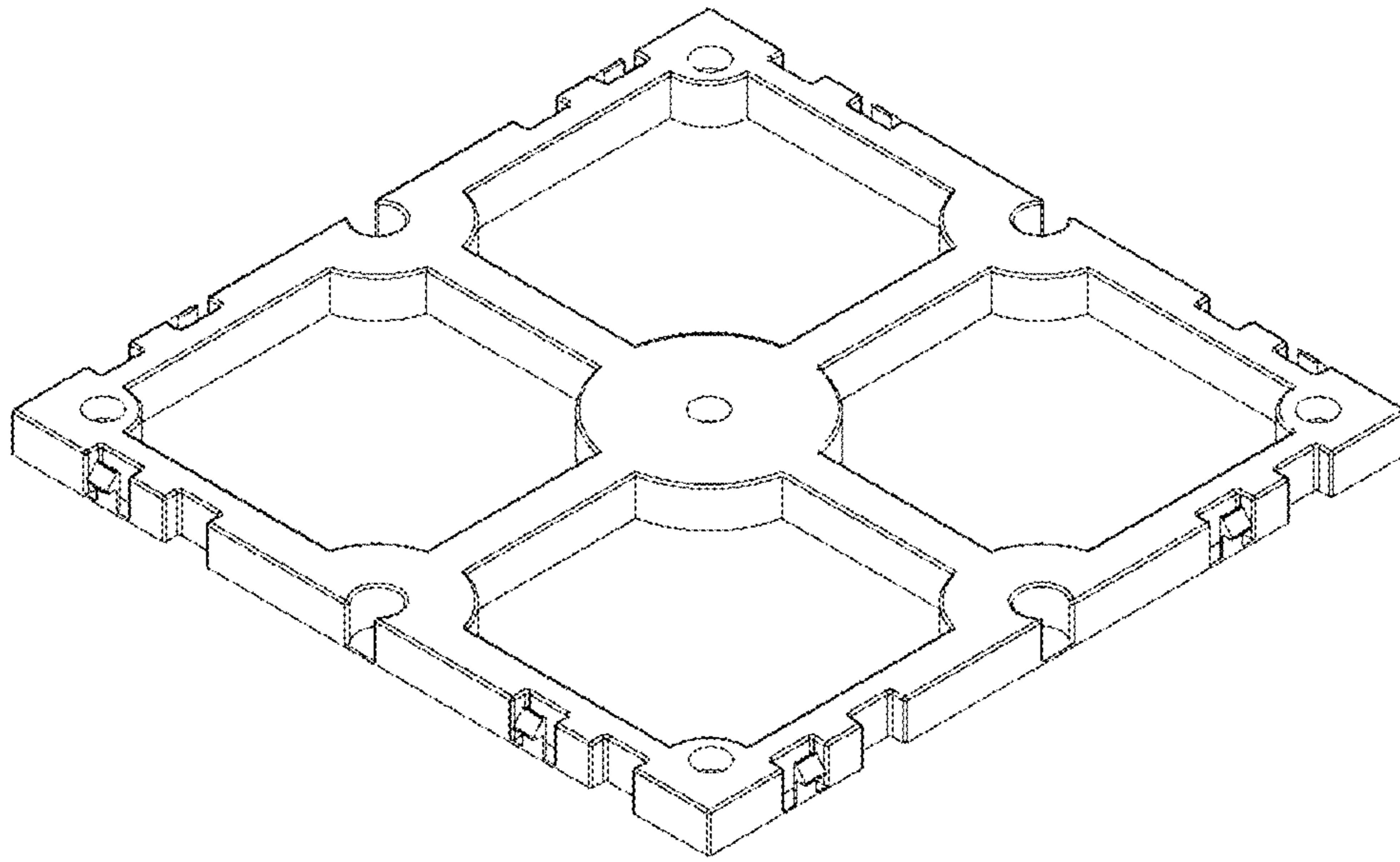


Fig. 2

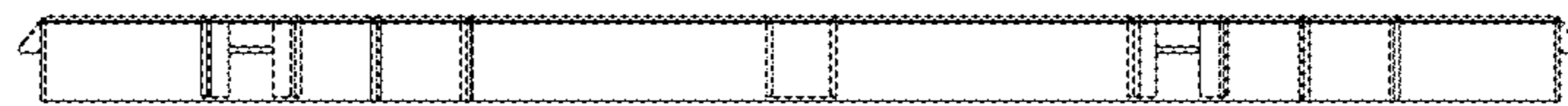


Fig. 3



Fig. 4

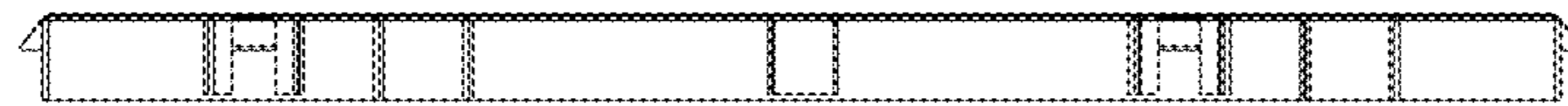


Fig. 5

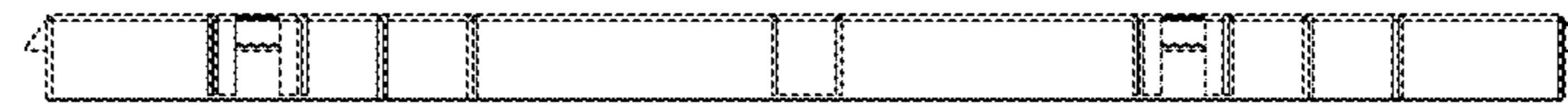


Fig. 6

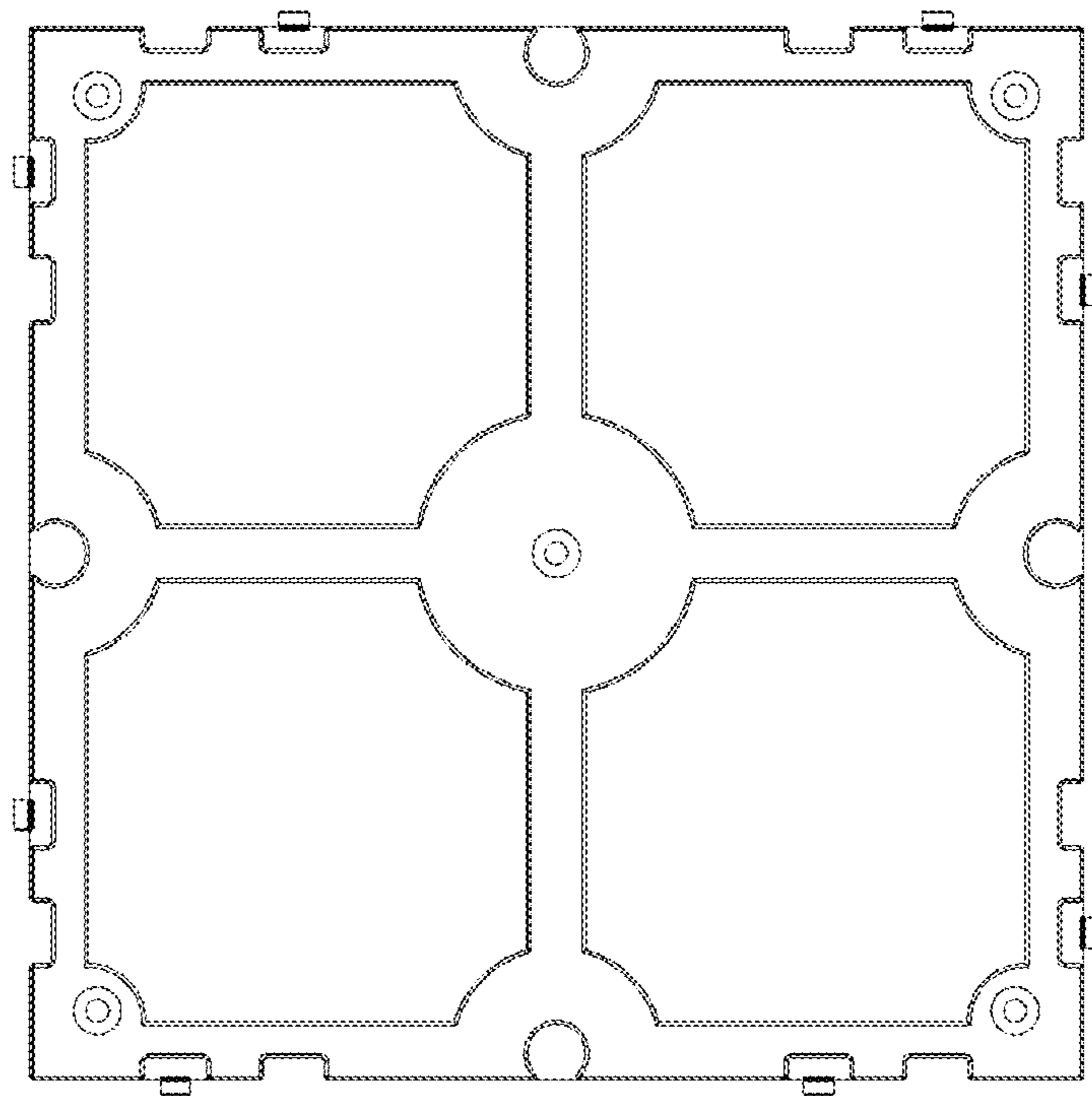


Fig. 7

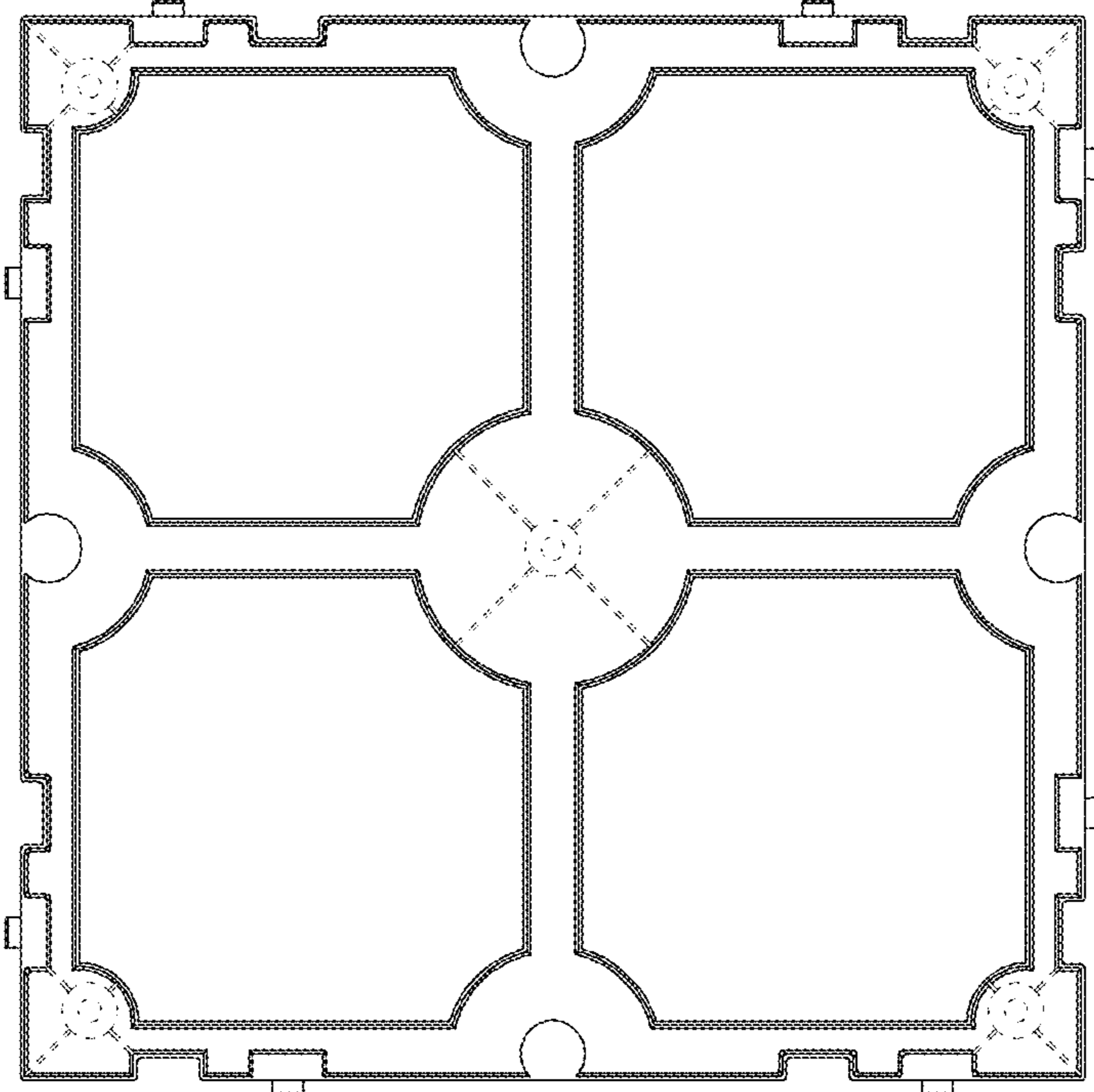




Fig. 8

