



US00D902425S

(12) **United States Design Patent** (10) **Patent No.:** **US D902,425 S**
Cornaro et al. (45) **Date of Patent:** **** Nov. 17, 2020**

(54) **STIMULATION DEVICE**
(71) Applicant: **Clio Designs Incorporated**, Newton, MA (US)
(72) Inventors: **Jason Cornaro**, Newton, MA (US); **Jamie Leventhal**, Newton, MA (US)
(73) Assignee: **Clio Designs Incorporated**, Newton, MA (US)

D665,092 S * 8/2012 Sedic D24/215
D665,093 S * 8/2012 Sedic D24/215
D700,347 S * 2/2014 Sedic D24/215
D706,440 S * 6/2014 Hahr D24/215
D711,010 S * 8/2014 Dematio A61H 23/00
D711,548 S * 8/2014 Heilman D24/215
D732,683 S * 6/2015 Zhang D24/215
D739,951 S * 9/2015 Tai D24/215
D768,308 S * 10/2016 Hetzel D24/214

(Continued)

(**) Term: **15 Years**

(21) Appl. No.: **29/701,604**

(22) Filed: **Aug. 13, 2019**

(51) **LOC (12) Cl.** **28-03**

(52) **U.S. Cl.**
USPC **D24/215**

(58) **Field of Classification Search**
USPC D24/200, 211, 212, 213, 214, 215;
D11/117, 133, 139
CPC A61H 7/001; A61H 2015/0028; A61H
2201/169; A61H 39/04; A61H 7/007
See application file for complete search history.

(56) **References Cited**

U.S. PATENT DOCUMENTS

D338,964 S * 8/1993 Tarjoto A61H 7/00
D24/200
D375,167 S * 10/1996 Taylor D24/200
D454,959 S * 3/2002 Harris D24/214
D466,217 S * 11/2002 Harris D24/215
D466,612 S * 12/2002 Harris D24/215
D509,301 S * 9/2005 Talbot D24/215
D539,433 S * 3/2007 Lui D24/215
D574,504 S * 8/2008 Imboden D24/215
D613,417 S * 4/2010 Imboden D24/215
D637,308 S * 5/2011 Imboden D24/215
D652,942 S * 1/2012 Murison D24/215
D657,884 S * 4/2012 Imboden D24/215
D657,885 S * 4/2012 Imboden D24/215
D665,091 S * 8/2012 Mistry D24/215

OTHER PUBLICATIONS

Walmart, "PlusOne Mini Massager", Nov. 4, 2019. <https://www.walmart.com/ip/Plusone-Mini-Massager/869498746>. Shown on p. 1. (Year: 2019).*

Primary Examiner — Cynthia Ramirez
Assistant Examiner — Michael A Maharajh
(74) *Attorney, Agent, or Firm* — Price Atwood LLP;
Kevin M. Farrell


(57) **CLAIM**

The ornamental design for a stimulation device, as shown and described.

DESCRIPTION

FIG. 1 is a front perspective view of a stimulation device showing our new design;
FIG. 2 is a front elevation view thereof;
FIG. 3 is a rear elevation view thereof;
FIG. 4 is a right side elevation view thereof;
FIG. 5 is a left side elevation view thereof;
FIG. 6 is the top plan view thereof; and,
FIG. 7 is the bottom plan view thereof.
The broken lines in the drawings depict portions of the stimulation device that form no part of the claimed design. In particular, the controls and the on/off button form no part of the claimed design.

1 Claim, 7 Drawing Sheets



(56)

References Cited

U.S. PATENT DOCUMENTS

D773,061	S	*	11/2016	Loebel	D24/200
9,763,851	B2		9/2017	Lenke		
D806,258	S	*	12/2017	Sedic	D24/200
9,849,061	B2		12/2017	Lenke		
D806,796	S	*	1/2018	Cowen	D19/178
9,937,097	B2		4/2018	Lenke		
D819,222	S	*	5/2018	Nelson	D24/215
D822,843	S		7/2018	Lenke		
D825,073	S		8/2018	Lenke		
D835,796	S	*	12/2018	Sedic	D24/215
D836,792	S		12/2018	Fuhner et al.		
D840,047	S	*	2/2019	Koo	D24/215
D850,644	S	*	6/2019	Sedic	D24/215
D866,783	S	*	11/2019	Sedic	D24/211
D867,609	S	*	11/2019	Couto	D24/215
D870,903	S	*	12/2019	Weisman	D24/200
D879,990	S	*	3/2020	Qiu	D24/215
D882,109	S	*	4/2020	Qiu	D24/215
D882,806	S	*	4/2020	Takashima	D24/214
D884,206	S	*	5/2020	Haddock	D24/215
D884,914	S	*	5/2020	Gao	D24/215
2009/0281373	A1	*	11/2009	Mark	A61H 19/34 600/38
2011/0071445	A1	*	3/2011	Imboden	A61H 19/44 601/46
2017/0065483	A1		3/2017	Lenke		
2017/0281457	A1		10/2017	Witt		
2018/0092799	A1		4/2018	Lenke		
2018/0153764	A1		6/2018	Lenke		
2018/0243161	A1		8/2018	Lenke		
2018/0243162	A1		8/2018	Lenke		

* cited by examiner




FIG. 1

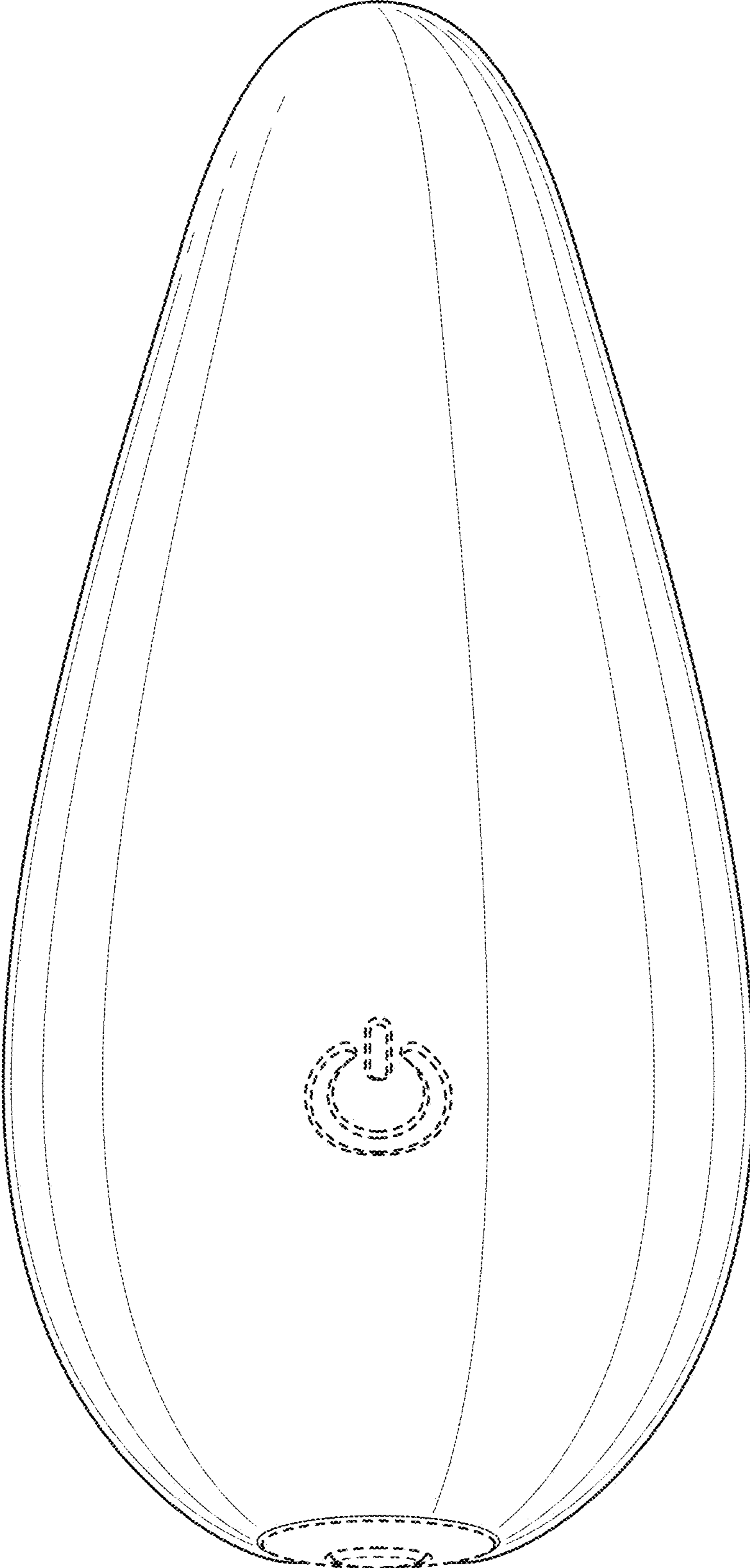


FIG. 2

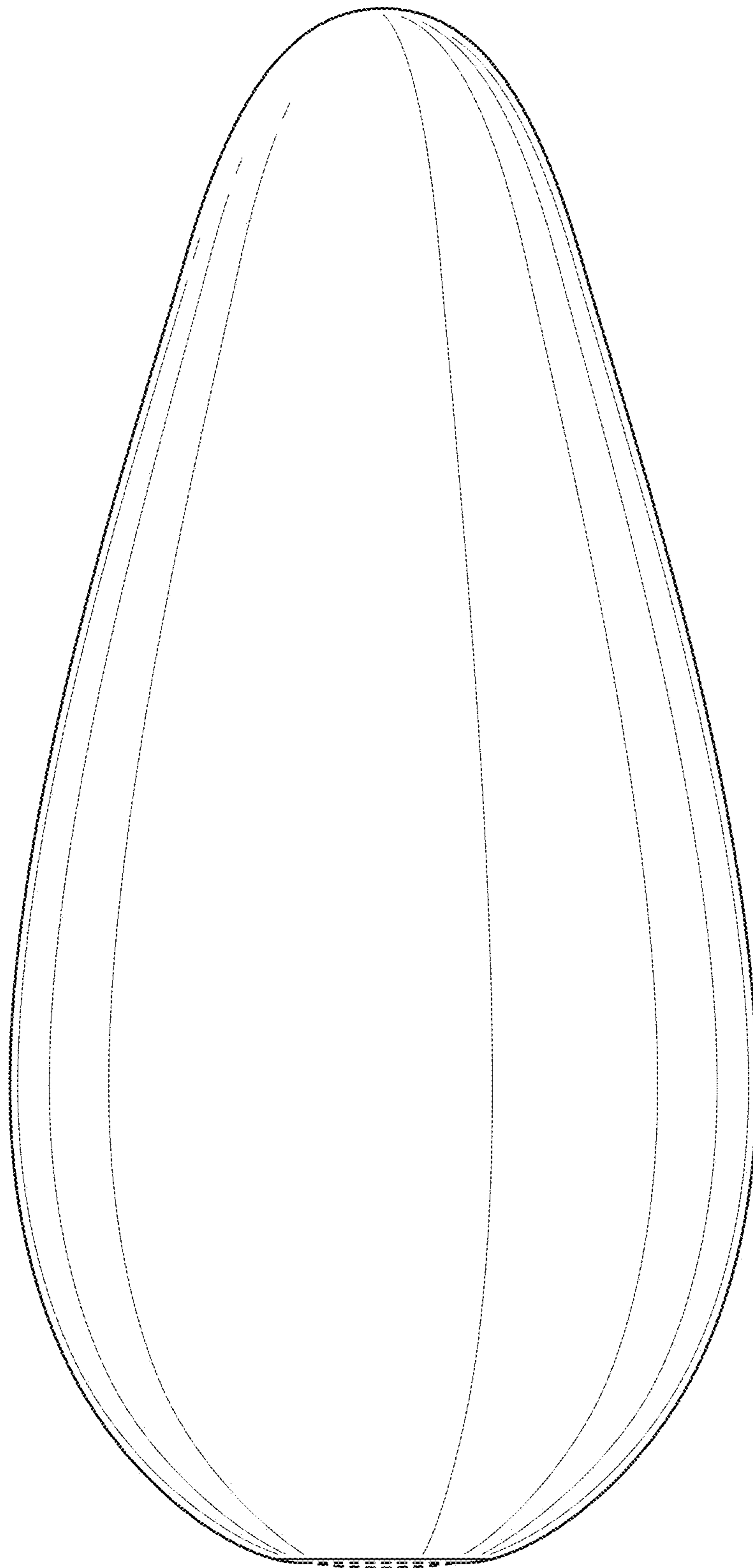


FIG. 3

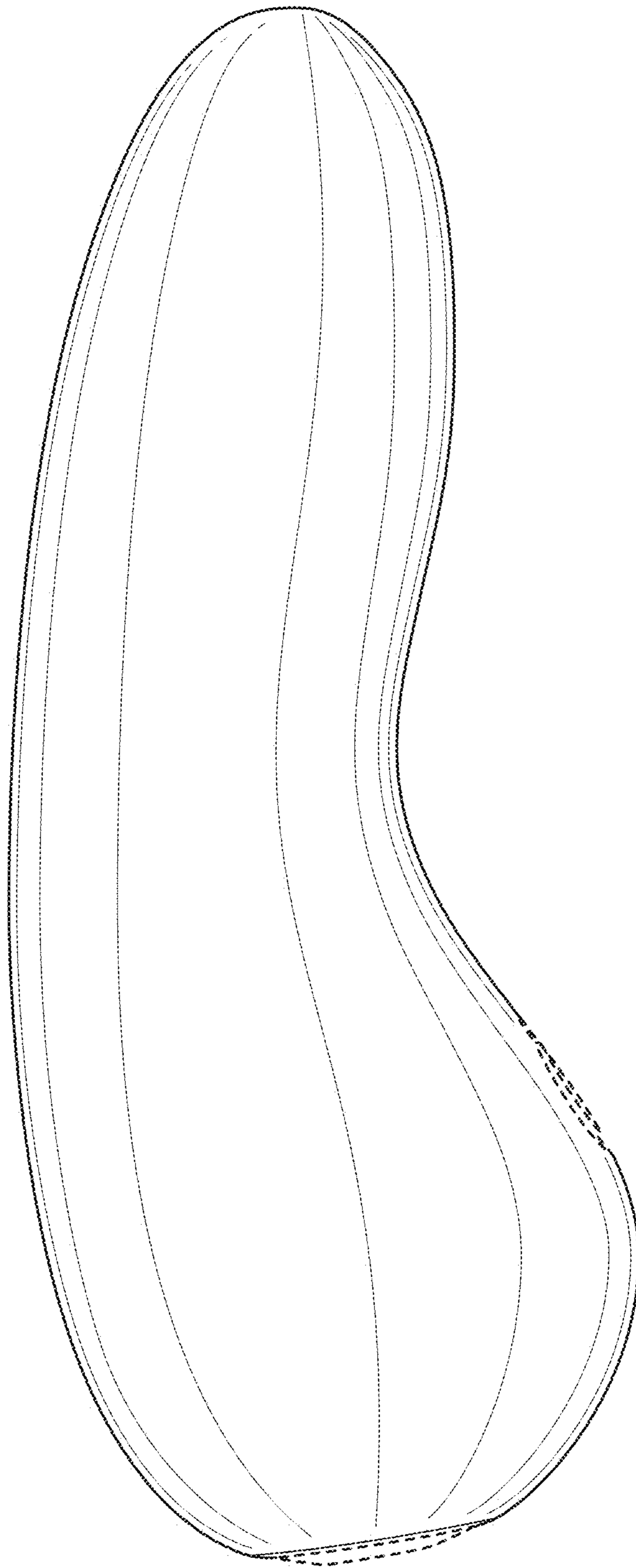


FIG. 4



FIG. 5

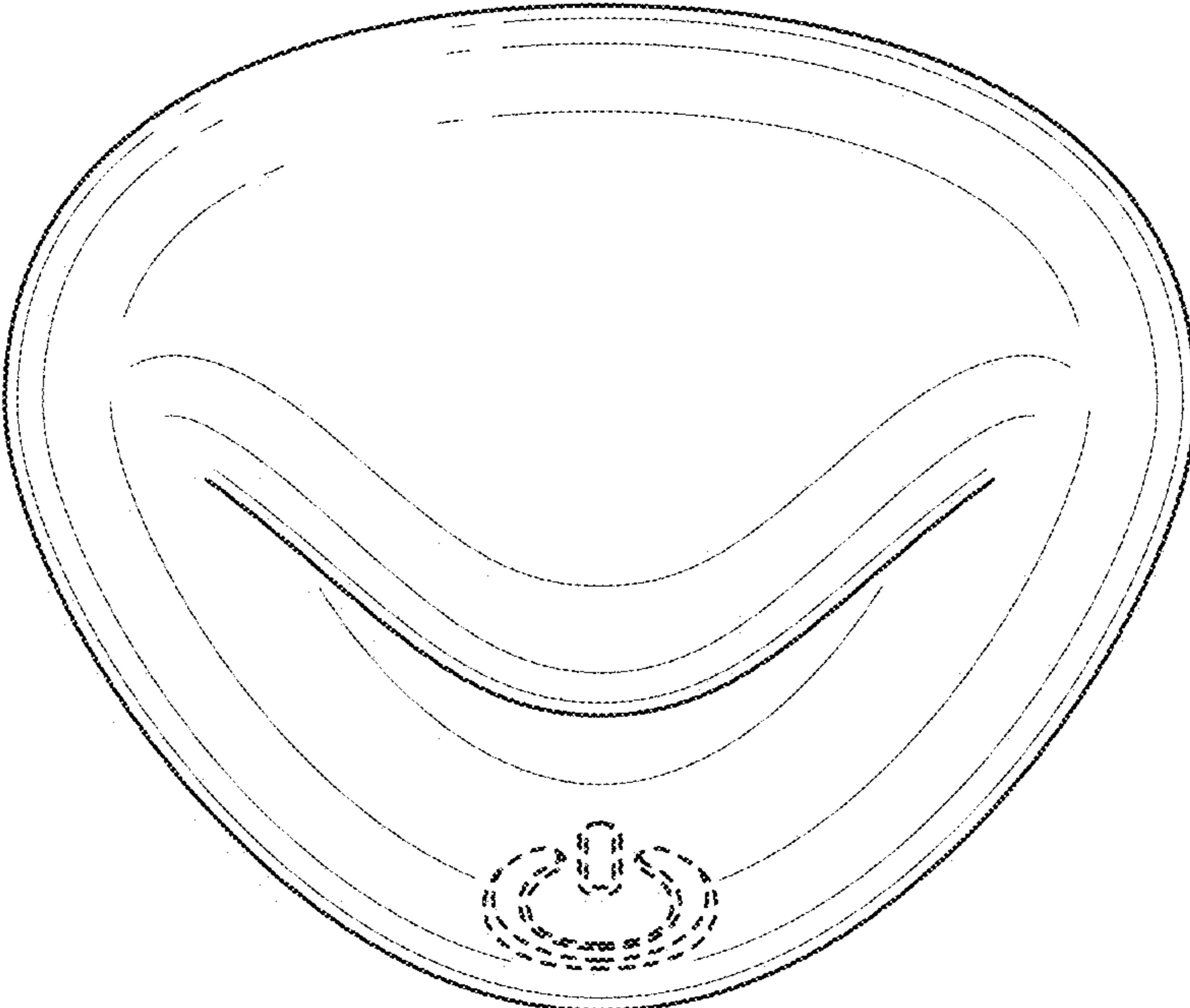


FIG. 6

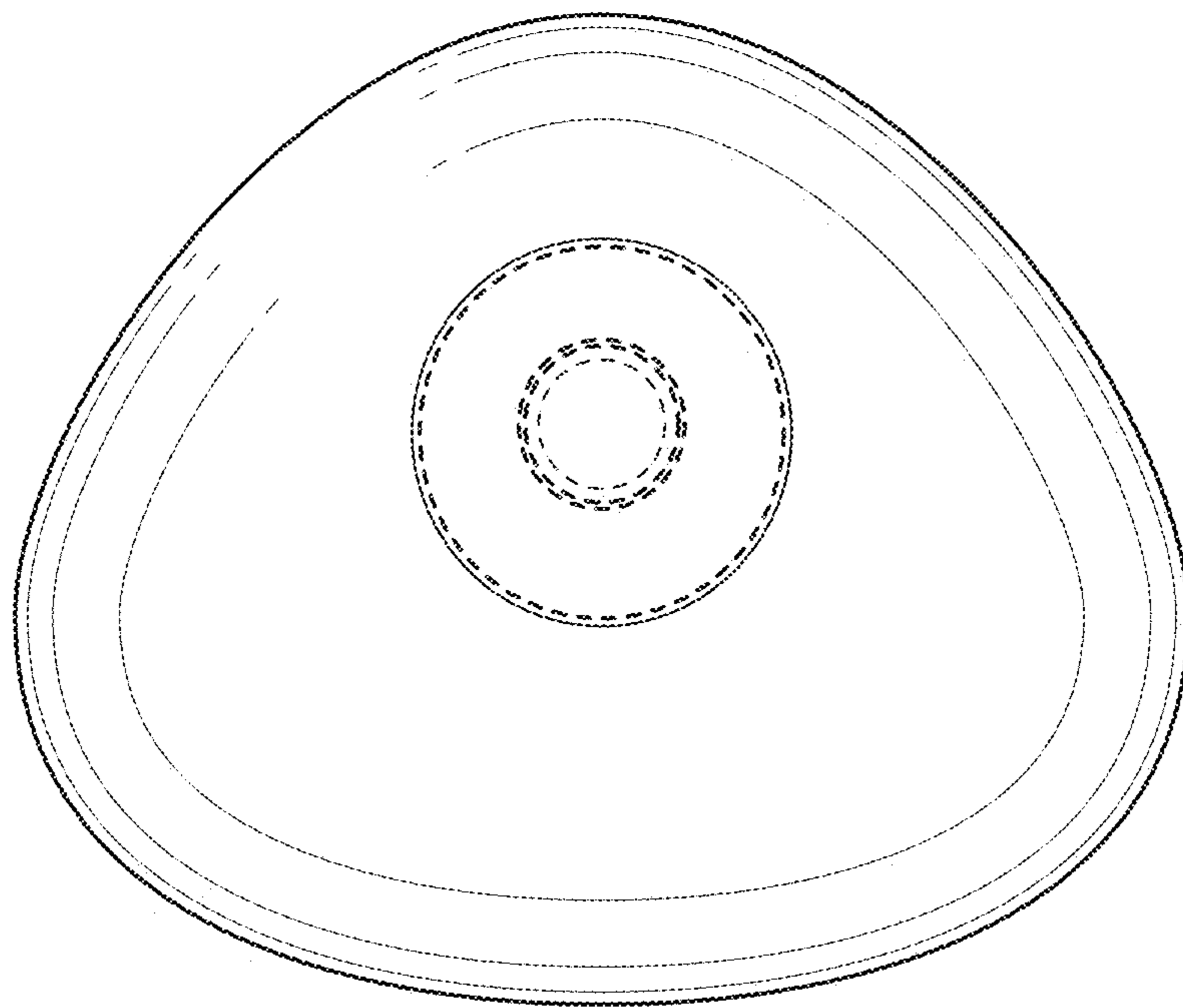


FIG. 7