



US00D902397S

(12) **United States Design Patent**  
**Yamada**

(10) **Patent No.:** **US D902,397 S**

(45) **Date of Patent:** **\*\* \*Nov. 17, 2020**

(54) **DISPOSABLE DIAPER**

(71) Applicant: **Kikuo Yamada**, Tokyo (JP)

(72) Inventor: **Kikuo Yamada**, Tokyo (JP)

(\*) Notice: This patent is subject to a terminal disclaimer.

(\*\*) Term: **15 Years**

(21) Appl. No.: **29/603,852**

(22) Filed: **May 12, 2017**

(30) **Foreign Application Priority Data**

Nov. 14, 2016 (JP) ..... 2016-024729

(51) **LOC (12) Cl.** ..... **24-04**

(52) **U.S. Cl.**  
USPC ..... **D24/126**

(58) **Field of Classification Search**

USPC ..... D24/124, 125, 126; D29/101.5, 119,  
D29/121.1, 124; D6/354

CPC ..... A61F 13/15; A61F 13/64; A61F 13/476;  
A61F 13/5611; A61F 13/5633; A61F  
2013/16; A61F 2013/4708

See application file for complete search history.

(56) **References Cited**

**U.S. PATENT DOCUMENTS**

D574,489 S \* 8/2008 Kawakami ..... D24/126  
D583,935 S \* 12/2008 Sasayama ..... D24/126

D583,936 S \* 12/2008 Sasayama ..... D24/126  
D621,033 S \* 8/2010 Nakaoka ..... D24/126  
D621,034 S \* 8/2010 Nakaoka ..... D24/126  
D782,663 S \* 3/2017 Morimoto ..... D24/126  
D800,300 S \* 10/2017 Yamada ..... D24/126  
D805,191 S \* 12/2017 Yamada ..... D24/126  
D805,635 S \* 12/2017 Yamada ..... D24/126  
D806,867 S \* 1/2018 Yamada ..... D24/126  
D834,785 S \* 12/2018 Yamada ..... D2/712  
D865,162 S \* 10/2019 Yamada ..... D24/126  
2016/0347030 A1 \* 12/2016 Yamada ..... B32B 7/12

\* cited by examiner

*Primary Examiner* — Samantha Q Lawrence

(74) *Attorney, Agent, or Firm* — Oliff PLC

(57) **CLAIM**

The ornamental design for a disposable diaper, as shown and described.

**DESCRIPTION**

FIG. 1 is a front elevational view of the disposable diaper; FIG. 2 is a top plan view thereof;

FIG. 3 is a right-side elevational view thereof, the left-side elevational view (not provided) being a mirror image thereof;

FIG. 4 is a bottom plan view thereof;

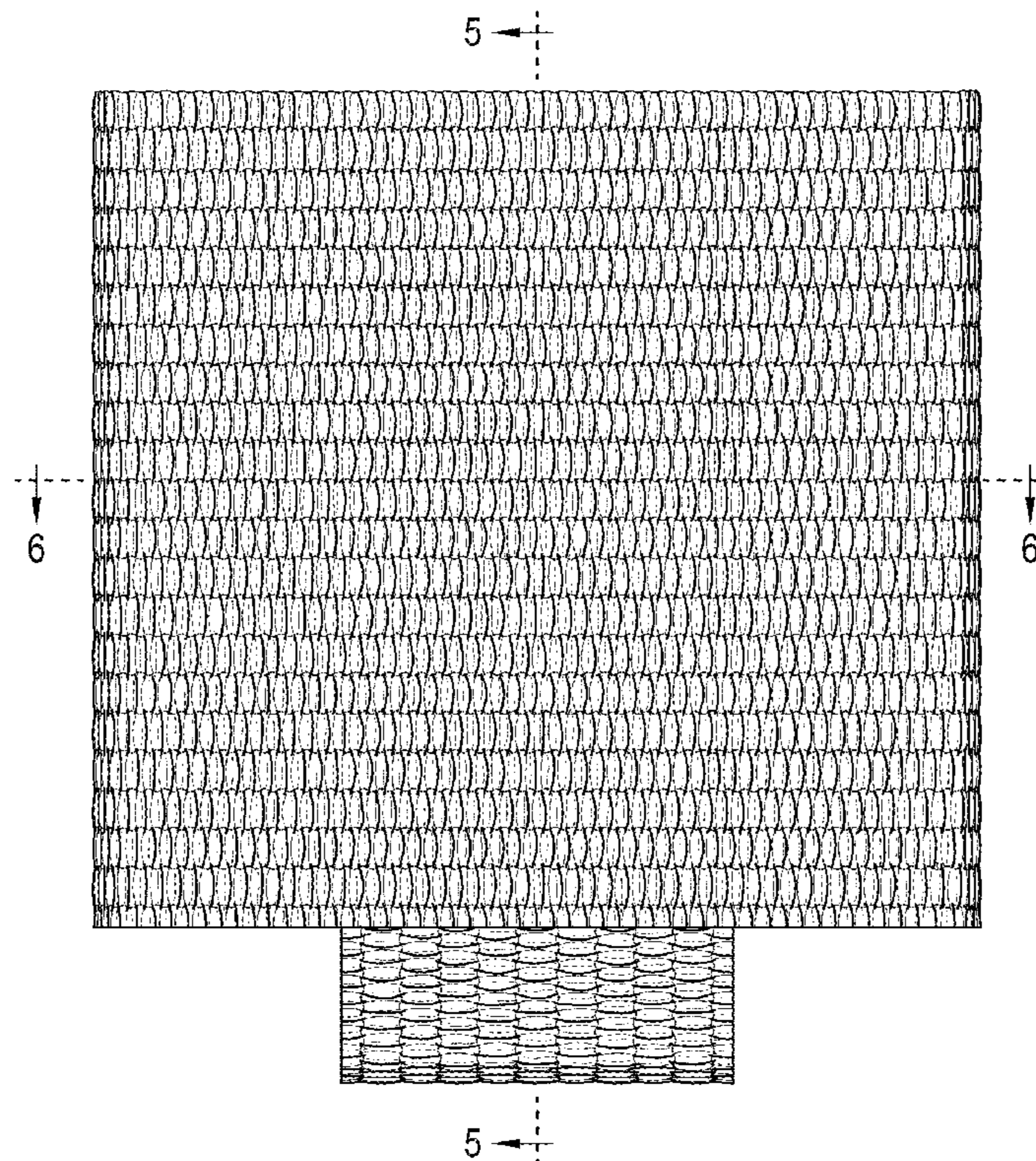
FIG. 5 is a cross-sectional view taken along line 5-5 in FIG. 1;

FIG. 6 is a cross-sectional view taken along line 6-6 in FIG. 1;

FIG. 7 is a front, bottom perspective view thereof; and,

FIG. 8 is an enlarged view of area 8 in FIG. 7.

**1 Claim, 5 Drawing Sheets**



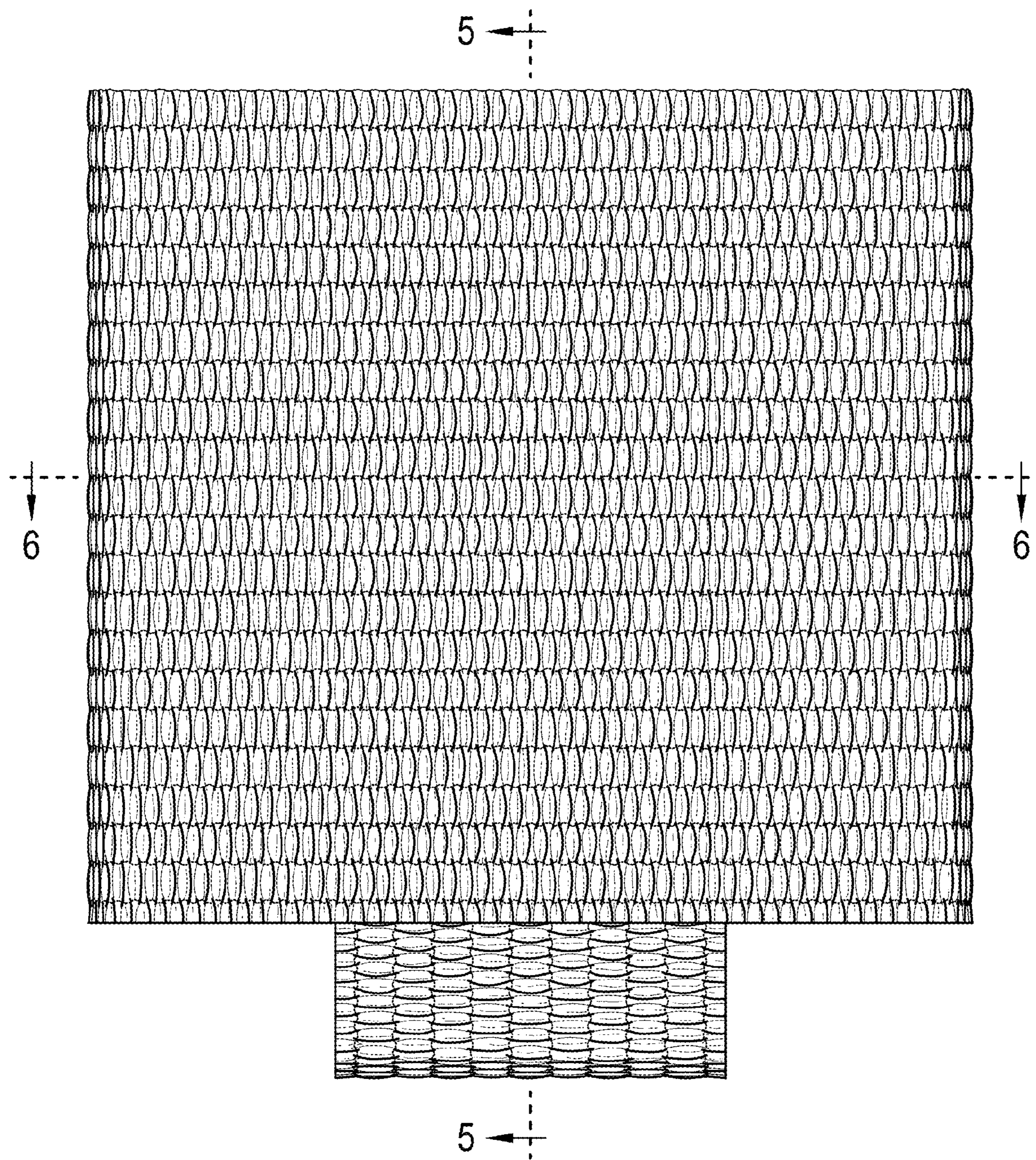


FIG. 1




FIG. 2

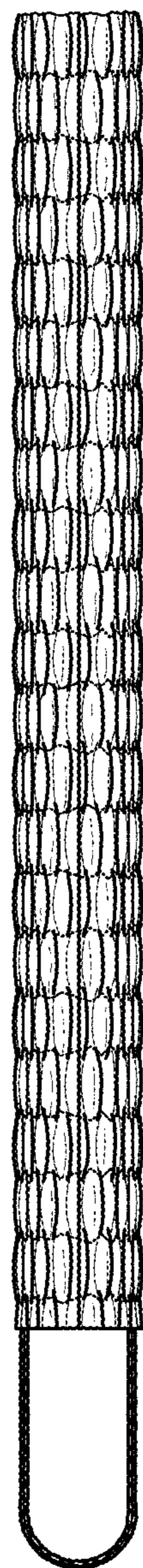


FIG. 3

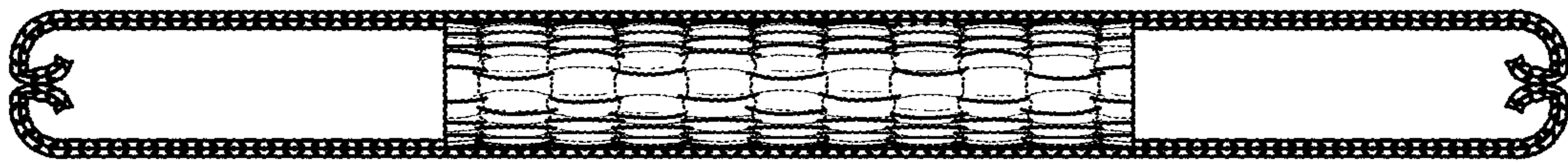


FIG. 4




FIG. 5



FIG. 6

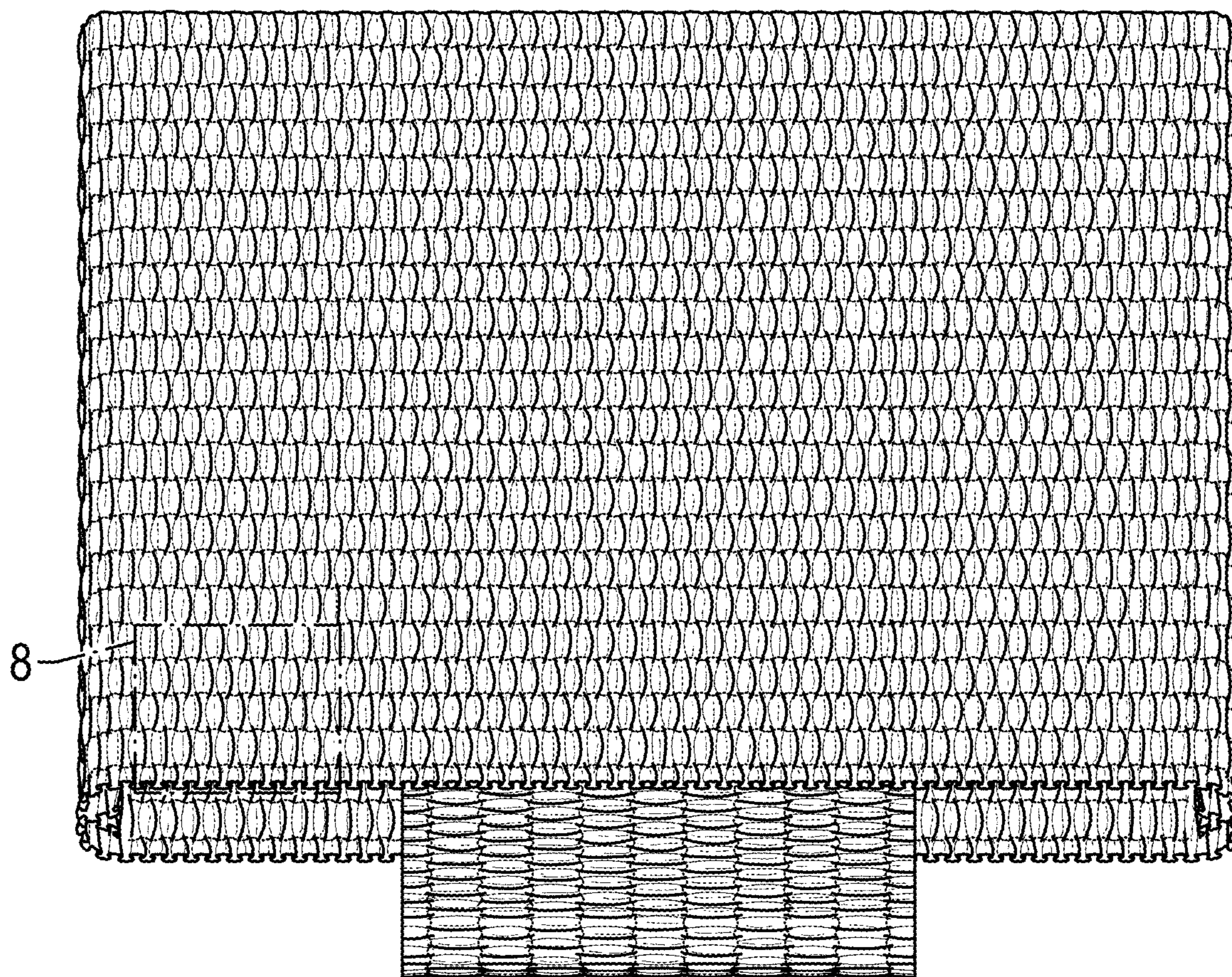


FIG. 7

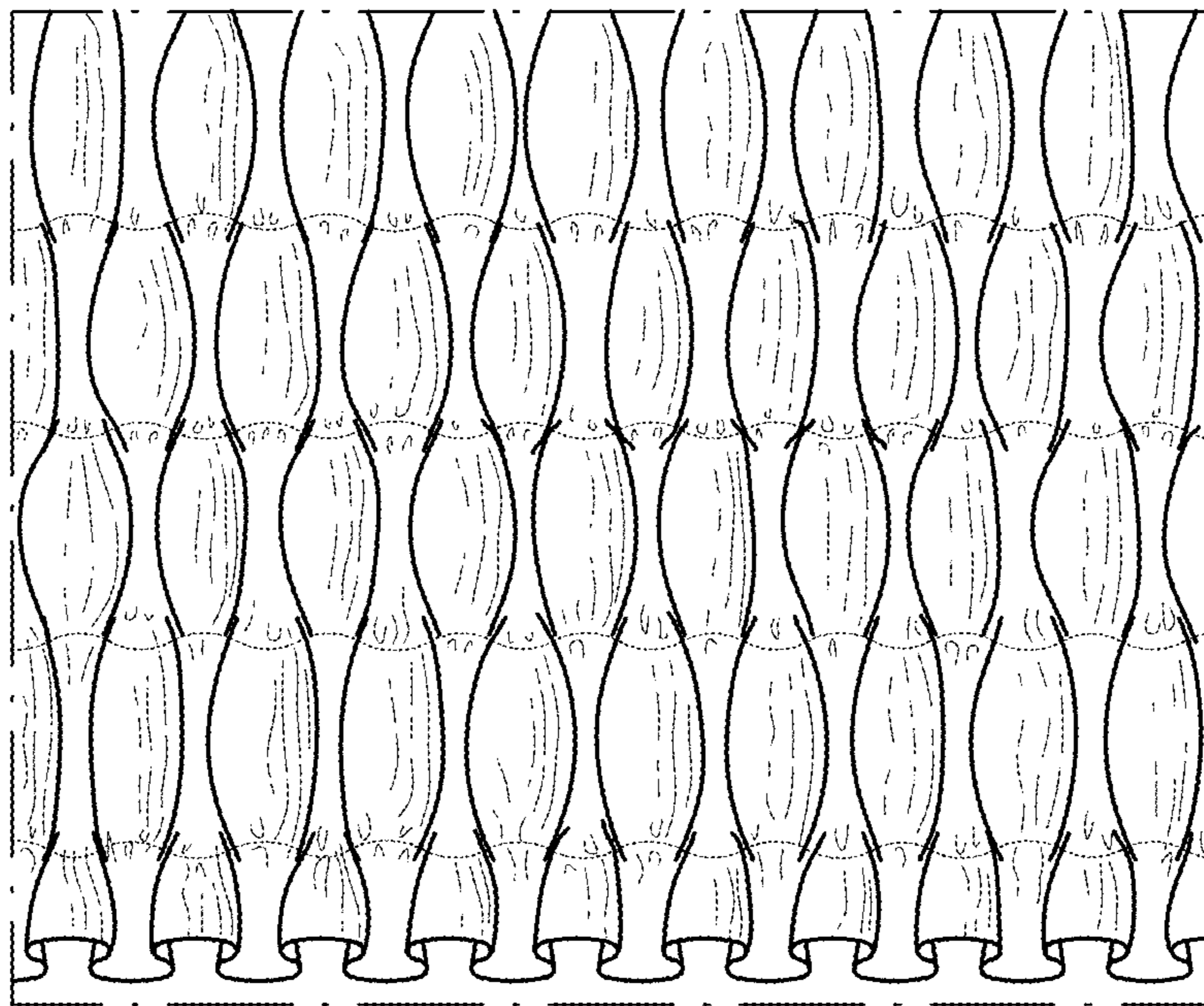


FIG. 8