



US00D902396S

(12) **United States Design Patent**
Yamada

(10) **Patent No.:** **US D902,396 S**

(45) **Date of Patent:** **** *Nov. 17, 2020**

(54) **DISPOSABLE DIAPER**

(71) Applicant: **Kikuo Yamada**, Tokyo (JP)

(72) Inventor: **Kikuo Yamada**, Tokyo (JP)

(*) Notice: This patent is subject to a terminal disclaimer.

(**) Term: **15 Years**

(21) Appl. No.: **29/603,850**

(22) Filed: **May 12, 2017**

(30) **Foreign Application Priority Data**

Nov. 14, 2016 (JP) 2016-024728

(51) **LOC (12) Cl.** **24-04**

(52) **U.S. Cl.**
USPC **D24/126**

(58) **Field of Classification Search**

USPC D24/124, 125, 126; D29/101.5, 119,
D29/121.1, 124; D6/354

CPC A61F 13/15; A61F 13/64; A61F 13/476;
A61F 13/5611; A61F 13/5633; A61F
2013/16; A61F 2013/4708

See application file for complete search history.

(56) **References Cited**

U.S. PATENT DOCUMENTS

D574,489 S * 8/2008 Kawakami D24/126
D583,935 S * 12/2008 Sasayama D24/126

D583,936 S * 12/2008 Sasayama D24/126
D621,033 S * 8/2010 Nakaoka D24/126
D621,034 S * 8/2010 Nakaoka D24/126
D782,663 S * 3/2017 Morimoto D24/126
D800,300 S * 10/2017 Yamada D24/126
D805,191 S * 12/2017 Yamada D24/126
D805,635 S * 12/2017 Yamada D24/126
D806,867 S * 1/2018 Yamada D24/126
D834,785 S * 12/2018 Yamada D2/712
D865,162 S * 10/2019 Yamada D24/126
2016/0347030 A1 * 12/2016 Yamada B32B 7/12

* cited by examiner

Primary Examiner — Samantha Q Lawrence

(74) *Attorney, Agent, or Firm* — Oliff PLC

(57) **CLAIM**

The ornamental design for a disposable diaper, as shown and described.

DESCRIPTION

FIG. 1 is a front elevational view of the disposable diaper; FIG. 2 is a top plan view thereof;

FIG. 3 is a right-side elevational view thereof, the left-side elevational view (not provided) being a mirror image thereof;

FIG. 4 is a bottom plan view thereof;

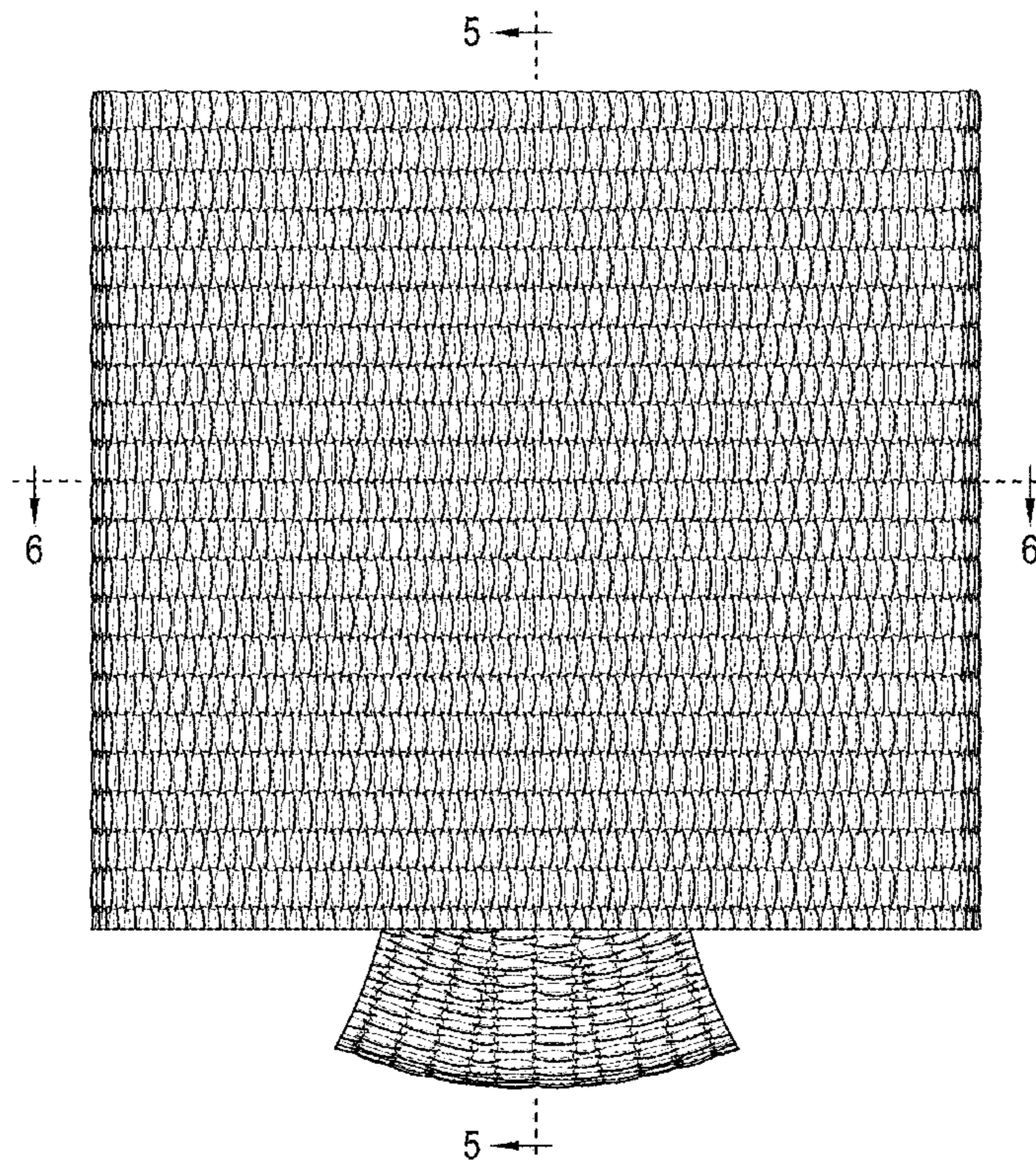
FIG. 5 is a cross-sectional view taken along line 5-5 in FIG. 1;

FIG. 6 is a cross-sectional view taken along line 6-6 in FIG. 1;

FIG. 7 is a front, bottom perspective view thereof; and,

FIG. 8 is an enlarged view of area 8 in FIG. 7.

1 Claim, 5 Drawing Sheets



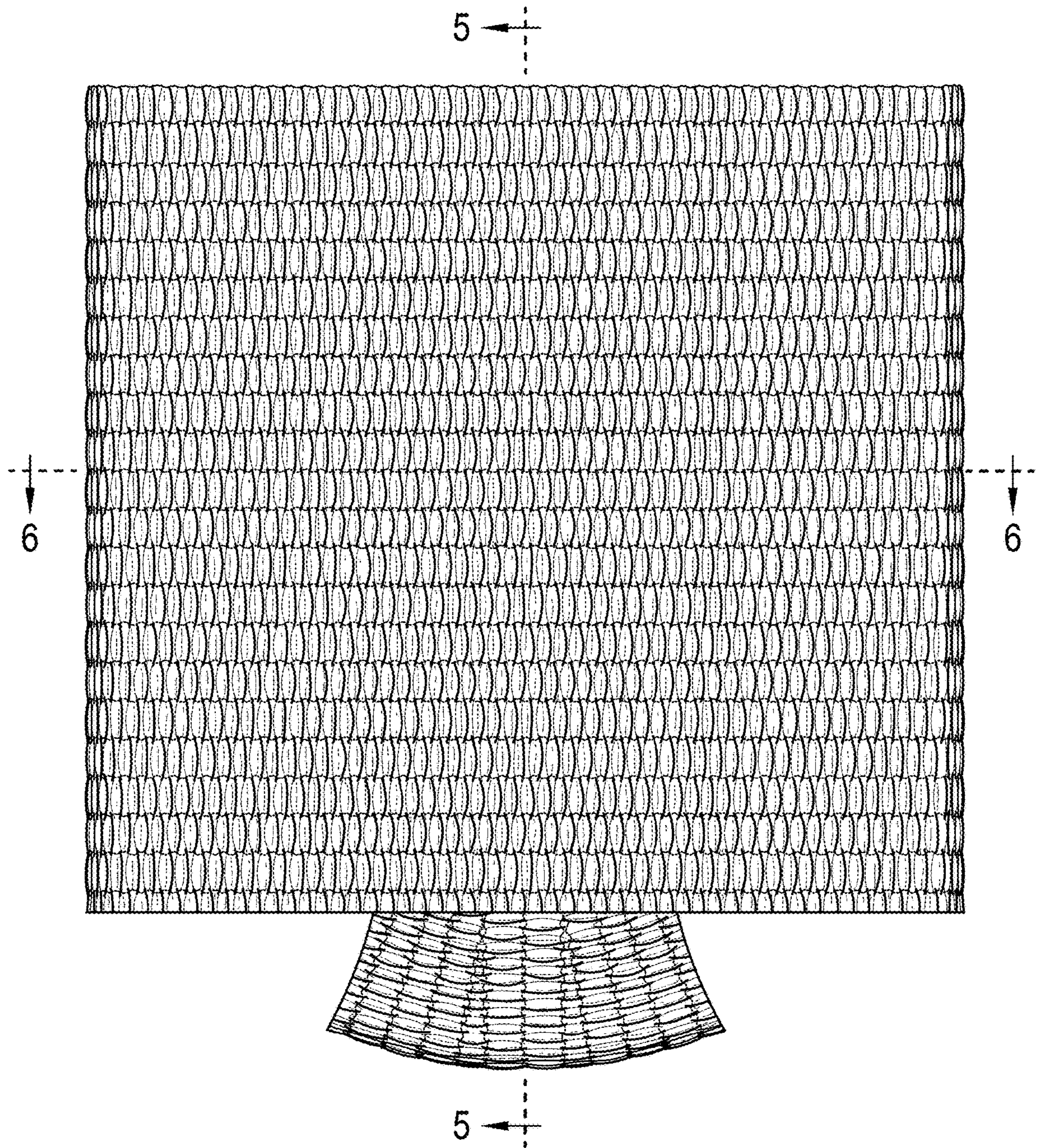


FIG. 1

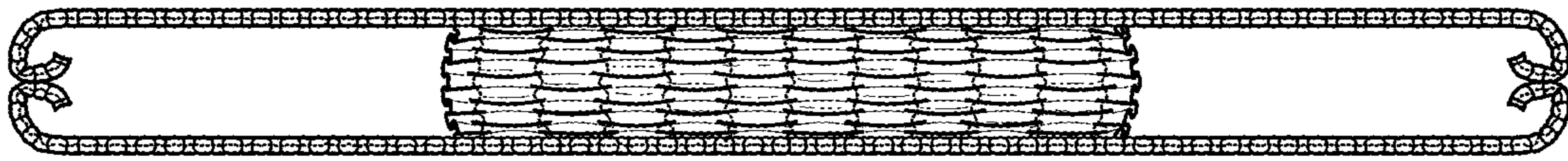


FIG. 2

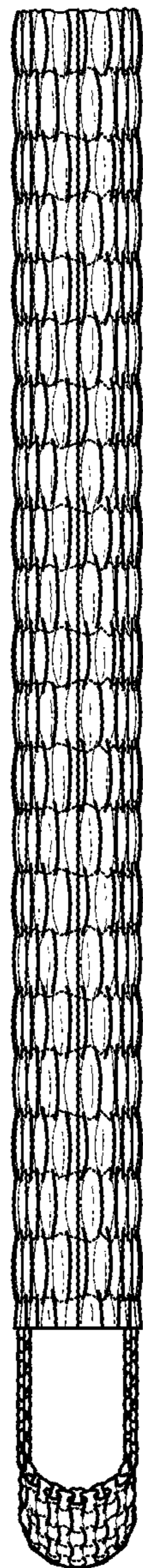


FIG. 3

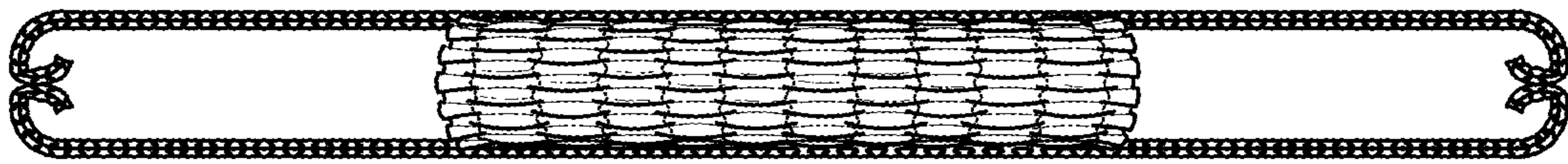


FIG. 4




FIG. 5



FIG. 6

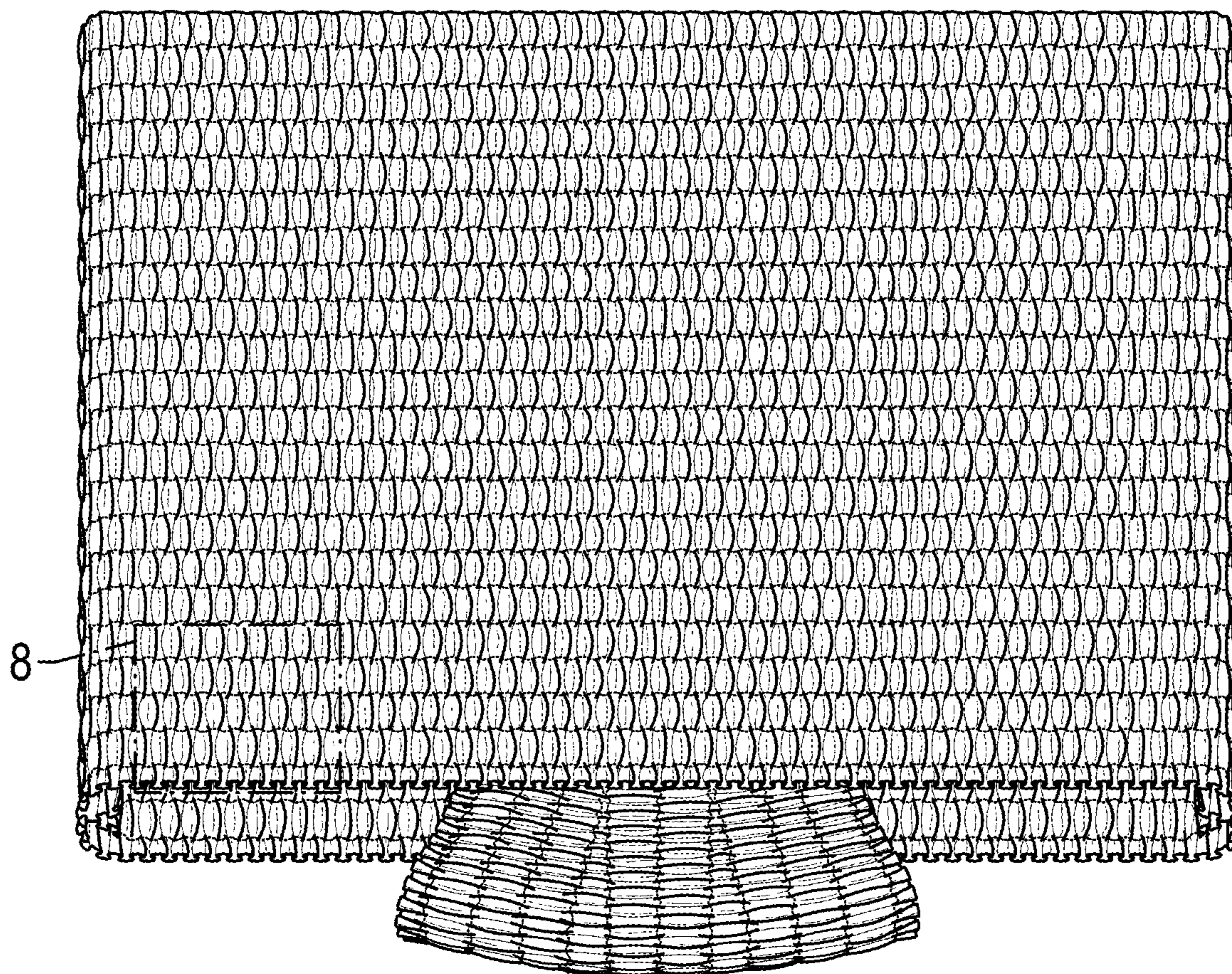


FIG. 7

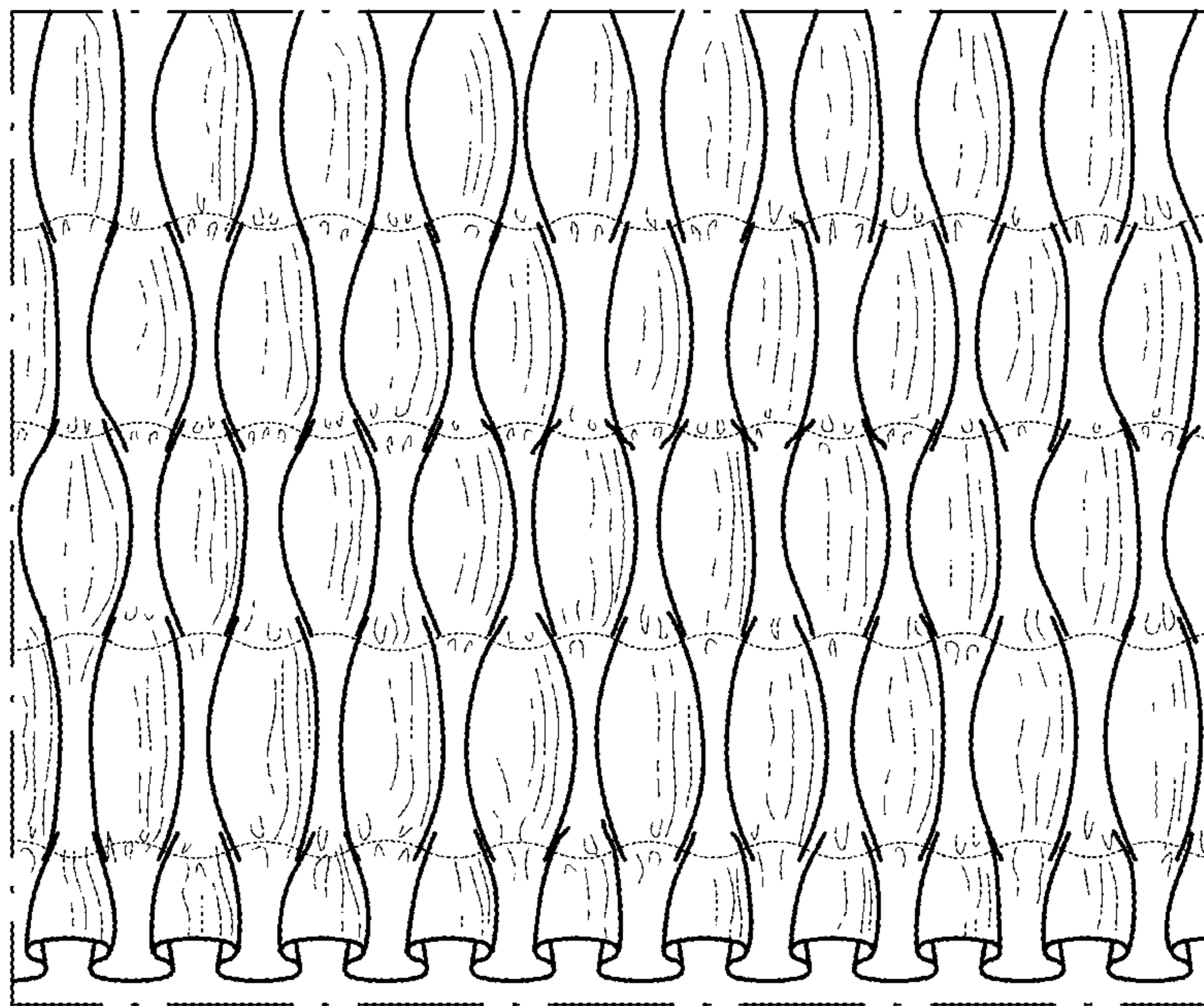


FIG. 8