

US00D902394S

(12) **United States Design Patent** (10) **Patent No.:** **US D902,394 S**  
**Vohwinkel et al.** (45) **Date of Patent:** **\*\* Nov. 17, 2020**

(54) **SANITARY NAPKIN**

(71) Applicant: **The Procter & Gamble Company**,  
Cincinnati, OH (US)  
  
(72) Inventors: **Henning Vohwinkel**, Schwalbach (DE);  
**Bruce William Lavash**, Cincinnati, OH  
(US); **Wolfgang Werner Hans**  
**Domeier**, Schwalbach (DE); **Emma**  
**Lynn Sartini**, Cincinnati, OH (US);  
**Rainer Hefe**, Schwalbach (DE);  
**Oliver Glandien**, Schwalbach (DE);  
**Holger Wendt**, Schwalbach (DE)

(73) Assignee: **The Procter & Gamble Company**,  
Cincinnati, OH (US)

(\*\*) Term: **15 Years**

(21) Appl. No.: **29/655,232**

(22) Filed: **Jul. 2, 2018**

(51) **LOC (12) Cl.** ..... **24-04**

(52) **U.S. Cl.**  
USPC ..... **D24/125**

(58) **Field of Classification Search**  
USPC ..... D2/951, 952, 961, 962; D5/7, 39, 58;  
D24/124, 125, 126, 141, 189, 190  
(Continued)

(56) **References Cited**

**U.S. PATENT DOCUMENTS**

5,401,268 A \* 3/1995 Rodier ..... A61F 13/15577  
604/385.04  
D541,932 S \* 5/2007 Lemaire ..... D24/124  
(Continued)

**FOREIGN PATENT DOCUMENTS**

AR 92853-0001 3/2018  
EP 1208823 A1 5/2002  
(Continued)

**OTHER PUBLICATIONS**

All Office Actions for U.S. Appl. No. 15/976,901.  
(Continued)

*Primary Examiner* — Susan E Krakower  
*Assistant Examiner* — L. A. Grabenstetter  
(74) *Attorney, Agent, or Firm* — George H. Leal

(57) **CLAIM**

The ornamental design for a sanitary napkin, as shown and described.

**DESCRIPTION**

FIG. 1 is a perspective view of a first embodiment of a sanitary napkin;  
FIG. 2 is a front view of the embodiment of a sanitary napkin shown in FIG. 1;  
FIG. 3 is a back view of the embodiment of a sanitary napkin shown in FIG. 1;  
FIG. 4 is a right side view of the embodiment of a sanitary napkin shown in FIG. 1;  
FIG. 5 is a left side view of the embodiment of a sanitary napkin shown in FIG. 1;  
FIG. 6 is a top view of the embodiment of a sanitary napkin shown in FIG. 1;  
FIG. 7 is a bottom view of the embodiment of a sanitary napkin shown in FIG. 1.  
FIG. 8 is a perspective view of a second embodiment of a sanitary napkin;  
FIG. 9 is a front view of the embodiment of a sanitary napkin shown in FIG. 8;  
FIG. 10 is a back view of the embodiment of a sanitary napkin shown in FIG. 8;  
FIG. 11 is a right side view of the embodiment of a sanitary napkin shown in FIG. 8;  
FIG. 12 is a left side view of the embodiment of a sanitary napkin shown in FIG. 8;  
FIG. 13 is a top view of the embodiment of a sanitary napkin shown in FIG. 8;  
FIG. 14 is a bottom view of the embodiment of a sanitary napkin shown in FIG. 8.

(Continued)

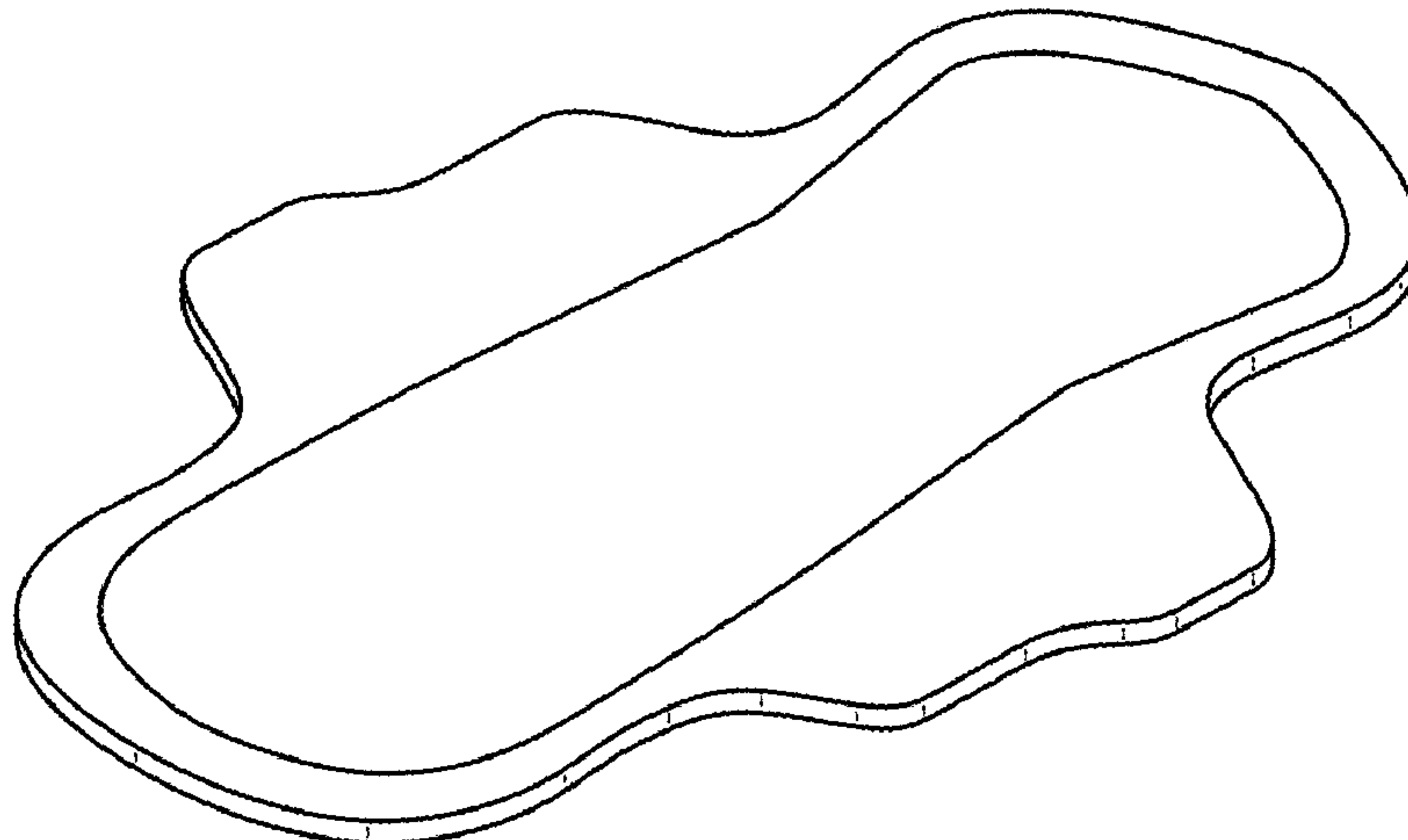


FIG. 15 is a perspective view of a third embodiment of a sanitary napkin;  
 FIG. 16 is a front view of the embodiment of a sanitary napkin shown in FIG. 15;  
 FIG. 17 is a back view of the embodiment of a sanitary napkin shown in FIG. 15;  
 FIG. 18 is a right side view of the embodiment of a sanitary napkin shown in FIG. 15;  
 FIG. 19 is a left side view of the embodiment of a sanitary napkin shown in FIG. 15;  
 FIG. 20 is a top view of the embodiment of a sanitary napkin shown in FIG. 15;  
 FIG. 21 is a bottom view of the embodiment of a sanitary napkin shown in FIG. 15.  
 FIG. 22 is a perspective view of a fourth embodiment of a sanitary napkin;  
 FIG. 23 is a front view of the embodiment of a sanitary napkin shown in FIG. 22;  
 FIG. 24 is a back view of the embodiment of a sanitary napkin shown in FIG. 22;  
 FIG. 25 is a right side view of the embodiment of a sanitary napkin shown in FIG. 22;  
 FIG. 26 is a left side view of the embodiment of a sanitary napkin shown in FIG. 22;  
 FIG. 27 is a top view of the embodiment of a sanitary napkin shown in FIG. 22;  
 FIG. 28 is a bottom view of the embodiment of a sanitary napkin shown in FIG. 22.  
 FIG. 29 is a perspective view of a fifth embodiment of a sanitary napkin;  
 FIG. 30 is a front view of the embodiment of a sanitary napkin shown in FIG. 29;  
 FIG. 31 is a back view of the embodiment of a sanitary napkin shown in FIG. 29;  
 FIG. 32 is a right side view of the embodiment of a sanitary napkin shown in FIG. 29;  
 FIG. 33 is a left side view of the embodiment of a sanitary napkin shown in FIG. 29;  
 FIG. 34 is a top view of the embodiment of a sanitary napkin shown in FIG. 29;  
 FIG. 35 is a bottom view of the embodiment of a sanitary napkin shown in FIG. 29.  
 FIG. 36 is a perspective view of a sixth embodiment of a sanitary napkin;  
 FIG. 37 is a front view of the embodiment of a sanitary napkin shown in FIG. 36;  
 FIG. 38 is a back view of the embodiment of a sanitary napkin shown in FIG. 36;  
 FIG. 39 is a right side view of the embodiment of a sanitary napkin shown in FIG. 36;  
 FIG. 40 is a left side view of the embodiment of a sanitary napkin shown in FIG. 36;  
 FIG. 41 is a top view of the embodiment of a sanitary napkin shown in FIG. 36; and,

FIG. 42 is a bottom view of the embodiment of a sanitary napkin shown in FIG. 36.

**1 Claim, 42 Drawing Sheets**

(58) **Field of Classification Search**

CPC ..... A61F 13/15; A61F 13/64; A61F 13/476;  
 A61F 13/5611; A61F 13/5633; A61F  
 2013/16; A61F 2013/4708

See application file for complete search history.

(56) **References Cited**

U.S. PATENT DOCUMENTS

D593,199	S *	5/2009	Gagliardi	.....	D24/124
D593,200	S *	5/2009	Gagliardi	.....	D24/124
D626,219	S *	10/2010	Rubio	.....	D24/124
D672,035	S *	12/2012	Paques	.....	D24/125
8,684,985	B2 *	4/2014	Odoi	.....	A61F 13/5616 604/385.01
8,986,273	B2	3/2015	Mercer et al.		
9,114,044	B2 *	8/2015	Yoshida	.....	A61F 13/472
D772,402	S *	11/2016	Lee	.....	D24/124
D772,403	S *	11/2016	Hopkins	.....	D24/124
D777,910	S *	1/2017	Hopkins	.....	D24/124
D789,523	S *	6/2017	Lee	.....	D24/124
D794,179	S *	8/2017	Cardin	.....	D24/124
2004/0138636	A1	7/2004	Cardin et al.		
2004/0243087	A1	12/2004	Kinoshita et al.		
2005/0124959	A1	6/2005	Alcantara et al.		
2005/0283131	A1	12/2005	Zander et al.		
2006/0116652	A1	6/2006	Miura et al.		
2015/0057632	A1	2/2015	Luzader et al.		
2016/0235607	A1	8/2016	Mercer et al.		
2017/0275792	A1 *	9/2017	Kasahara	.....	A61F 13/53
2018/0325750	A1 *	11/2018	Vohwinkel	.....	A61F 13/5616
2018/0325751	A1 *	11/2018	Vohwinkel	.....	A61F 13/47245
2018/0325753	A1 *	11/2018	Vohwinkel	.....	A61F 13/5616

FOREIGN PATENT DOCUMENTS

EP	2216003	A1	8/2010
EP	3075365	A1	10/2016
JP	2003339764	A	12/2003
JP	2013009892	A	1/2013
JP	2013220225	A	10/2013
WO	WO2010110270	A1	9/2010

OTHER PUBLICATIONS

All Office Actions for U.S. Appl. No. 15/976,946.  
 All Office Actions for U.S. Appl. No. 15/977,025.  
 All Office Actions for U.S. Appl. No. 15/977,047.  
 U.S. Appl. No. 15/976,901, filed May 11, 2018, Vohwinkel et al.  
 U.S. Appl. No. 15/976,946, filed May 11, 2018, Vohwinkel et al.  
 U.S. Appl. No. 15/977,025, filed May 11, 2018, Vohwinkel et al.  
 U.S. Appl. No. 15/977,047, filed May 11, 2018, Vohwinkel et al.

\* cited by examiner




Fig. 1

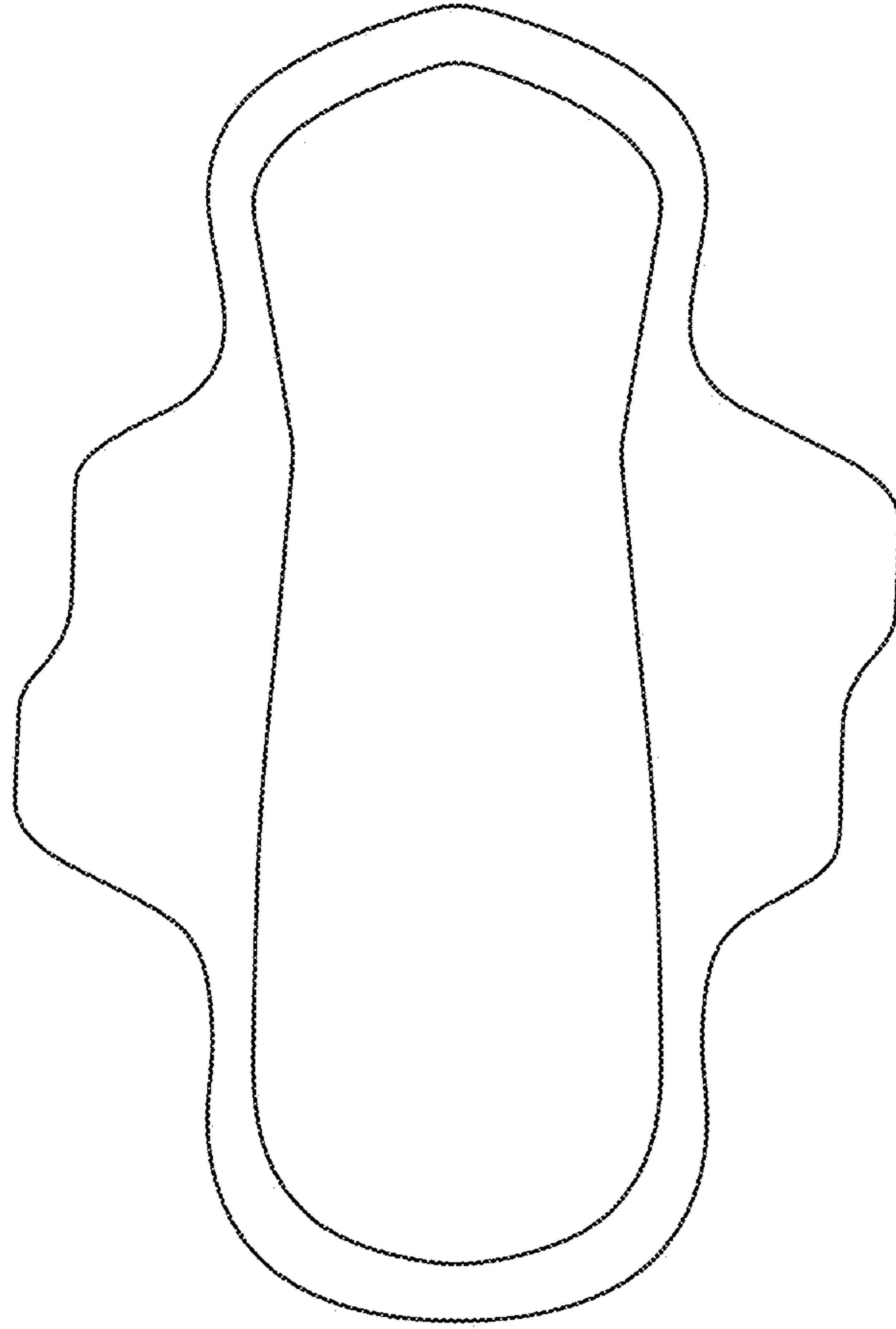


Fig. 2



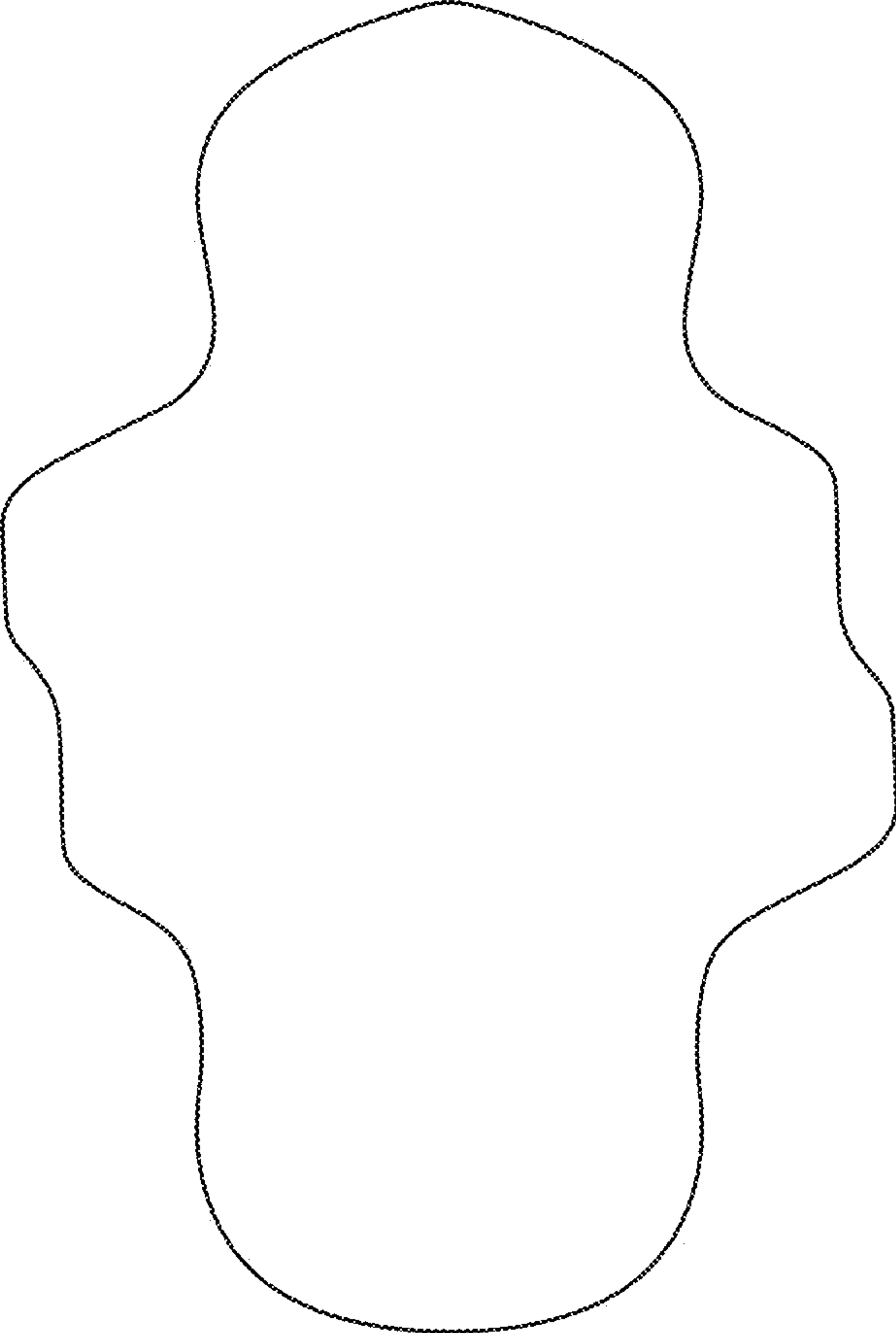


Fig. 3



Fig. 4



Fig. 5

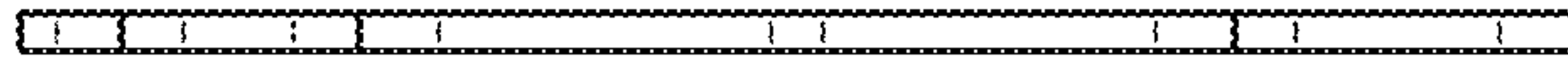


Fig. 6



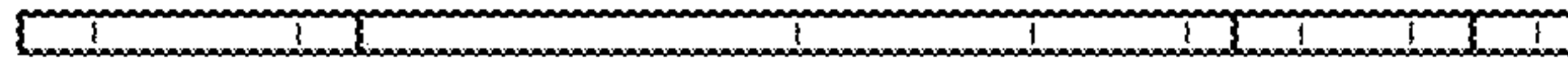


Fig. 7

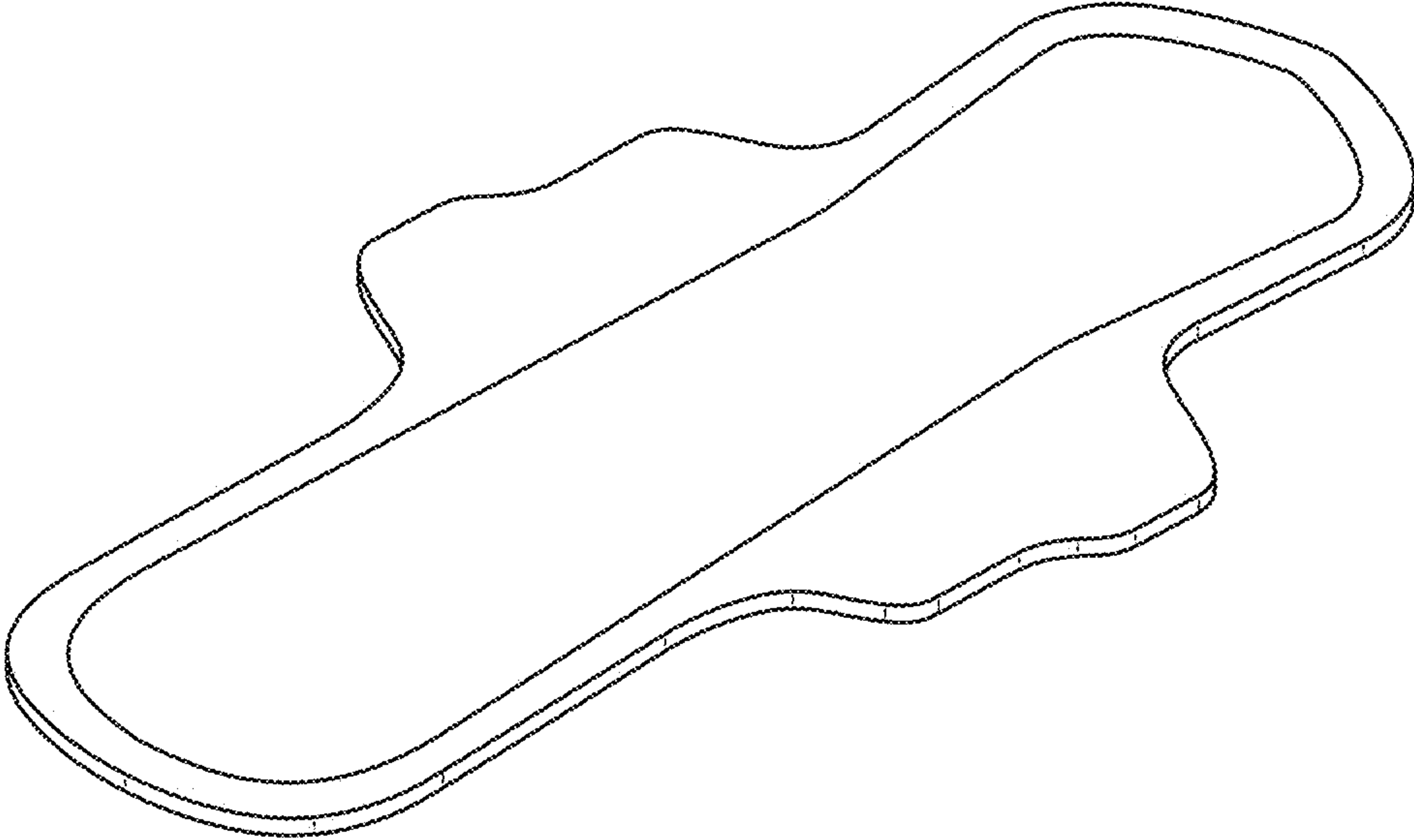


Fig. 8

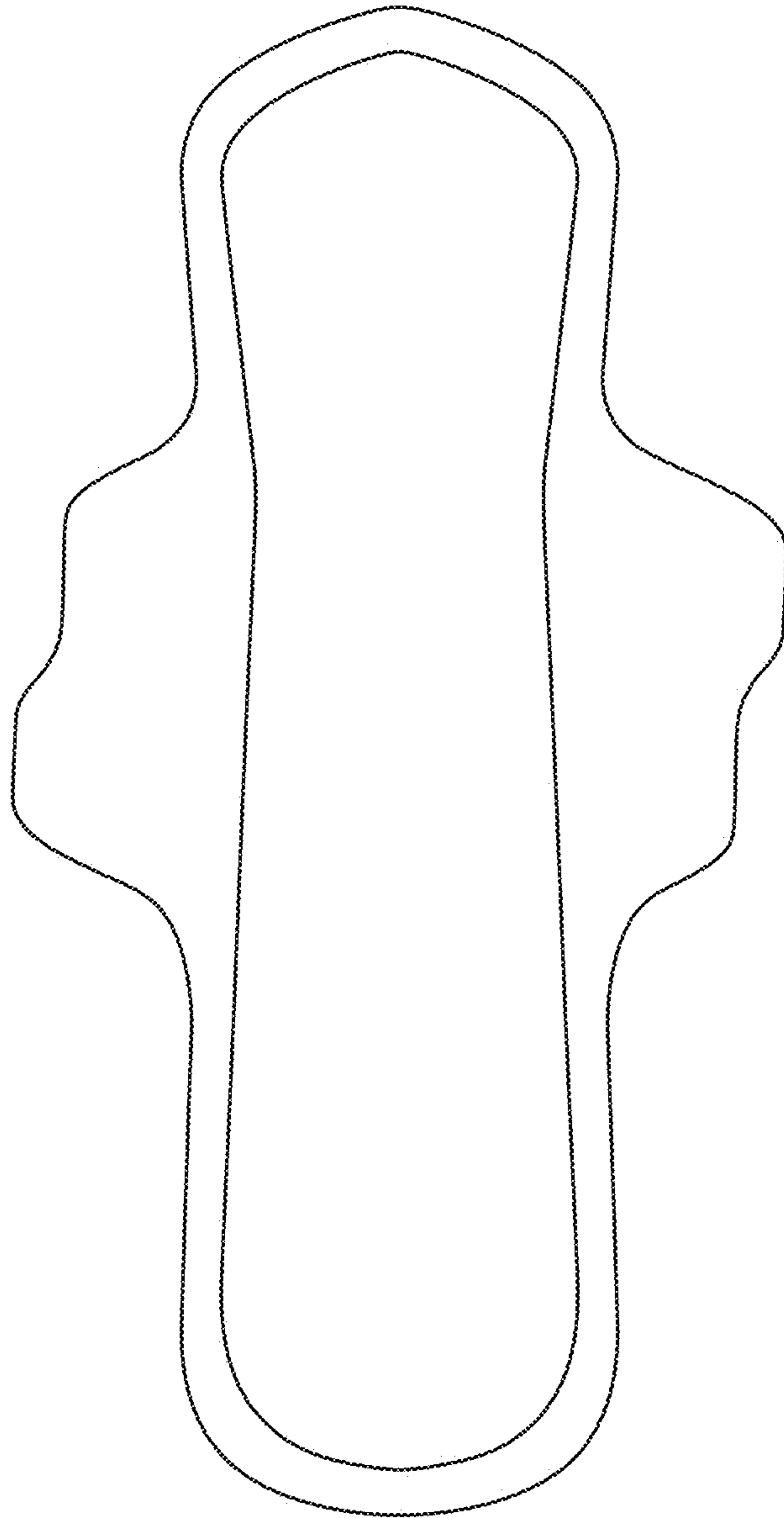


Fig. 9

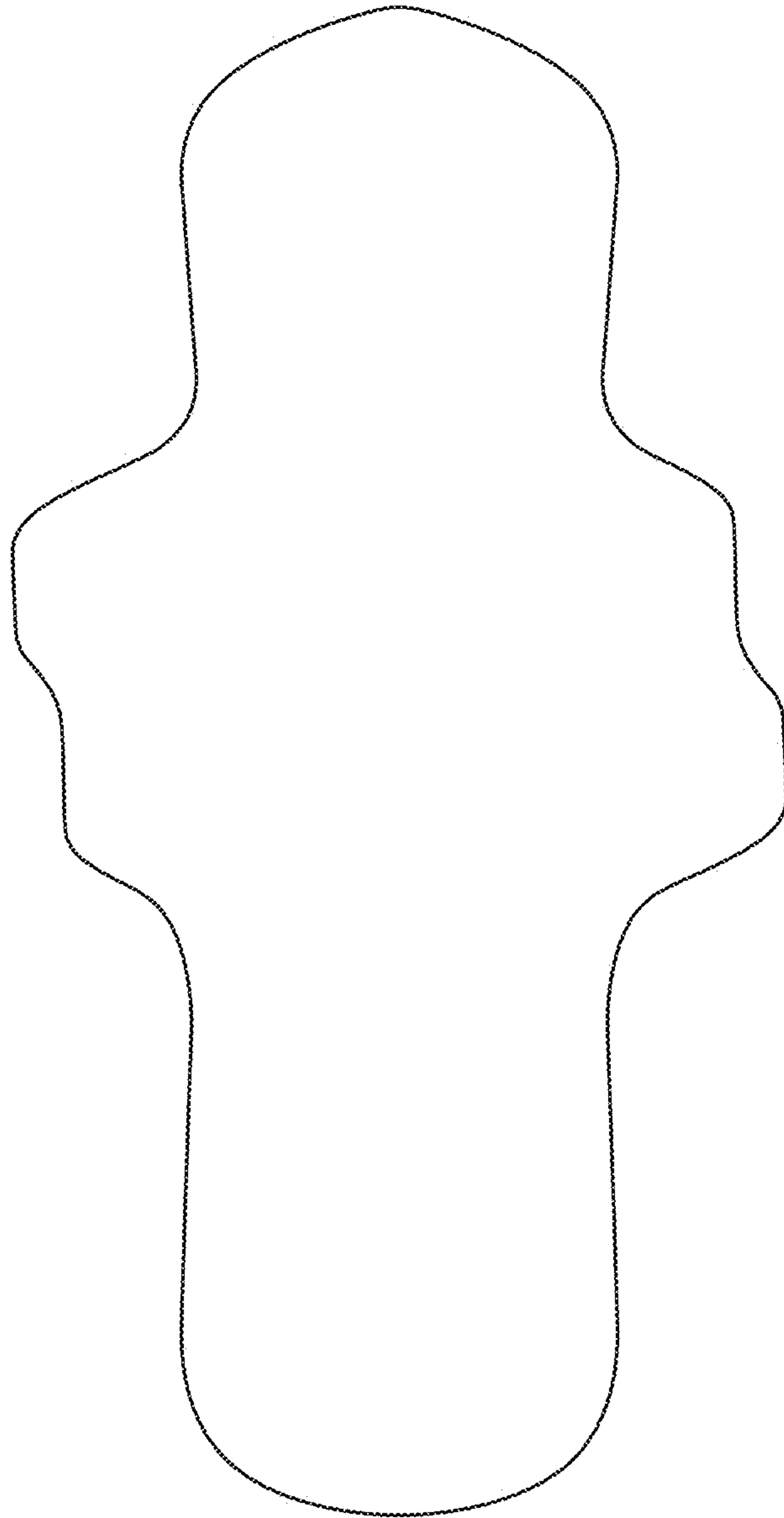


Fig. 10



Fig. 11




Fig. 12



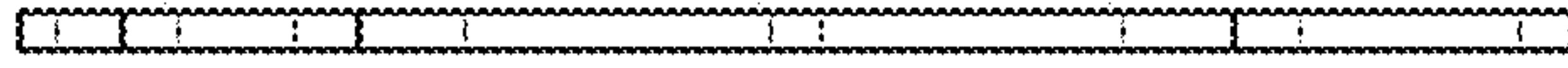


Fig. 13

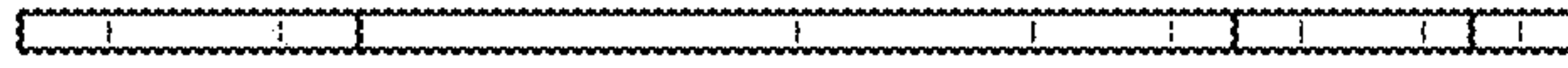


Fig. 14

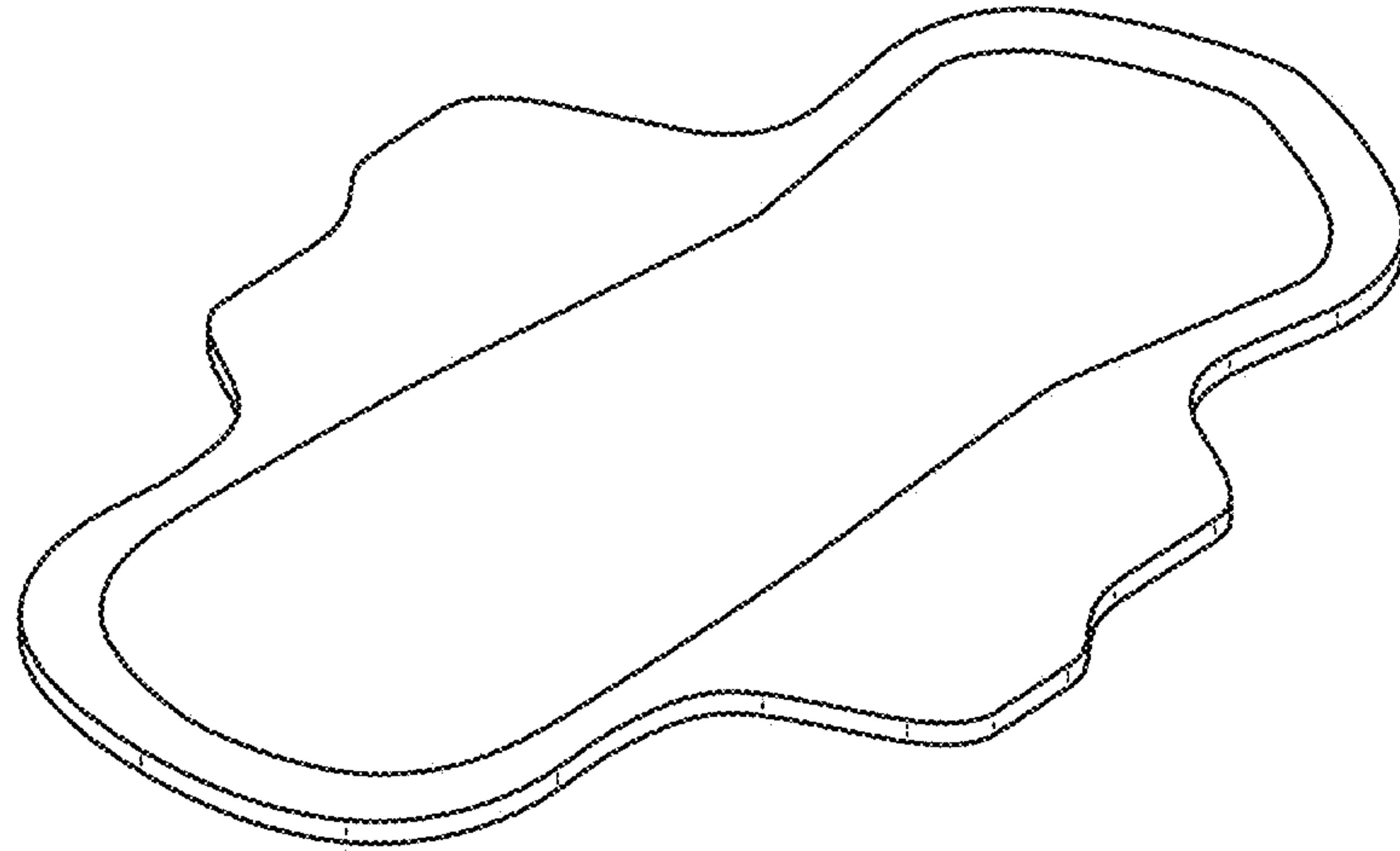


Fig. 15

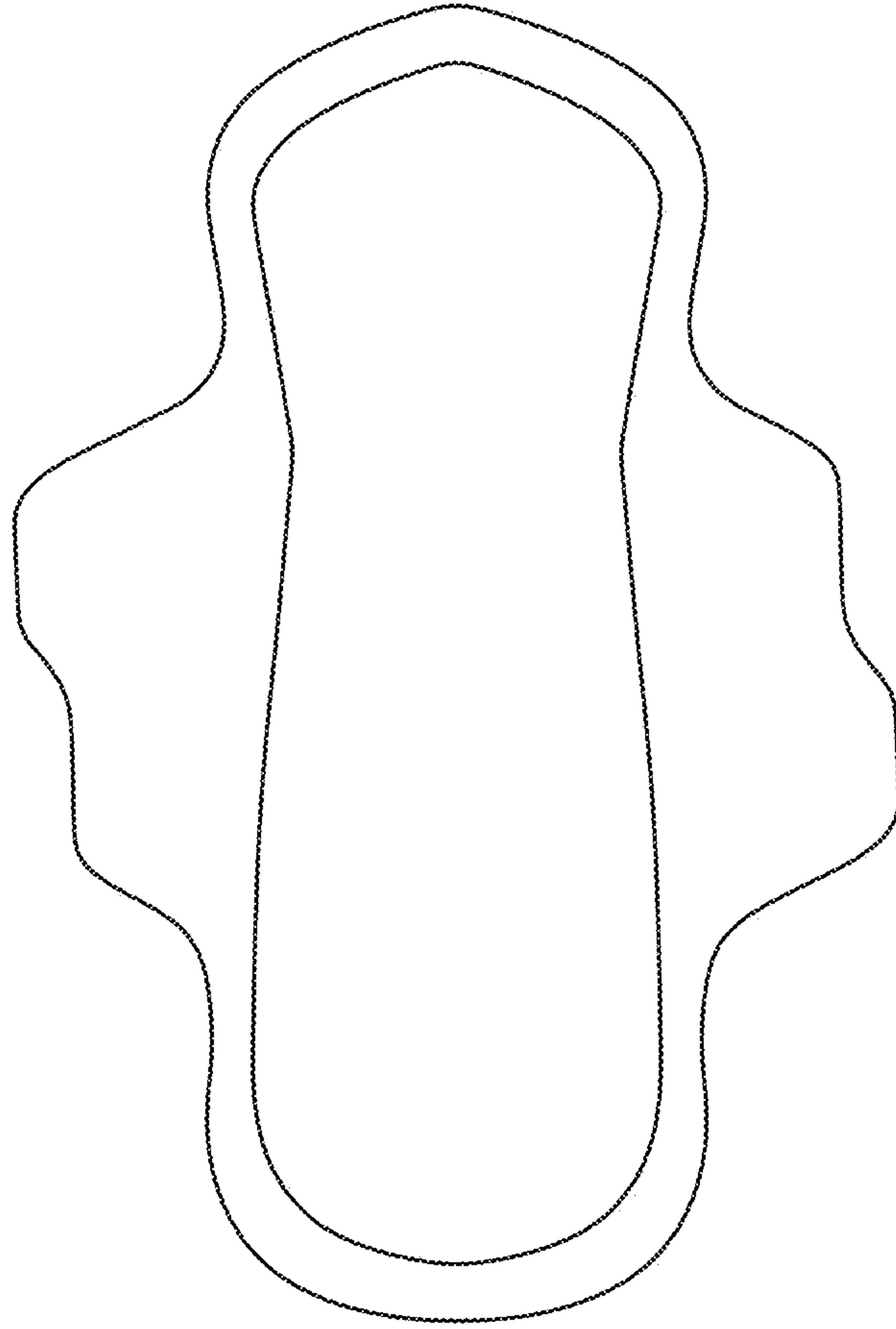


Fig. 16

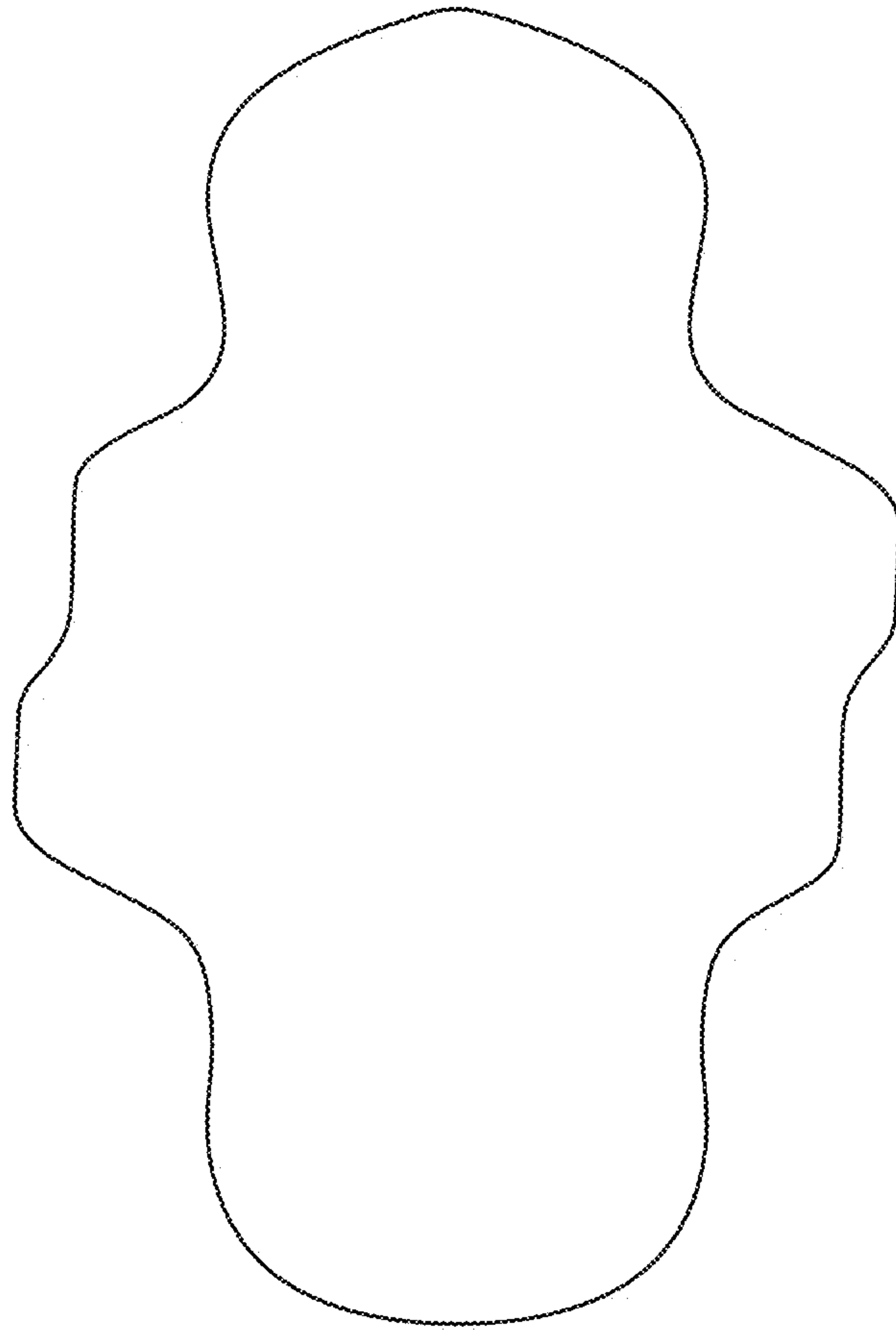


Fig. 17



Fig. 18





Fig. 19

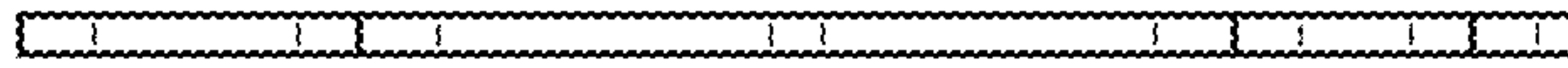


Fig. 20

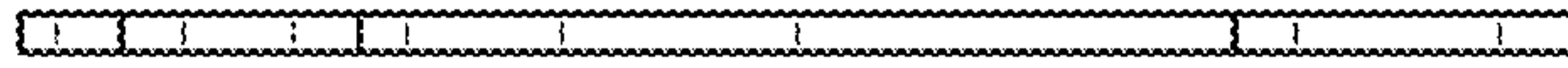


Fig. 21

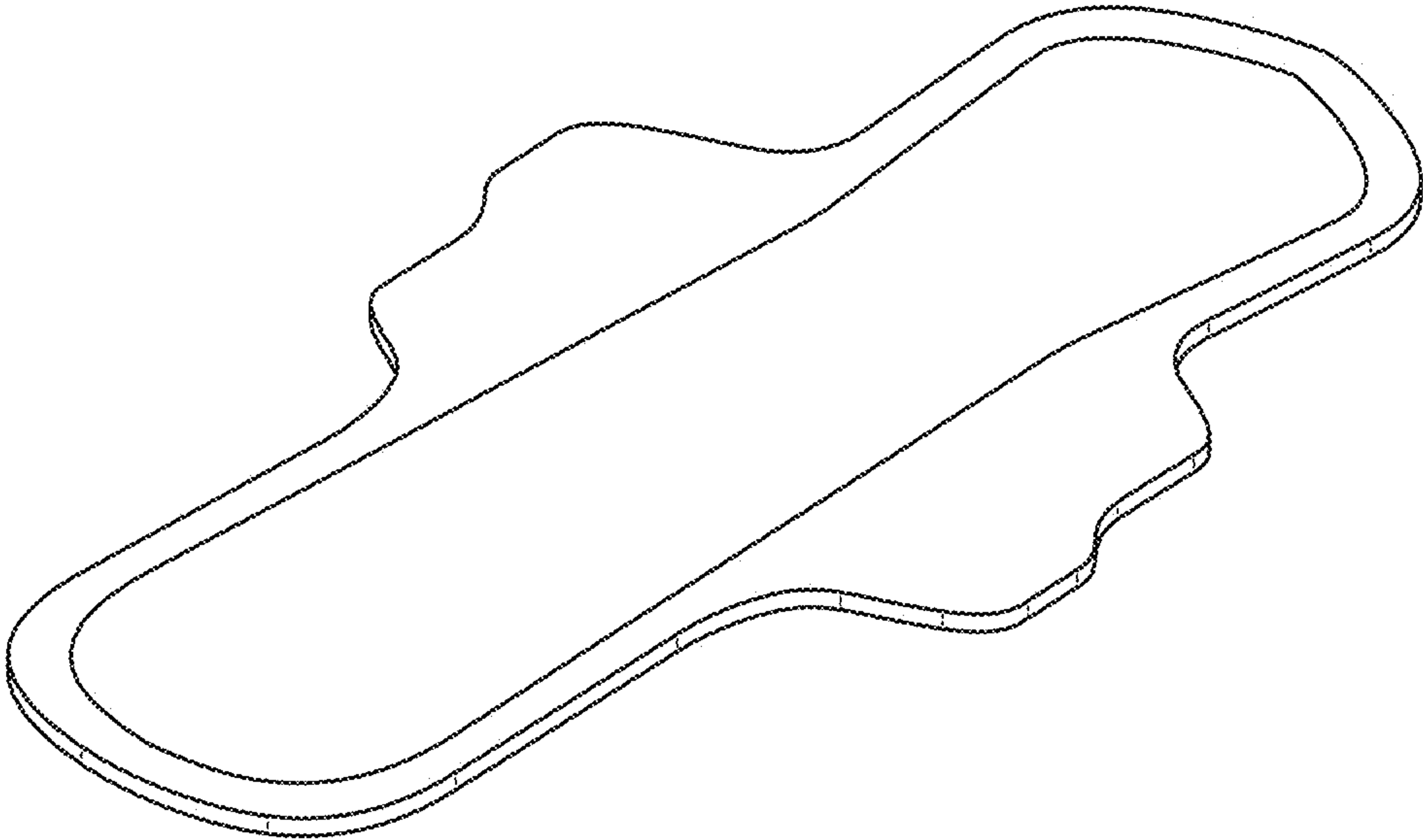


Fig. 22

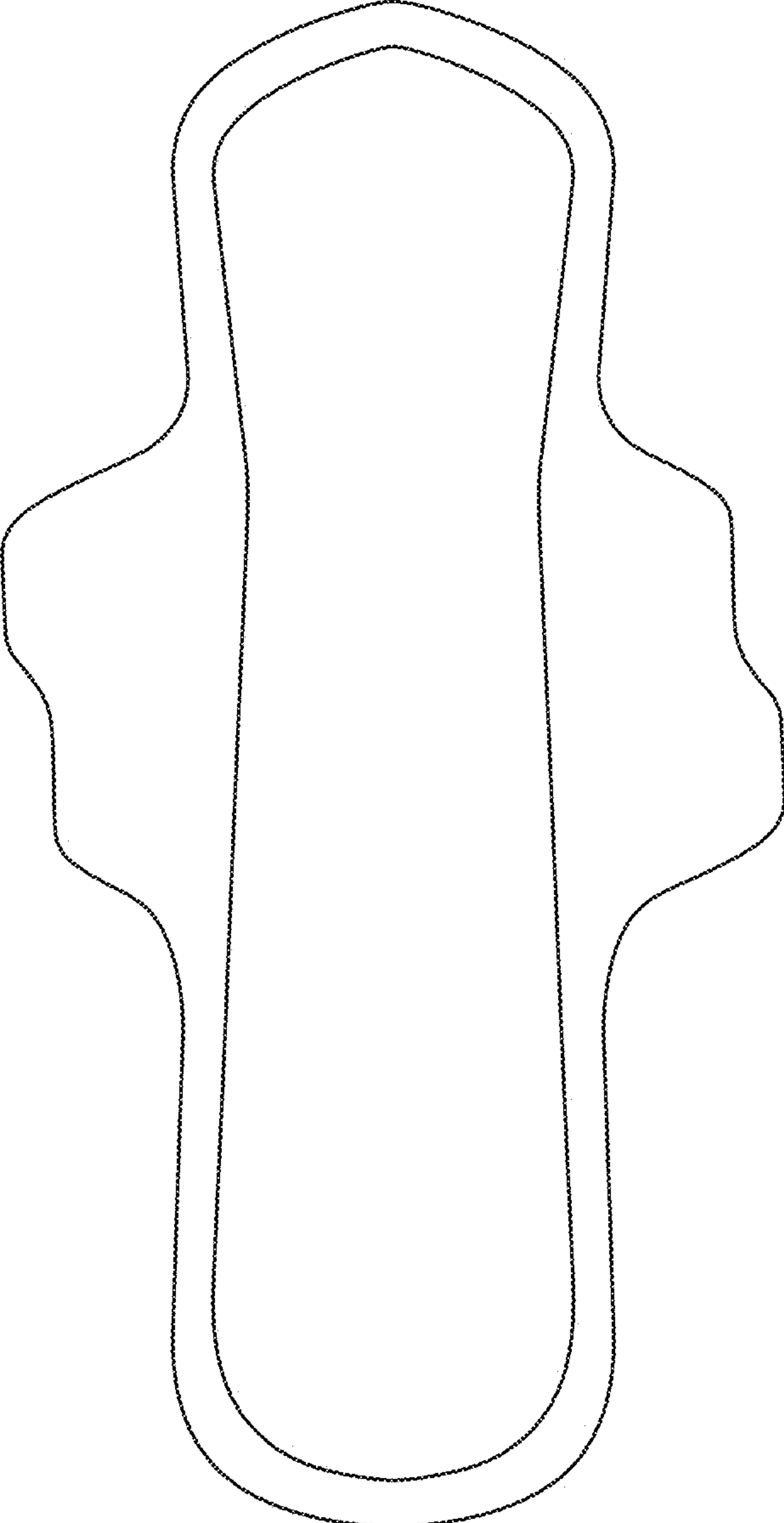


Fig. 23

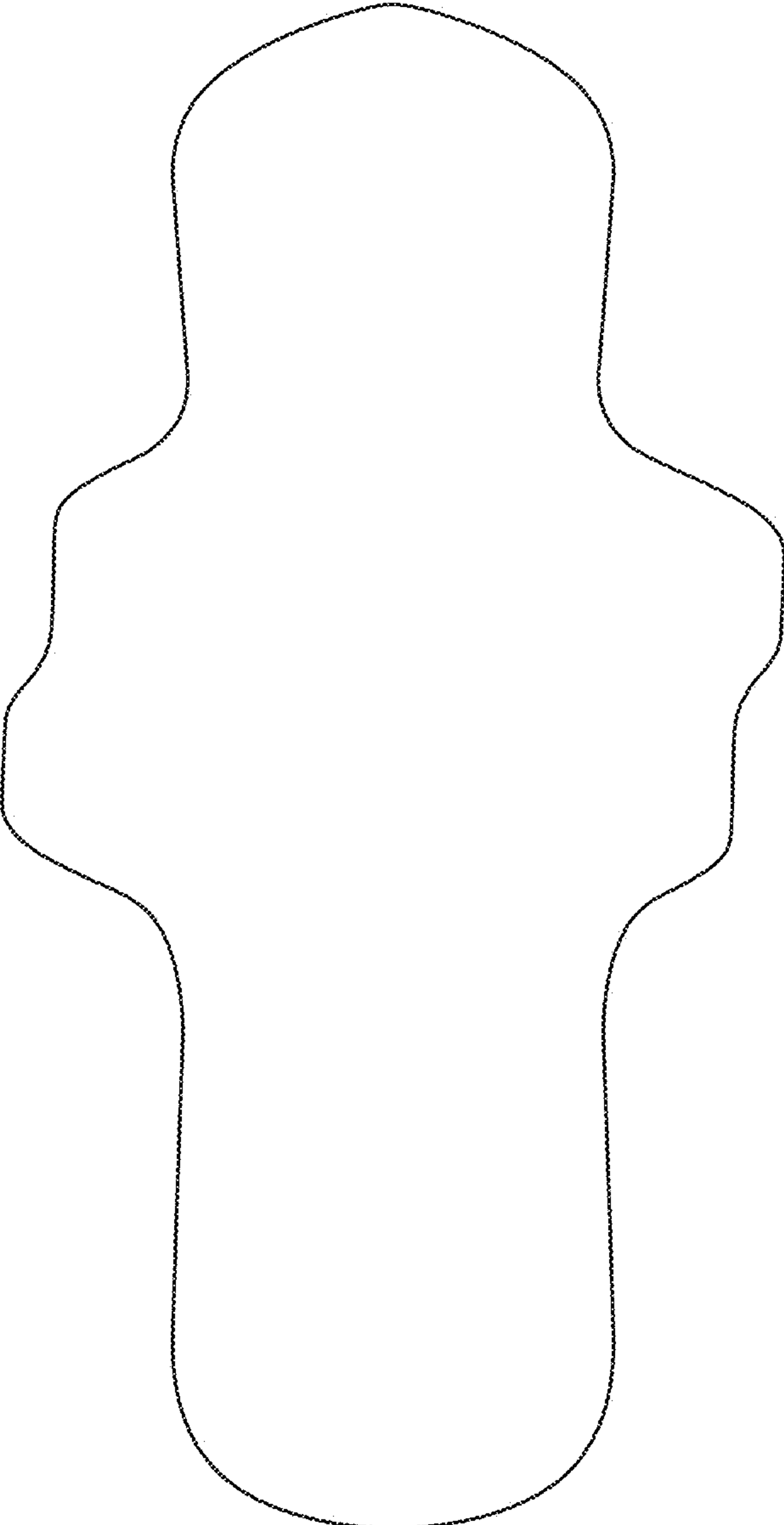


Fig. 24





Fig. 25



Fig. 26

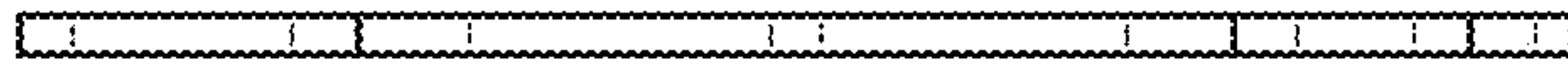


Fig. 27

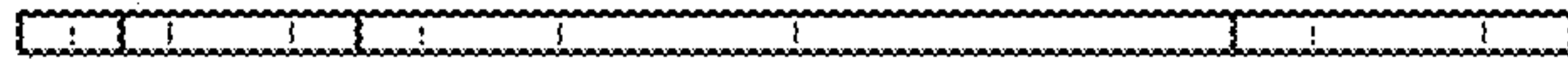


Fig. 28




Fig. 29

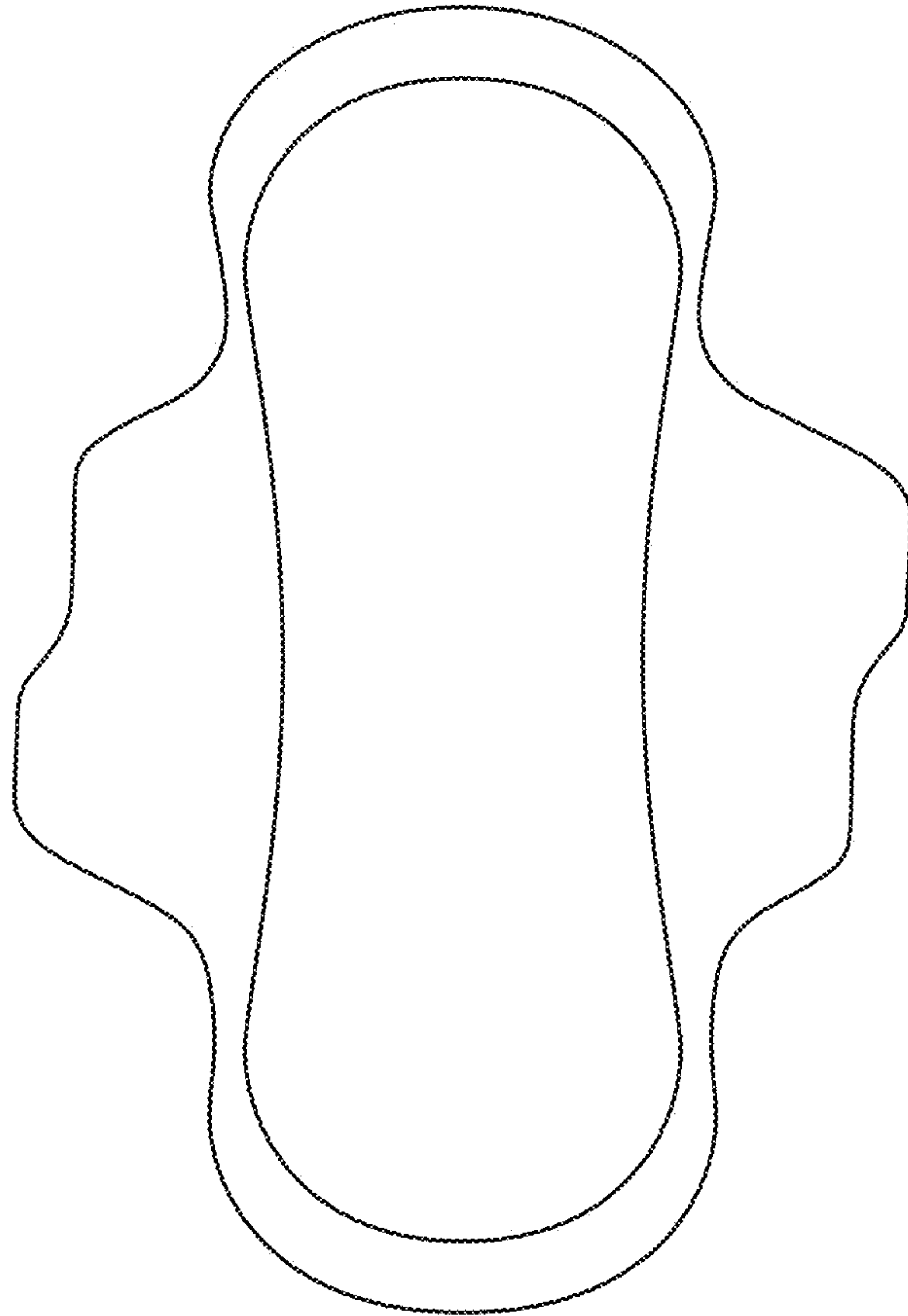


Fig. 30



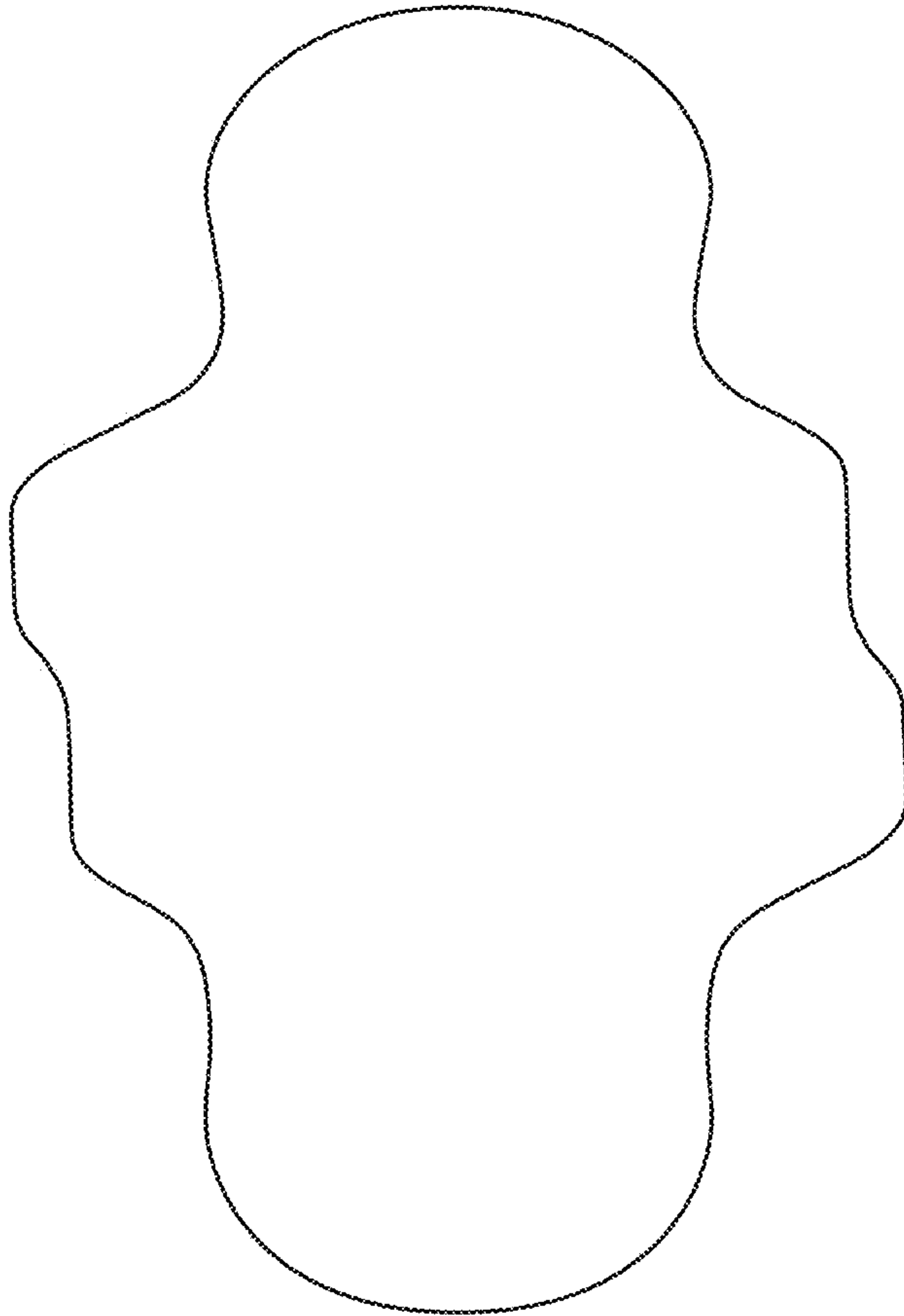


Fig. 31



Fig. 32



Fig. 33




Fig. 34

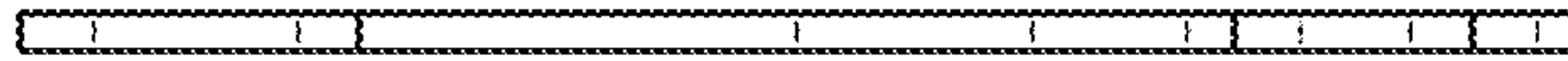


Fig. 35

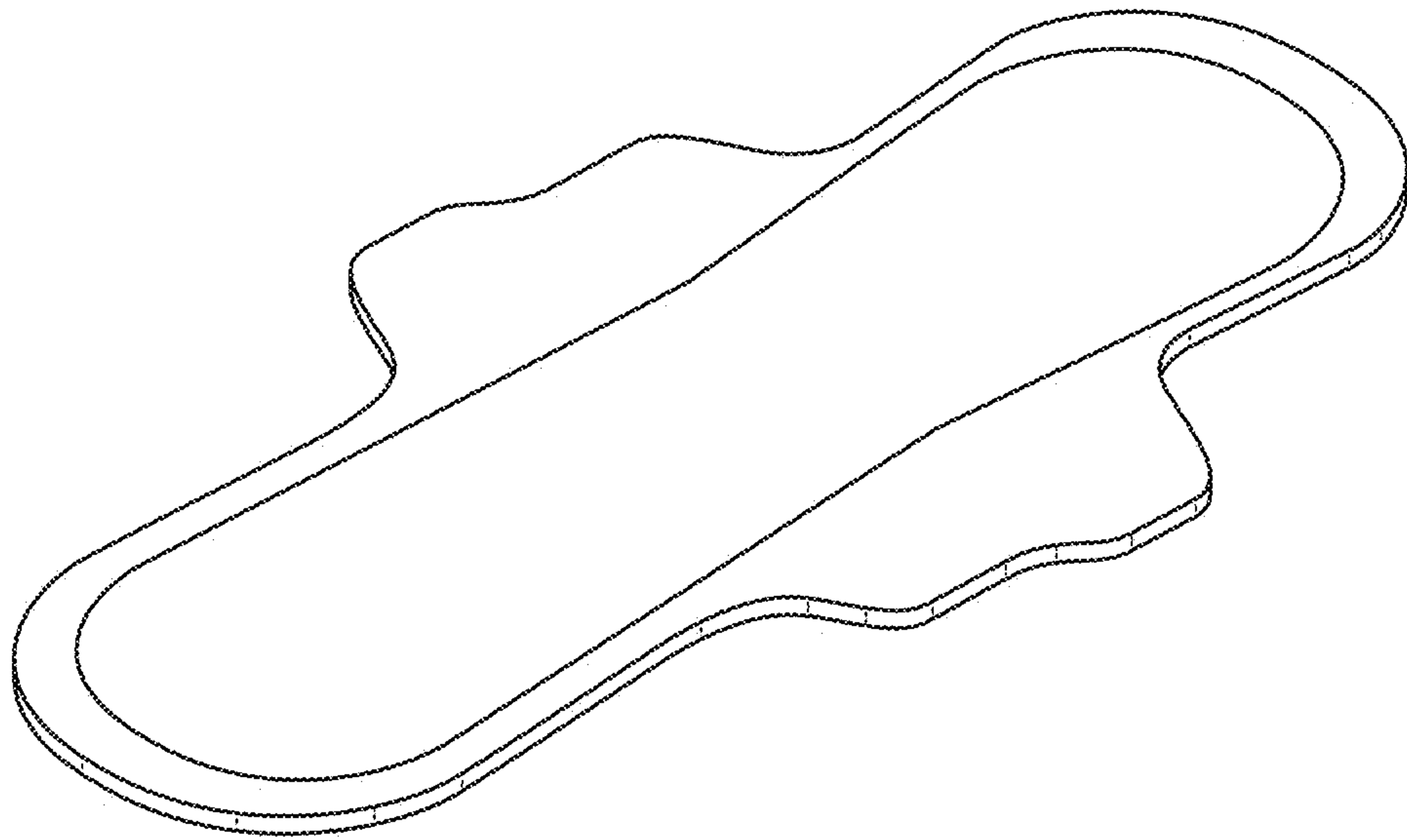


Fig. 36

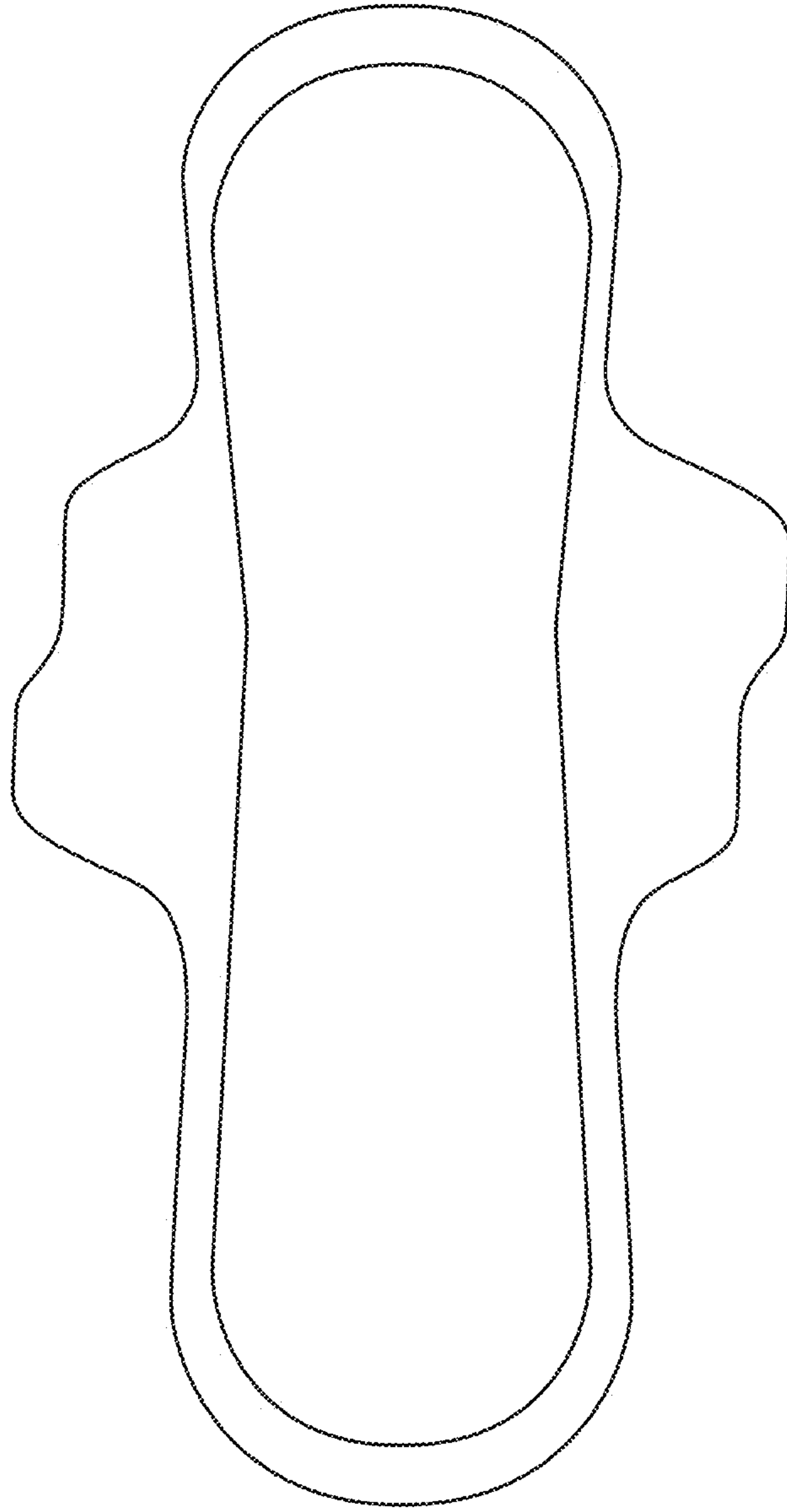


Fig. 37

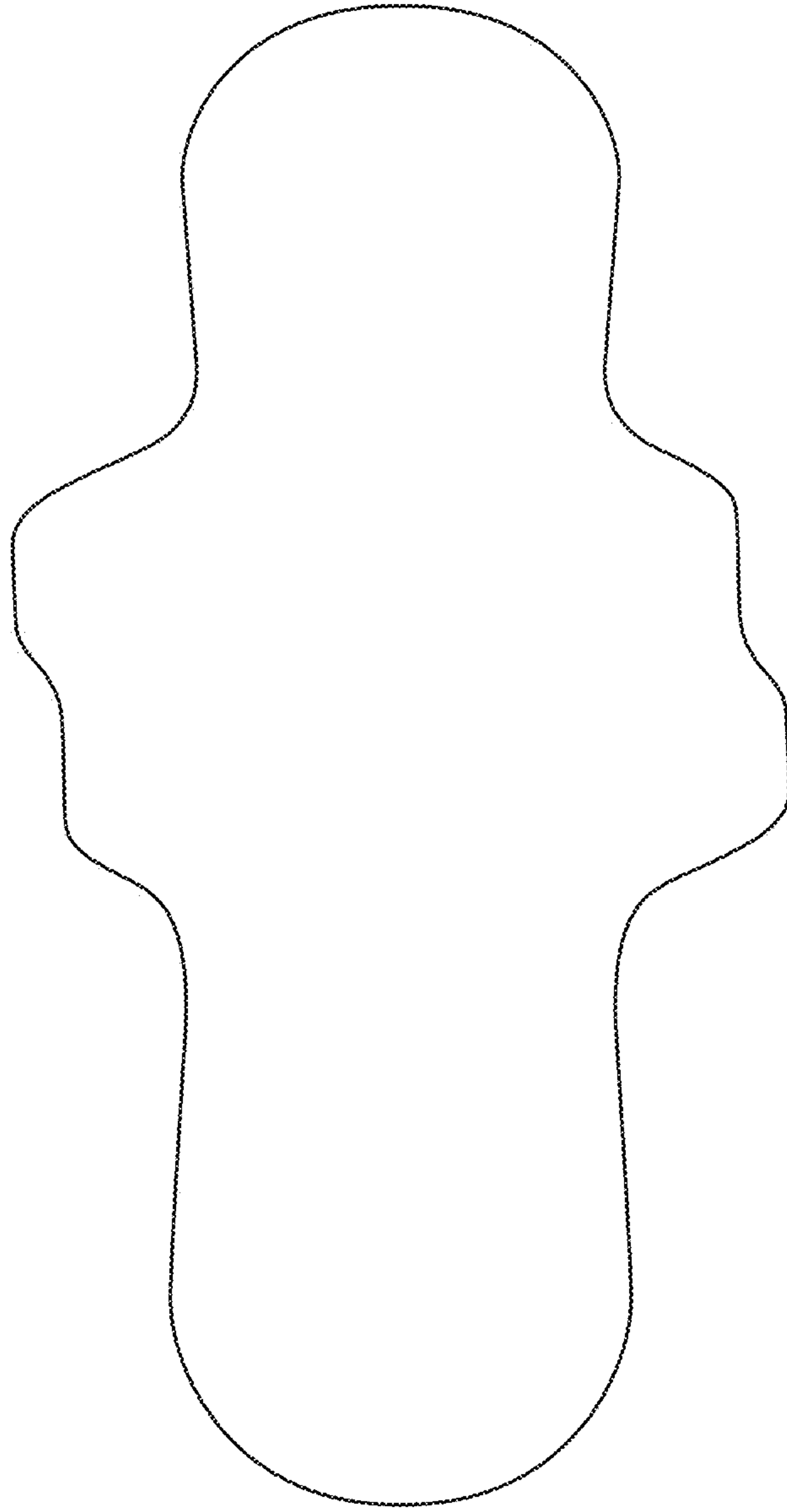


Fig. 38






Fig. 39



Fig. 40




Fig. 41

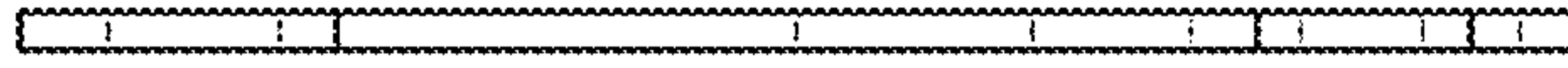


Fig. 42