



US00D902368S

(12) **United States Design Patent** (10) **Patent No.:** **US D902,368 S**
Zhong et al. (45) **Date of Patent:** **** Nov. 17, 2020**

(54) **AIR PURIFIER**

(71) Applicant: **XIAMEN VORK HEALTH INDUSTRY CO., LTD.**, Fujian (CN)

(72) Inventors: **Si Zhong**, Fujian (CN); **Yayu Wang**, Fujian (CN); **Faxin Xie**, Fujian (CN)

(73) Assignee: **Xiamen Vork Health Industry Co., Ltd.**, Fujian (CN)

(**) Term: **15 Years**

(21) Appl. No.: **29/693,254**

(22) Filed: **May 31, 2019**

(30) **Foreign Application Priority Data**

Dec. 3, 2018 (CN) 2018 3 0692664

(51) **LOC (12) Cl.** **23-04**

(52) **U.S. Cl.**
USPC **D23/364**

(58) **Field of Classification Search**
USPC D23/355-366, 352, 369, 332, 333, 335, D23/336, 342, 351; 422/120, 122; 55/356, 473, 504; 96/97; 261/DIG. 17, 261/DIG. 65, DIG. 88, DIG. 31
CPC .. A61L 9/16; A61L 9/22; B01D 47/00; B01D 47/027; B01D 2221/02; B01D 2259/4508; B03C 3/155; B03C 3/368; F24F 3/16; F24F 13/20; F24F 13/28; F24F 2001/0096
See application file for complete search history.

(56) **References Cited**

U.S. PATENT DOCUMENTS

D683,439 S * 5/2013 Choi D23/364
D722,152 S * 2/2015 Hu D23/356

D754,310 S * 4/2016 Norman D23/355
D755,359 S * 5/2016 Rentschler D23/355
D757,239 S * 5/2016 Kim D23/359
D758,558 S * 6/2016 McPhilliamy D23/364
D786,414 S * 5/2017 Kim D23/359
D786,415 S * 5/2017 Kim D23/359
D853,544 S * 7/2019 Vu D23/364
D861,147 S * 9/2019 He D23/360
D874,626 S * 2/2020 Protet D23/356
D878,530 S * 3/2020 Pan D23/364
D879,275 S * 3/2020 Mano D23/359

* cited by examiner

Primary Examiner — David G Muller

(74) *Attorney, Agent, or Firm* — Muncy, Geissler, Olds & Lowe, P.C.

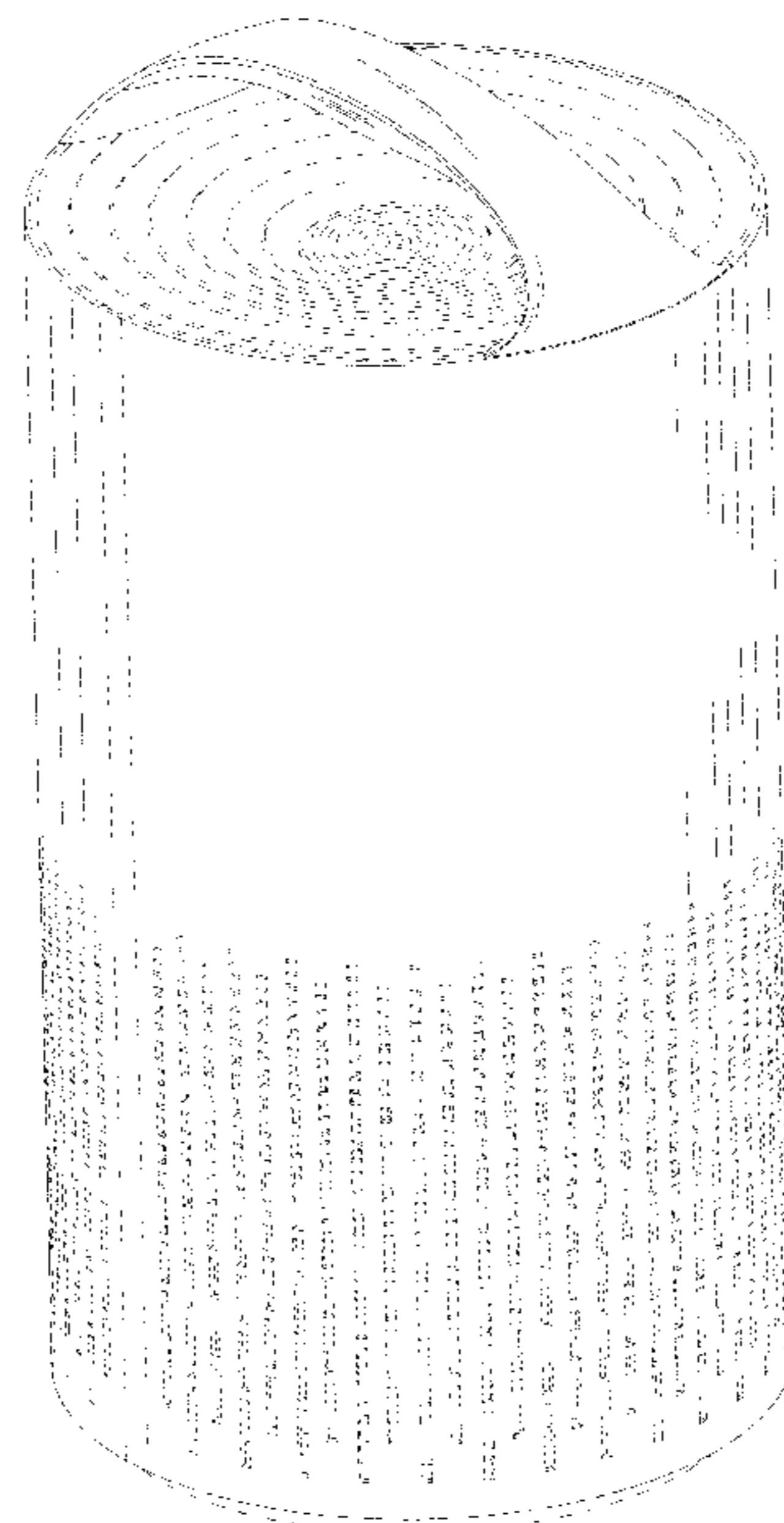
(57) **CLAIM**

The ornamental design for an air purifier, as shown and described.

DESCRIPTION

FIG. 1 is a front elevational view of an air purifier showing our new design;
FIG. 2 is a rear elevational view thereof;
FIG. 3 is a left side elevational view thereof;
FIG. 4 is a right side elevational view thereof;
FIG. 5 is a top plan view thereof;
FIG. 6 is a bottom plan view thereof;
FIG. 7 is a front, right and top perspective view thereof; and,
FIG. 8 is an enlarged partial view of the indicated portion on FIG. 1.
The broken lines illustrate portions of the air purifier which form no part of the claimed design.

1 Claim, 8 Drawing Sheets






FIG. 1

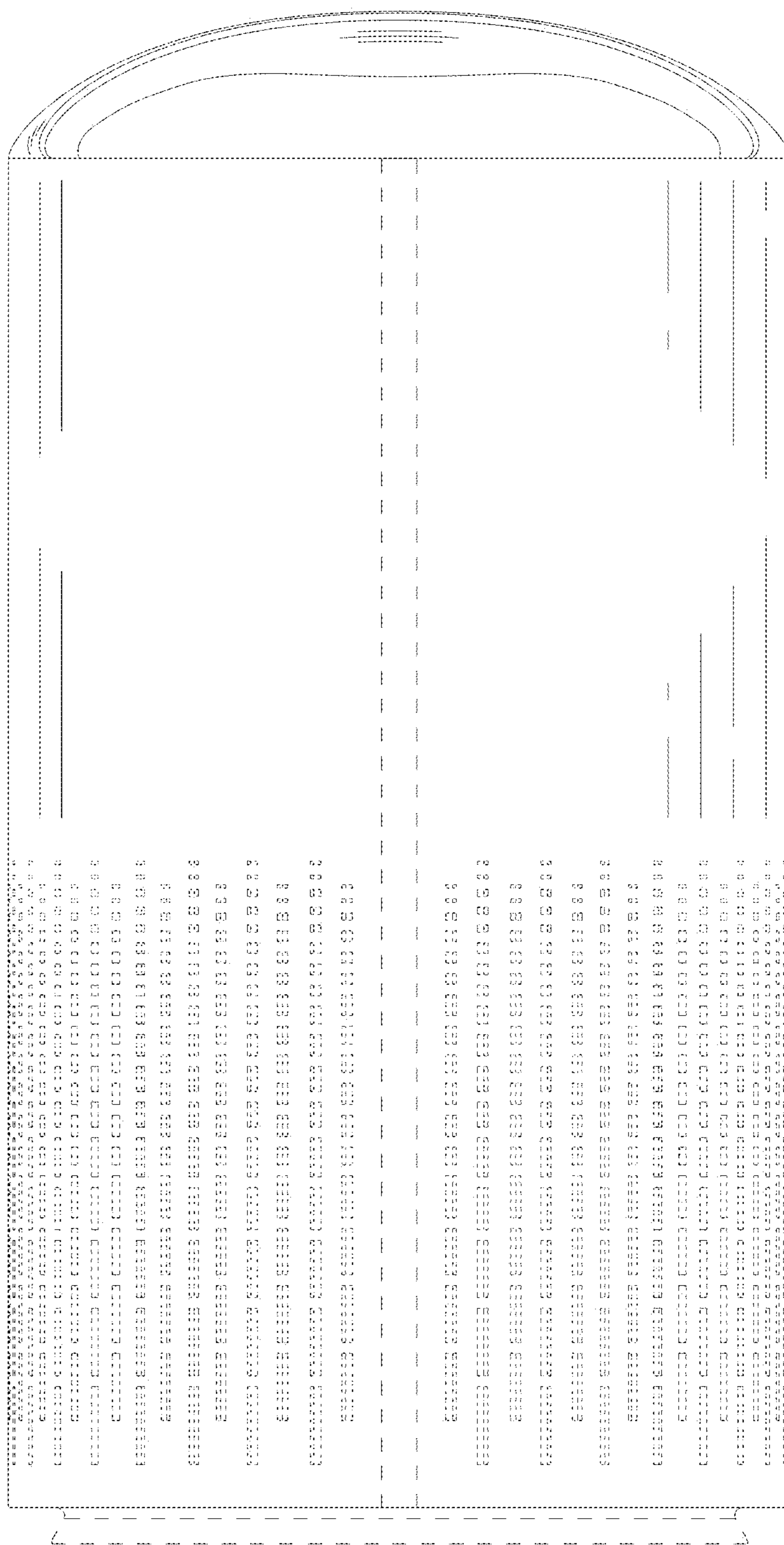


FIG.2

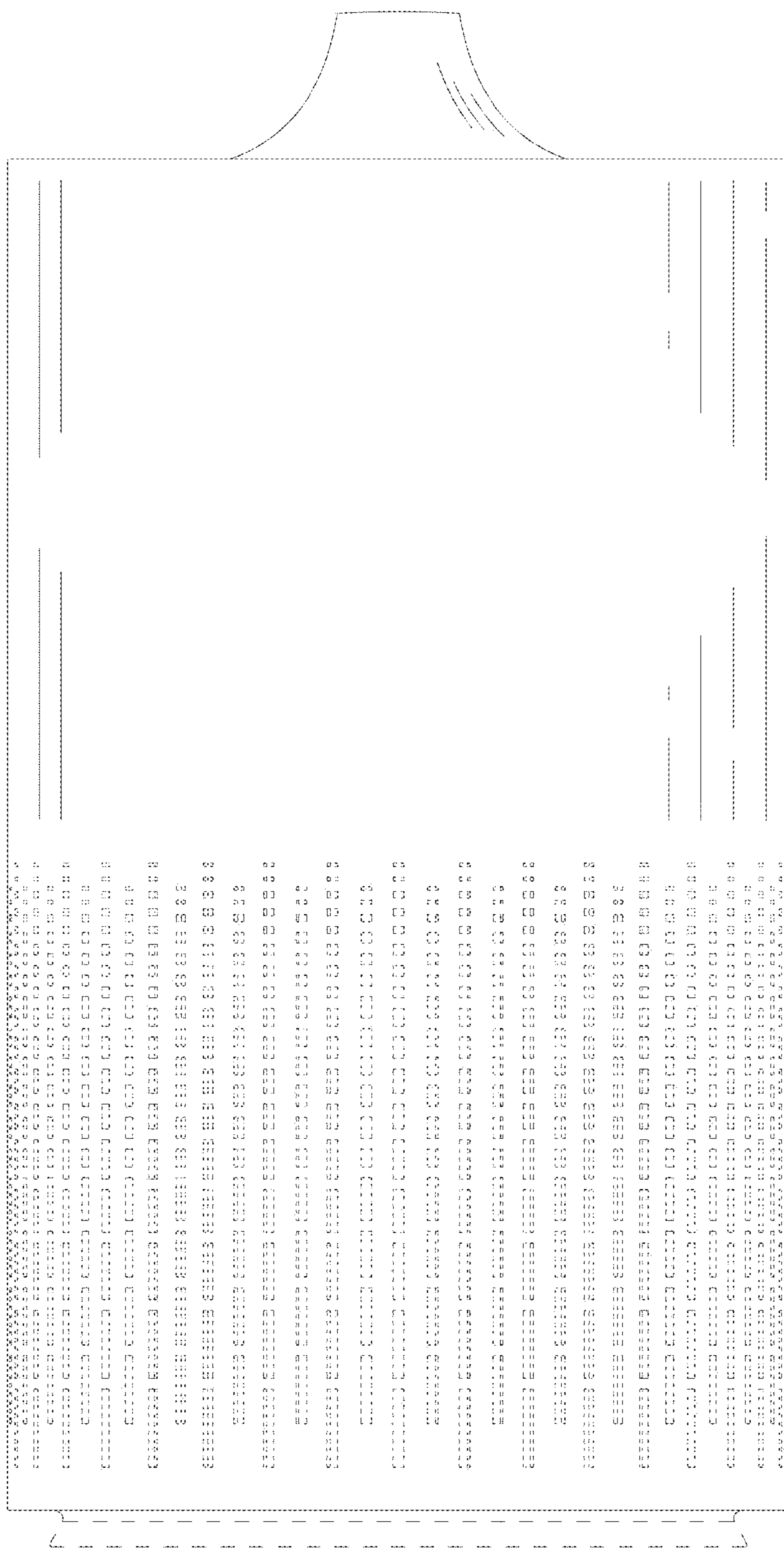


FIG.3

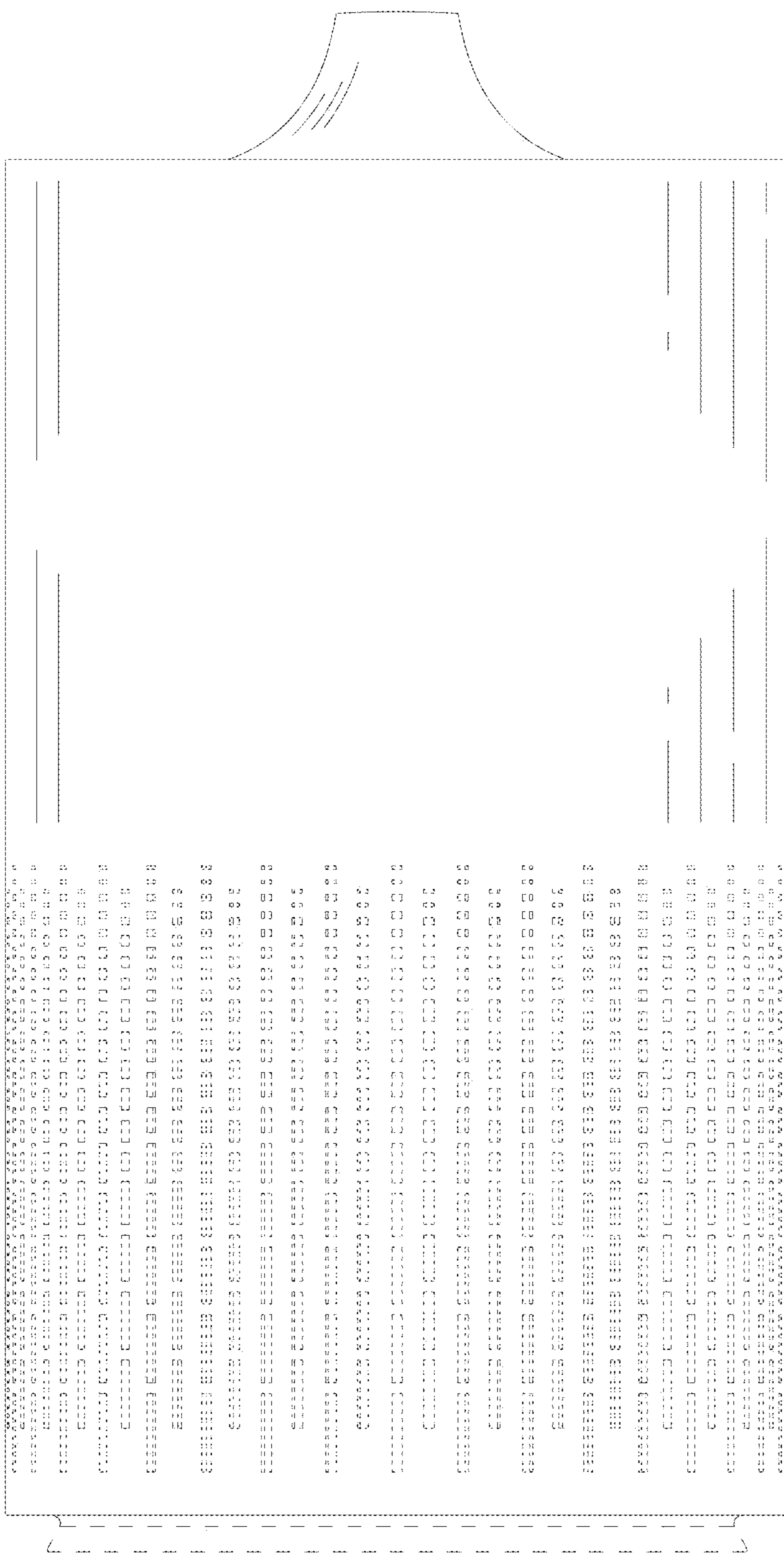


FIG.4

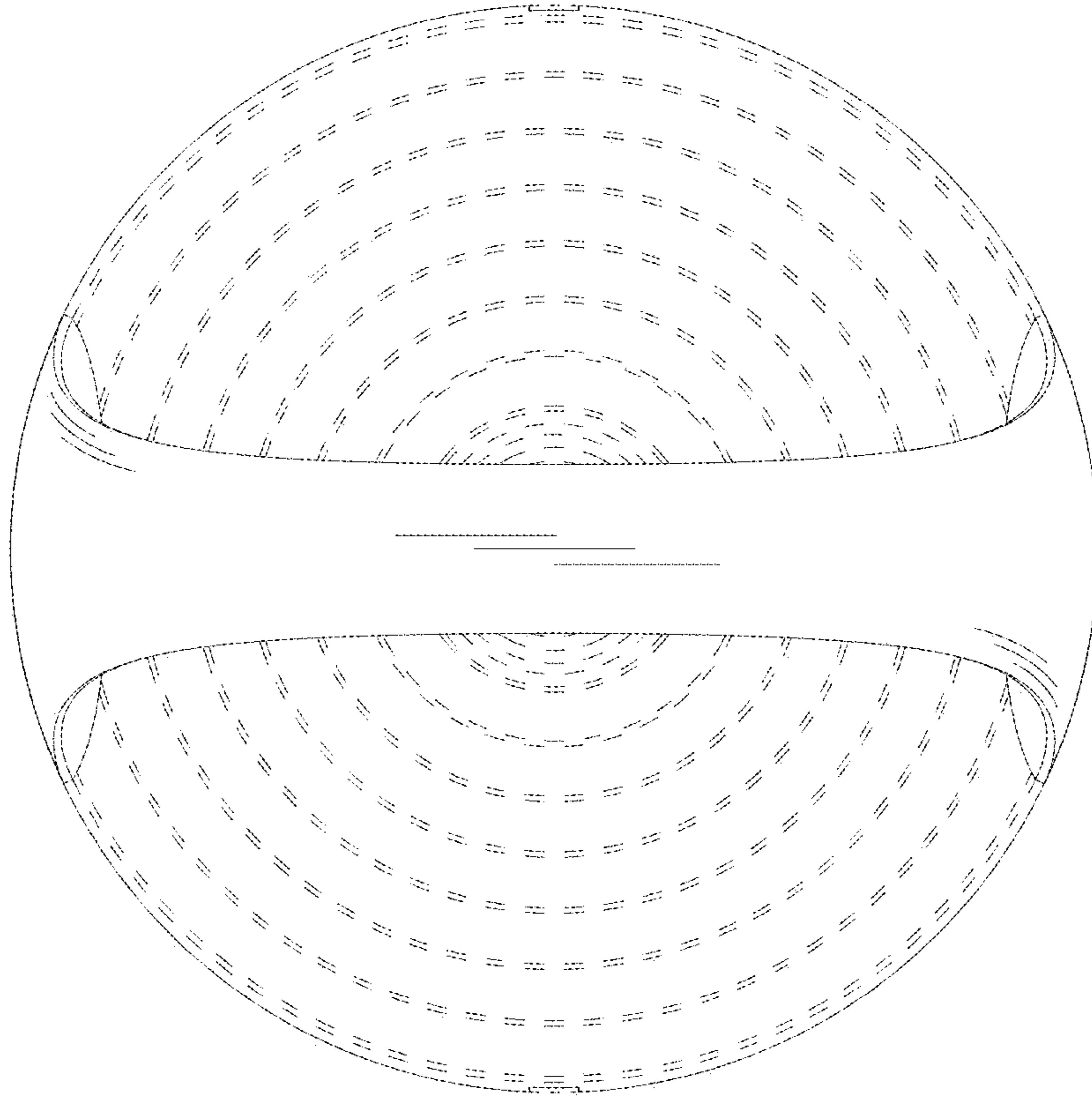


FIG.5




FIG.6




FIG.7

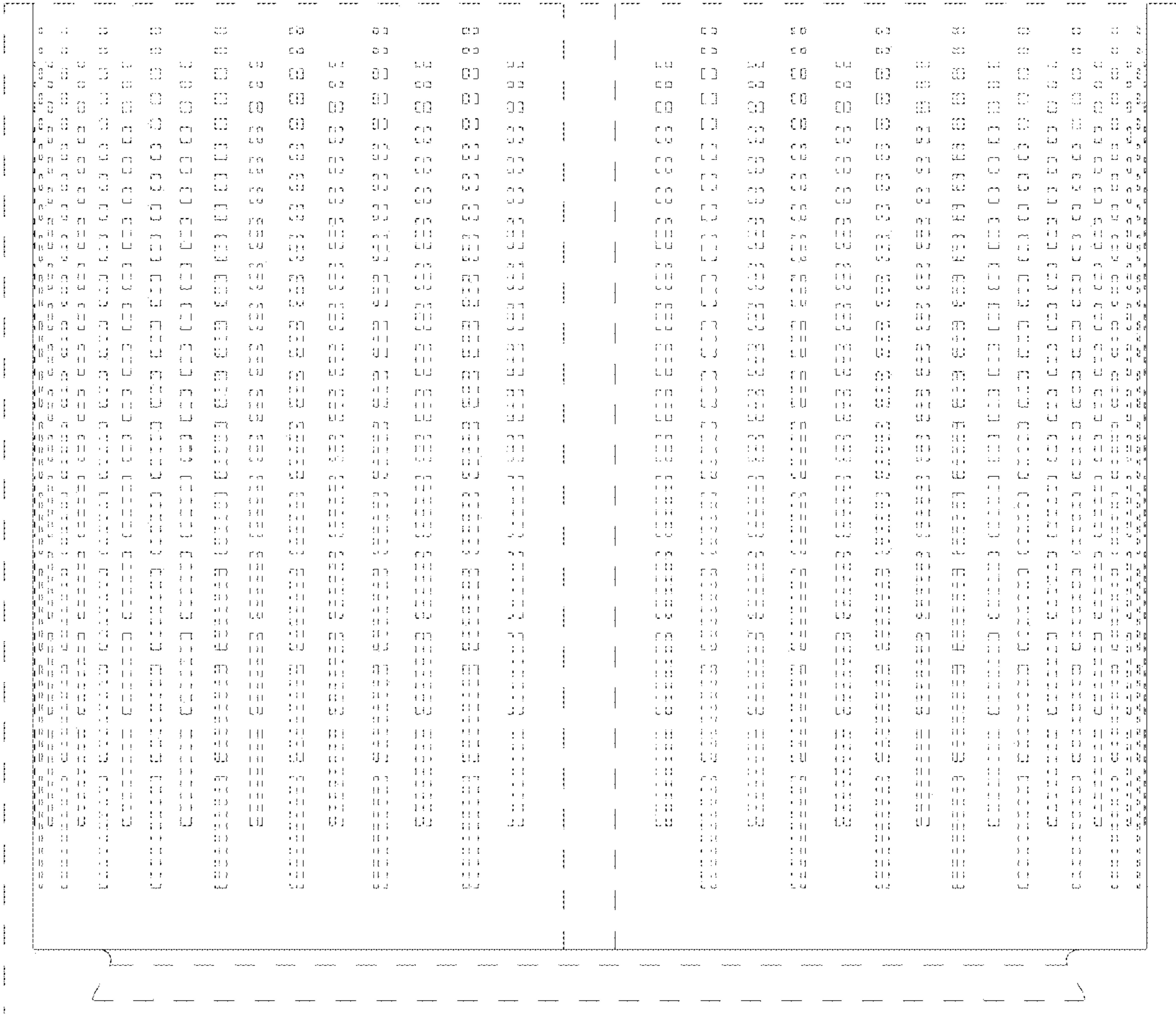


FIG.8