



US00D902342S

(12) **United States Design Patent**
Xu et al.

(10) **Patent No.:** **US D902,342 S**

(45) **Date of Patent:** **** Nov. 17, 2020**

(54) **DIP NET FRAME WITH LOCKABLE AND FOLDABLE HANDLE**

(71) Applicant: **HANGZHOU FUFAN INDUSTRY CO., LTD.**, Hangzhou (CN)

(72) Inventors: **Hongjian Xu**, Hangzhou (CN); **Shu Lin**, Hangzhou (CN); **Linrong Hong**, Hangzhou (CN); **Huihai Ge**, Hangzhou (CN); **Xiong Li**, Hangzhou (CN)

(73) Assignee: **HANGZHOU FUFAN INDUSTRY CO., LTD.**, Hangzhou (CN)

(**) Term: **15 Years**

(21) Appl. No.: **29/696,160**

(22) Filed: **Jun. 25, 2019**

(51) **LOC (12) Cl.** **22-05**

(52) **U.S. Cl.**
USPC **D22/135**

(58) **Field of Classification Search**
USPC D32/35, 40-43, 1, 46; 210/167.2, 238;
D22/135
CPC A61L 2/10; G01N 21/00; A01K 77/00;
E04H 4/00; E04H 4/14
See application file for complete search history.

(56) **References Cited**

U.S. PATENT DOCUMENTS

- 939,381 A * 11/1909 Barnes A01K 77/00
43/12
- D319,681 S * 9/1991 Mengo D22/135
- D330,444 S * 10/1992 Wall D22/135
- D381,781 S * 7/1997 Clay D22/135
- D391,620 S * 3/1998 Lucas D22/135
- 6,058,642 A * 5/2000 Branneman A01K 77/00
43/12
- D469,154 S * 1/2003 French D22/135
- D492,825 S * 7/2004 Pecci D32/35
- D526,042 S * 8/2006 Corbett D22/135

- D549,800 S * 8/2007 Corbett D22/135
- D638,182 S * 5/2011 Rossano D32/35
- D686,691 S * 7/2013 Blood D22/135
- D832,540 S * 10/2018 Larouche D32/35
- D868,206 S * 11/2019 Carriere D23/209
- D884,118 S * 5/2020 Xu D22/135
- D884,826 S * 5/2020 Xu D22/135
- D894,323 S * 8/2020 Byrd D22/135
- 2002/0030324 A1 * 3/2002 Macaluso A63B 71/022
273/400

(Continued)

FOREIGN PATENT DOCUMENTS

CN 305352385 * 9/2019

OTHER PUBLICATIONS

Cheap Landing Fishing Nets, Alibaba.com website 2020, <https://guide.alibaba.com/shopping-guides/landing-fishing-nets.html> [8/27/], site visited 2020.*

Primary Examiner — John R Yeh

(74) *Attorney, Agent, or Firm* — Jiwen Chen; Jacobson Holman PLLC


(57) **CLAIM**

The ornamental design for the dip net frame with lockable and foldable handle, as shown and described.

DESCRIPTION

FIG. 1 is a perspective view of the dip net frame with lockable and foldable handle showing the design; FIG. 2 is a front elevational view thereof; FIG. 3 is a rear elevational view thereof; FIG. 4 is a left side view thereof; FIG. 5 is a right side view thereof; FIG. 6 is a top plan view thereof; FIG. 7 is a bottom plan view thereof; and, FIG. 8 is a perspective view thereof where the handle is folded and locked.

1 Claim, 6 Drawing Sheets



(56)

References Cited

U.S. PATENT DOCUMENTS

2002/0178640 A1* 12/2002 Maguire A01K 77/00
43/7
2004/0108259 A1* 6/2004 Giannantonio E04H 4/1254
210/167.2
2005/0024872 A1* 2/2005 Love A01K 77/00
362/253
2006/0026890 A1* 2/2006 Kleckner A01K 77/00
43/12
2019/0053475 A1* 2/2019 Xu A01K 74/00
2020/0163317 A1* 5/2020 Xu A01K 77/00
2020/0163318 A1* 5/2020 Xu F21V 33/008

* cited by examiner

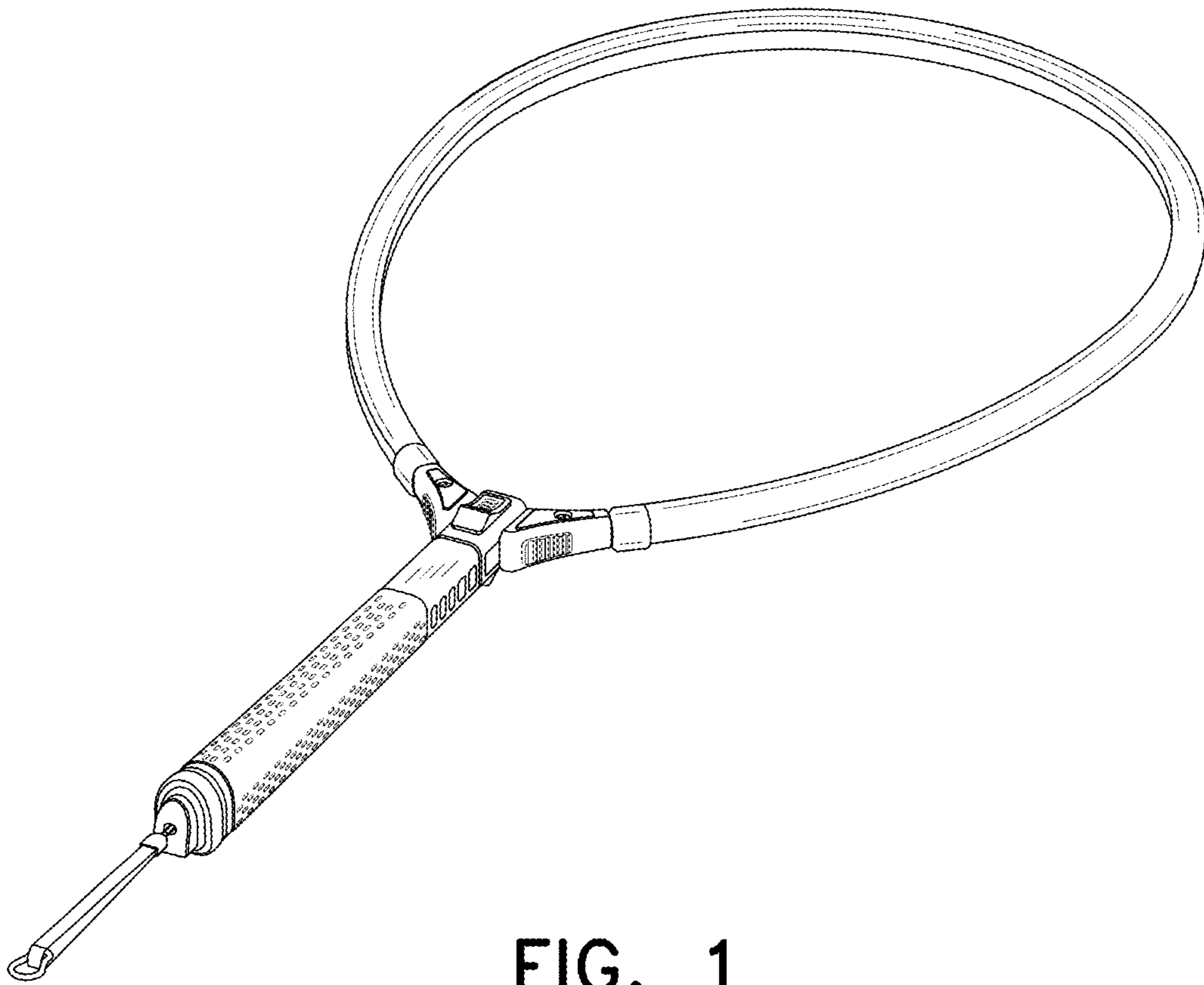


FIG. 1

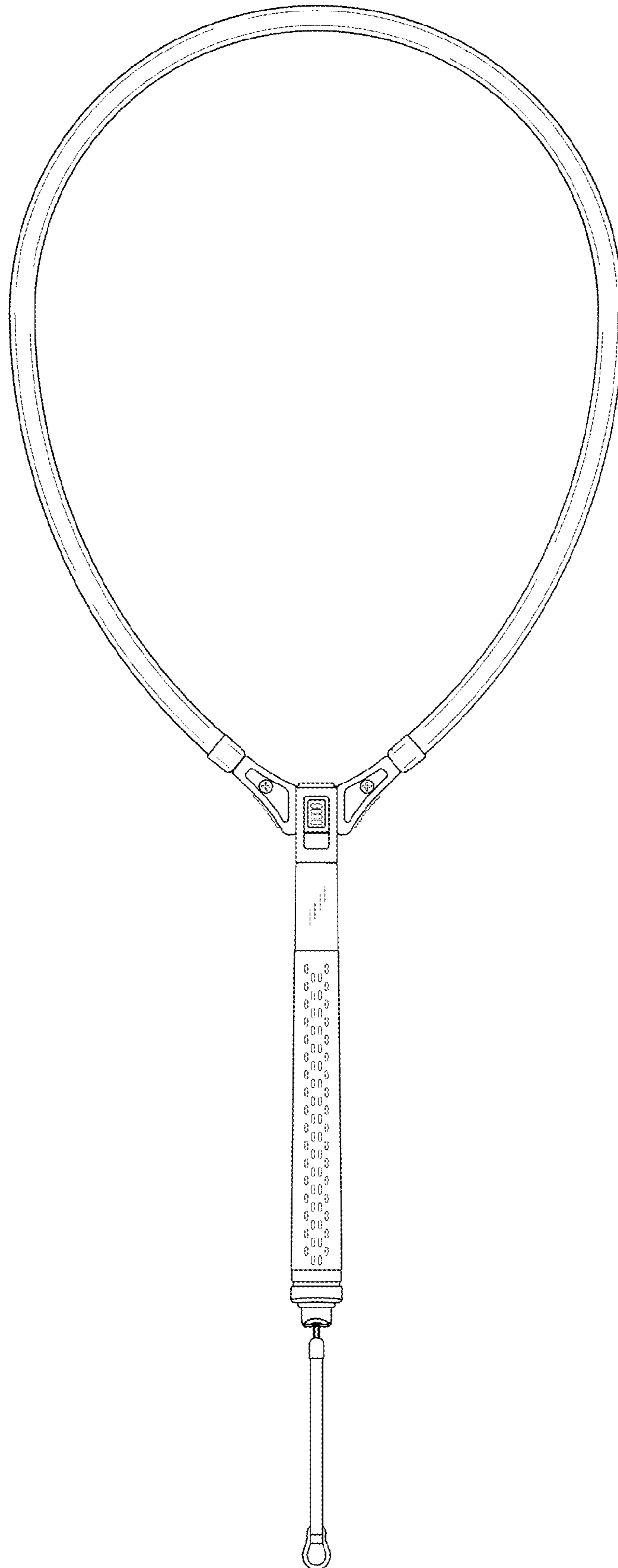


FIG. 2

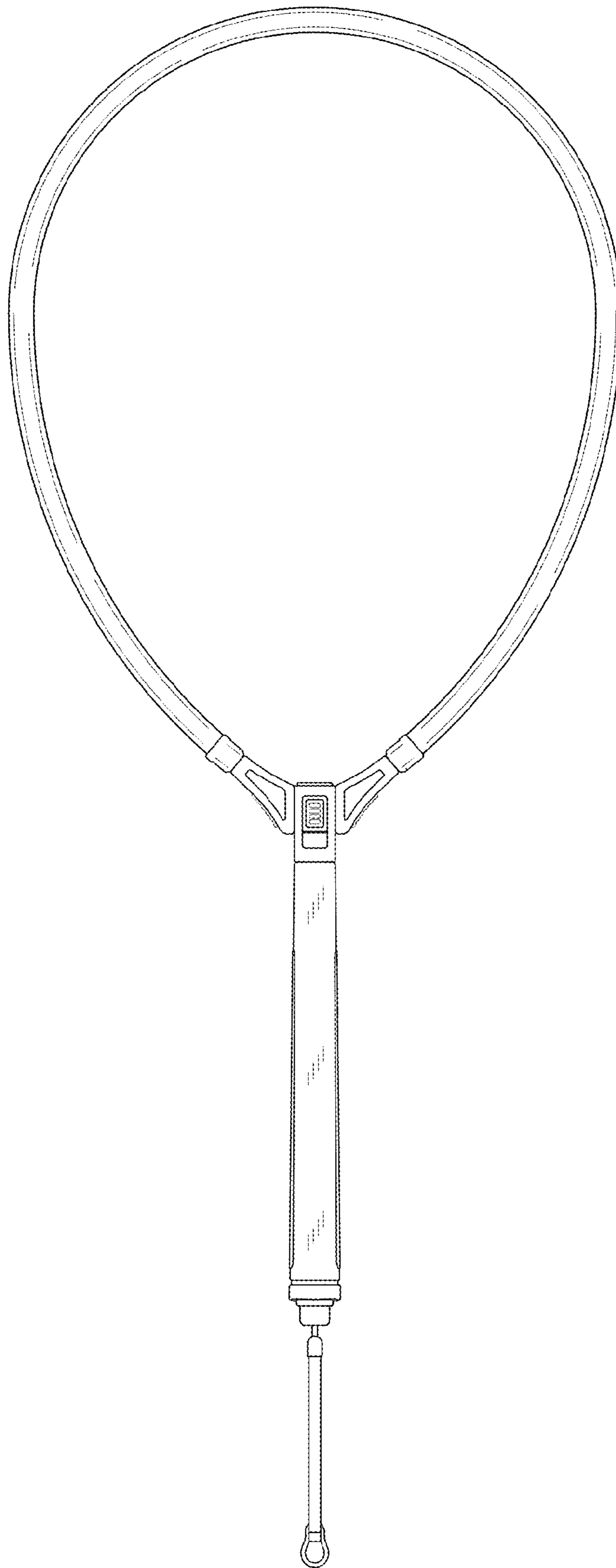


FIG. 3

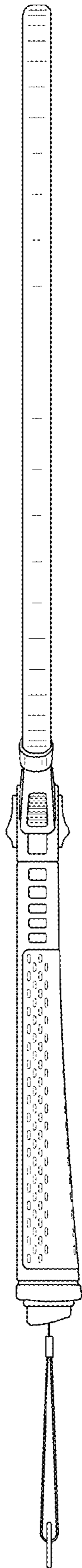


FIG. 4

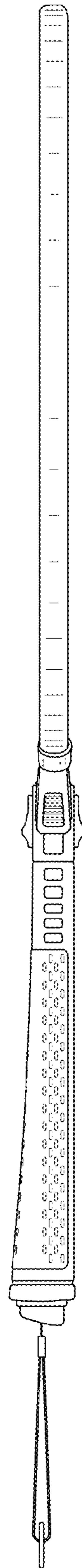


FIG. 5

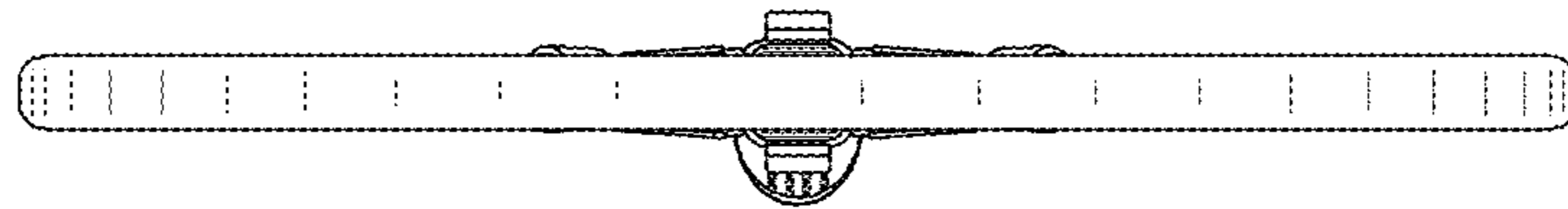


FIG. 6

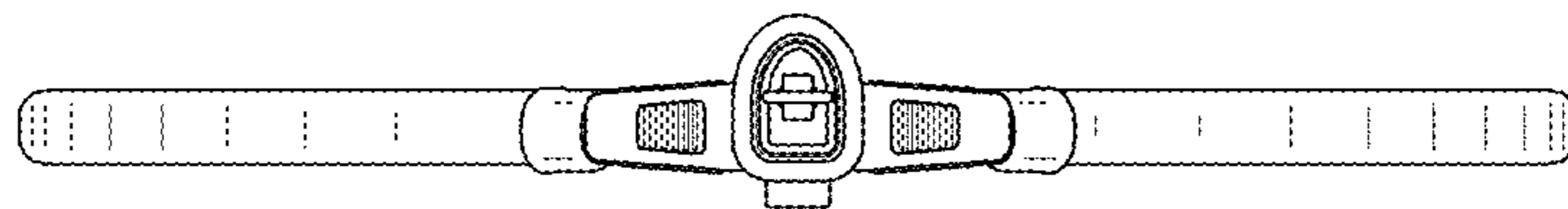


FIG. 7

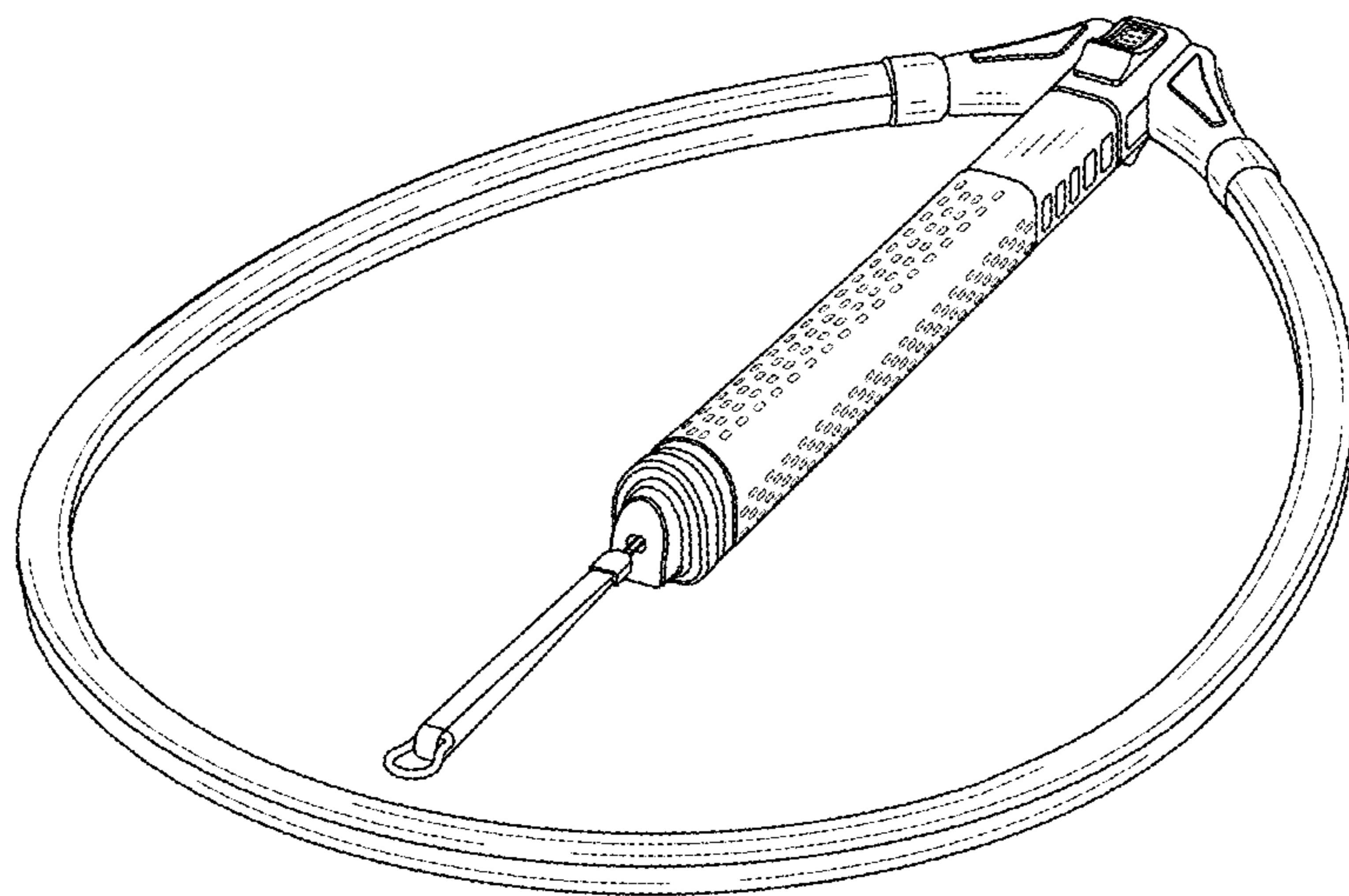


FIG. 8