



US00D902336S

(12) **United States Design Patent**
Clift

(10) **Patent No.:** **US D902,336 S**

(45) **Date of Patent:** **** Nov. 17, 2020**

(54) **PUTTING GATE**

(71) Applicant: **THEREFORE LIMITED**, London
(GB)

(72) Inventor: **Andrew John Clift**, London (GB)

(73) Assignee: **THEREFORE LIMITED**, London
(GB)

(**) Term: **15 Years**

(21) Appl. No.: **29/675,754**

(22) Filed: **Jan. 4, 2019**

(30) **Foreign Application Priority Data**

Dec. 12, 2018 (EM) 005888013-0003

(51) **LOC (12) Cl.** **21-02**

(52) **U.S. Cl.**
USPC **D21/790; D21/699; D21/700**

(58) **Field of Classification Search**
USPC D21/302, 303, 699, 700, 790, 791;
473/172, 174, 195, 278, 410, 411, 476;
273/317.2, 398, 402, 407, 108.2, 108.21,
273/127 R

CPC . A63B 69/3661; A63B 69/3691; A63B 63/00;
A63B 57/357; A63B 57/40; A63B
67/002; A63B 67/02; A63B 2102/36;
A63B 2102/38; A63F 7/0624; A63F
7/0628; A63F 7/30; A63F 7/305; A63F
2007/3005; A63F 2007/301; A63F
2007/303

See application file for complete search history.

(56) **References Cited**

U.S. PATENT DOCUMENTS

431,421 A * 7/1890 Truman A63B 63/00
473/411
650,996 A * 6/1900 Strong A63B 63/00
273/127 B

1,540,771 A * 6/1925 Foster A63B 63/00
473/411
1,715,365 A * 6/1929 Hoffman A63B 63/00
473/180
1,784,818 A * 12/1930 Bump A63B 63/00
473/410
1,961,060 A * 5/1934 McCarthy A63B 57/40
473/189

(Continued)

FOREIGN PATENT DOCUMENTS

DE 202016103600 U1 * 7/2016 A63B 63/00

OTHER PUBLICATIONS

Eyeline Golf, "Putting Path Gates," web page, last accessed Dec.
28, 2018, available at <https://eyelinegolf.com/collections/putting-aids/products/path-gate-3-pack?variant=12241414193263>.

(Continued)

Primary Examiner — Catherine A Tuttle
(74) *Attorney, Agent, or Firm* — Andrus Intellectual
Property Law, LLP

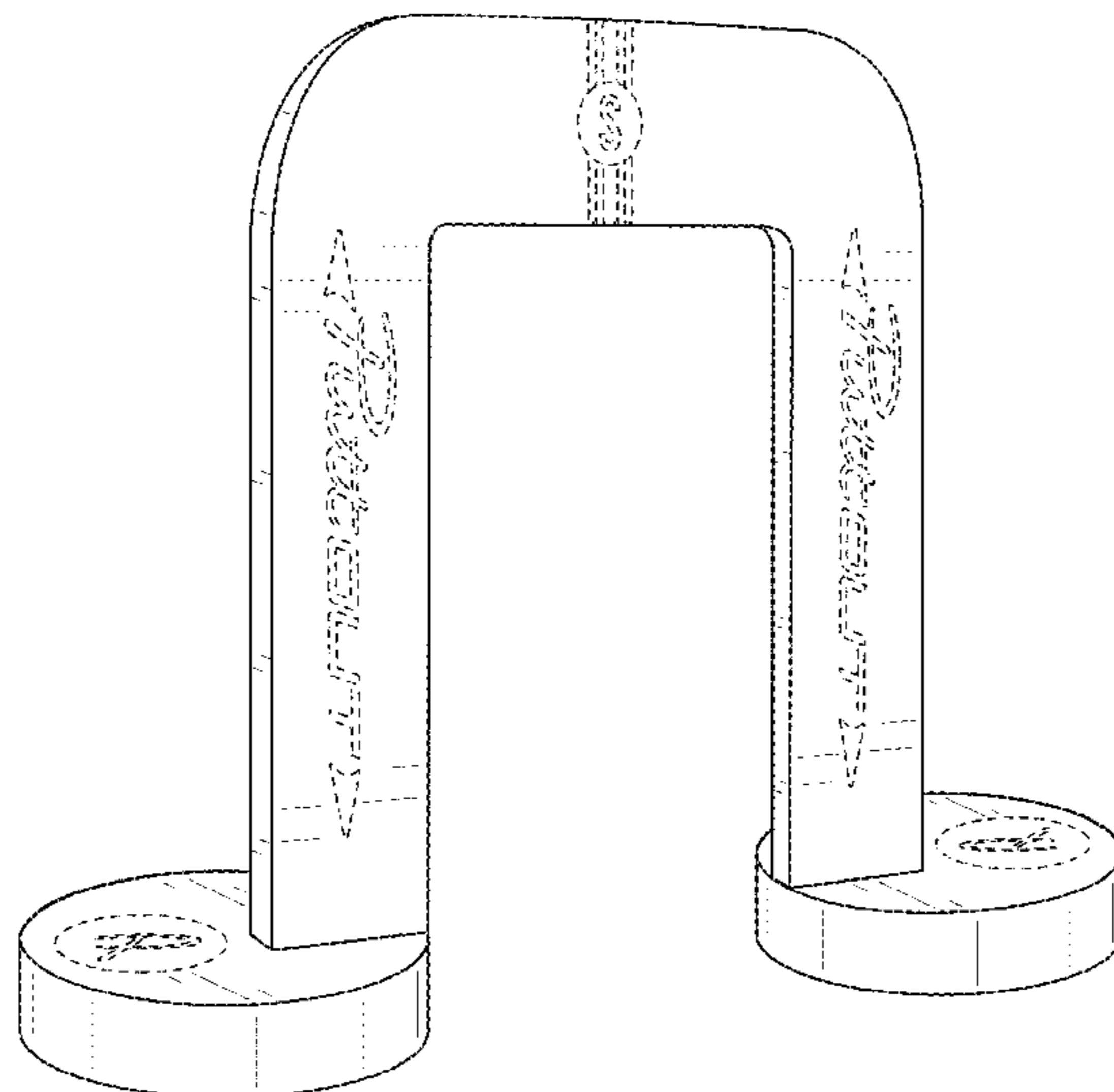
(57) **CLAIM**

The ornamental design for a putting gate, as shown and
described.

DESCRIPTION

FIG. 1 is a perspective view of a putting gate showing my
new design;
FIG. 2 is another perspective view thereof;
FIG. 3 is a front elevation view thereof, wherein the rear
elevation view thereof is identical;
FIG. 4 is a left side elevation view thereof;
FIG. 5 is a right side elevation view thereof;
FIG. 6 is a top plan view thereof; and,
FIG. 7 is a bottom plan view thereof.
The broken lines illustrate portions of the putting gate that
form no part of the claim.

1 Claim, 5 Drawing Sheets



(56)

References Cited

U.S. PATENT DOCUMENTS

2,157,023 A * 5/1939 Shannon A63B 67/002
273/118 R
2,162,867 A * 6/1939 Julian A63B 63/00
473/411
2,236,869 A * 4/1941 Daigle A63B 57/40
473/182
2,592,713 A * 4/1952 Koch A63B 63/00
473/182
2,869,875 A * 1/1959 Steenson A63B 69/3676
473/170
3,081,090 A * 3/1963 Congleton A63B 67/02
473/172
5,087,046 A * 2/1992 Mauch A63B 67/02
206/315.2
5,205,559 A * 4/1993 Plopper A63B 63/00
273/127 B
5,209,484 A * 5/1993 Randall A63B 69/3676
473/265

5,310,187 A * 5/1994 Yamaguchi A63B 63/00
473/180
5,356,132 A * 10/1994 McEwan A63B 71/00
273/336
8,029,380 B1 * 10/2011 Johansen A63B 69/3676
473/257
10,058,760 B1 * 8/2018 McWilliam A63B 69/3676
2006/0189404 A1 * 8/2006 Brayton A63B 69/3676
473/261

OTHER PUBLICATIONS

Harold Swash Putting, "Visio Putting Training Aids," web page, last accessed Dec. 27, 2018, available at <https://www.haroldswashputting.co.uk/products/visio>.

Groove Fix, "PurePutt Adjustable Putting Gate," web page, last accessed Dec. 27, 2018, available at <https://groovefix.com/pureputt-adjustable-putting-gate-307-p.asp>.

* cited by examiner

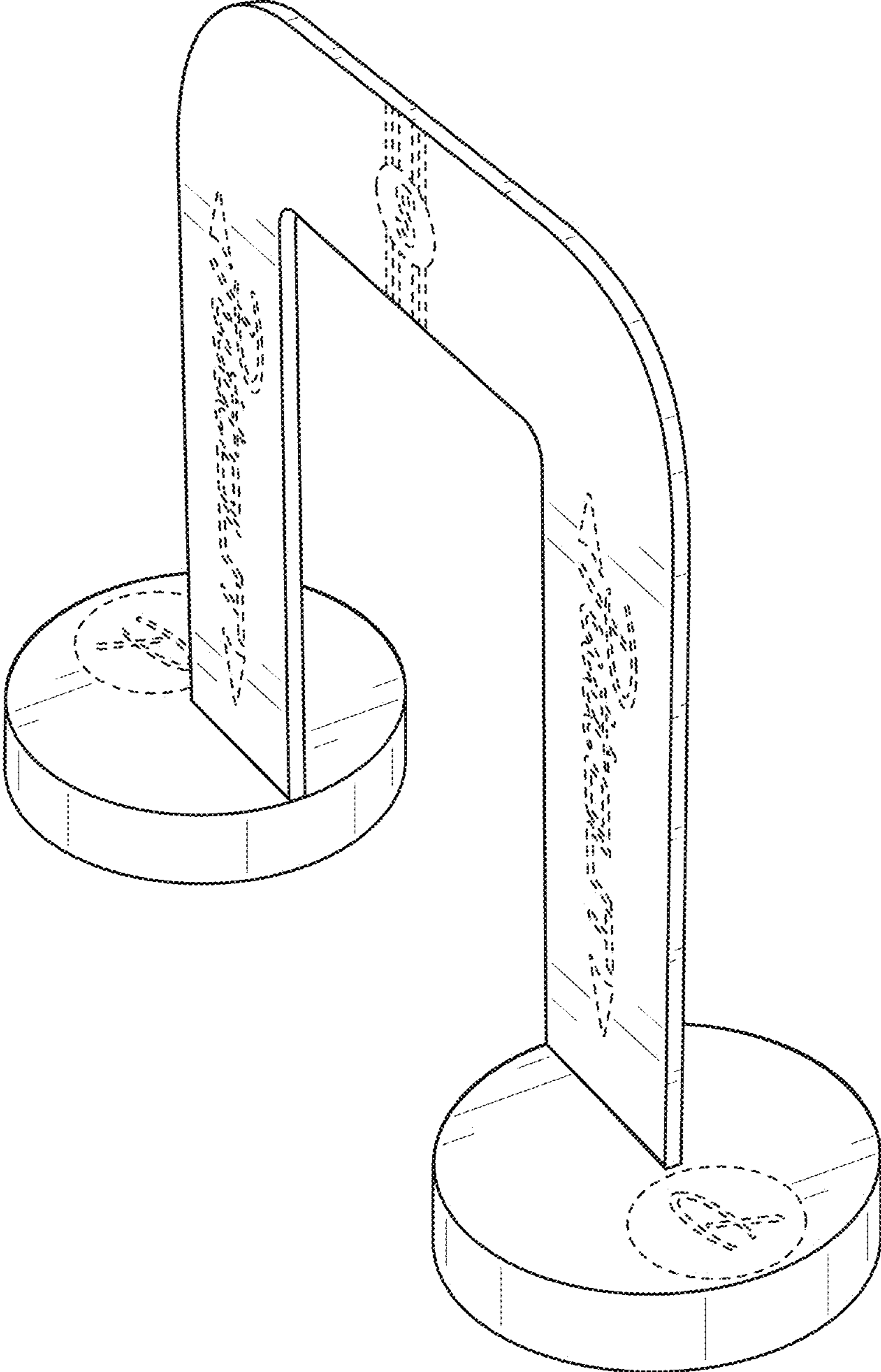


FIG. 1

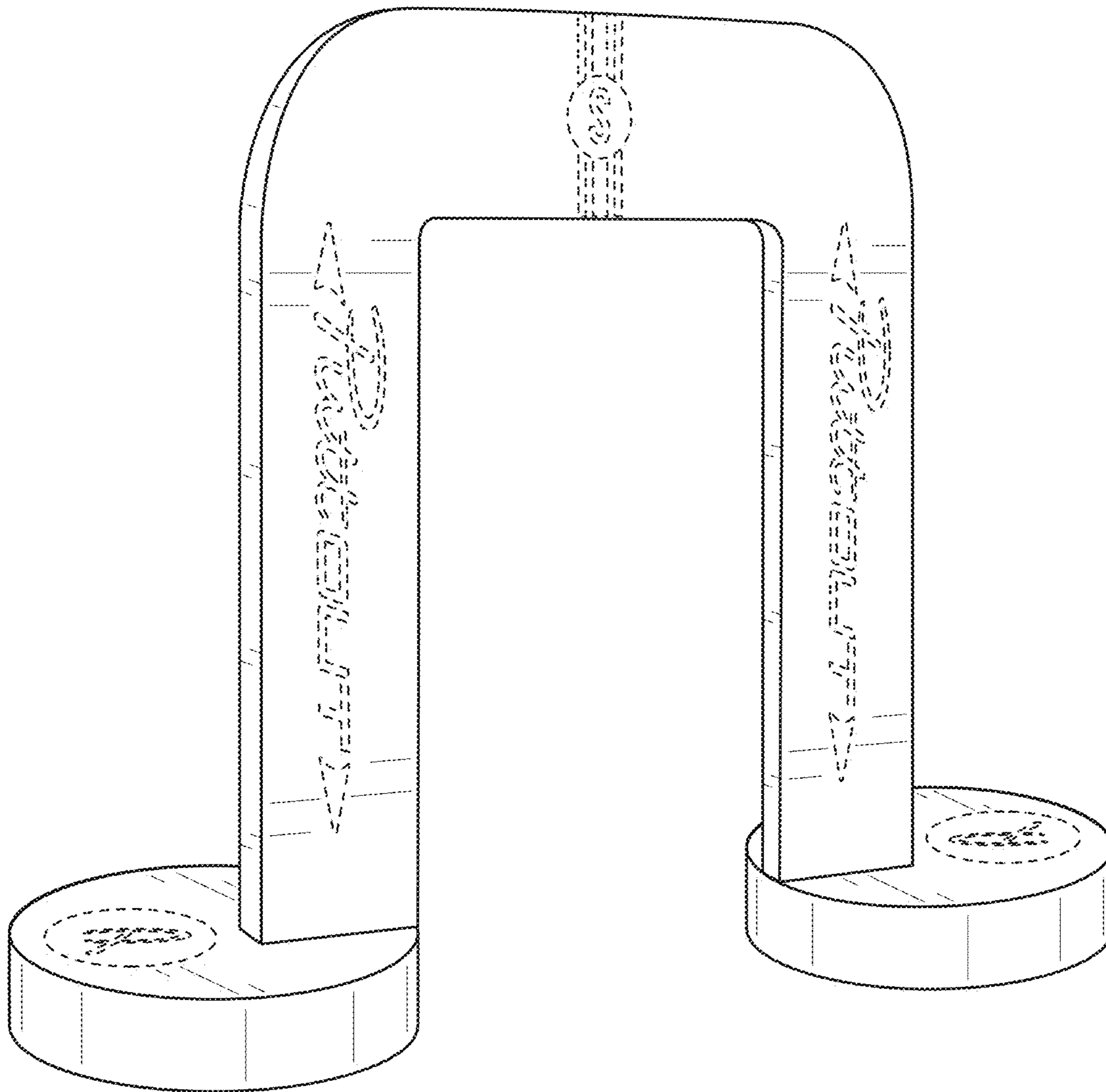


FIG. 2

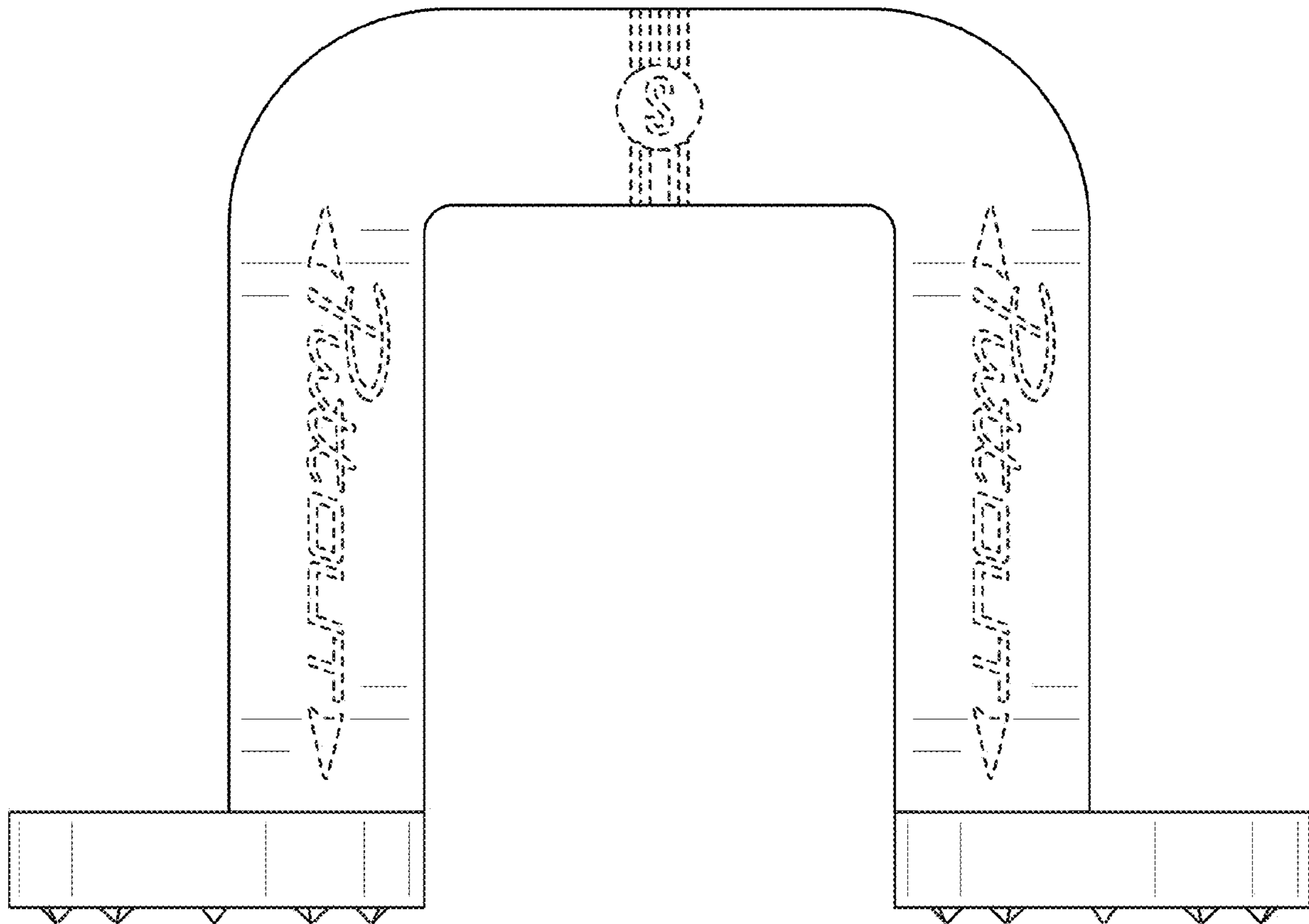


FIG. 3

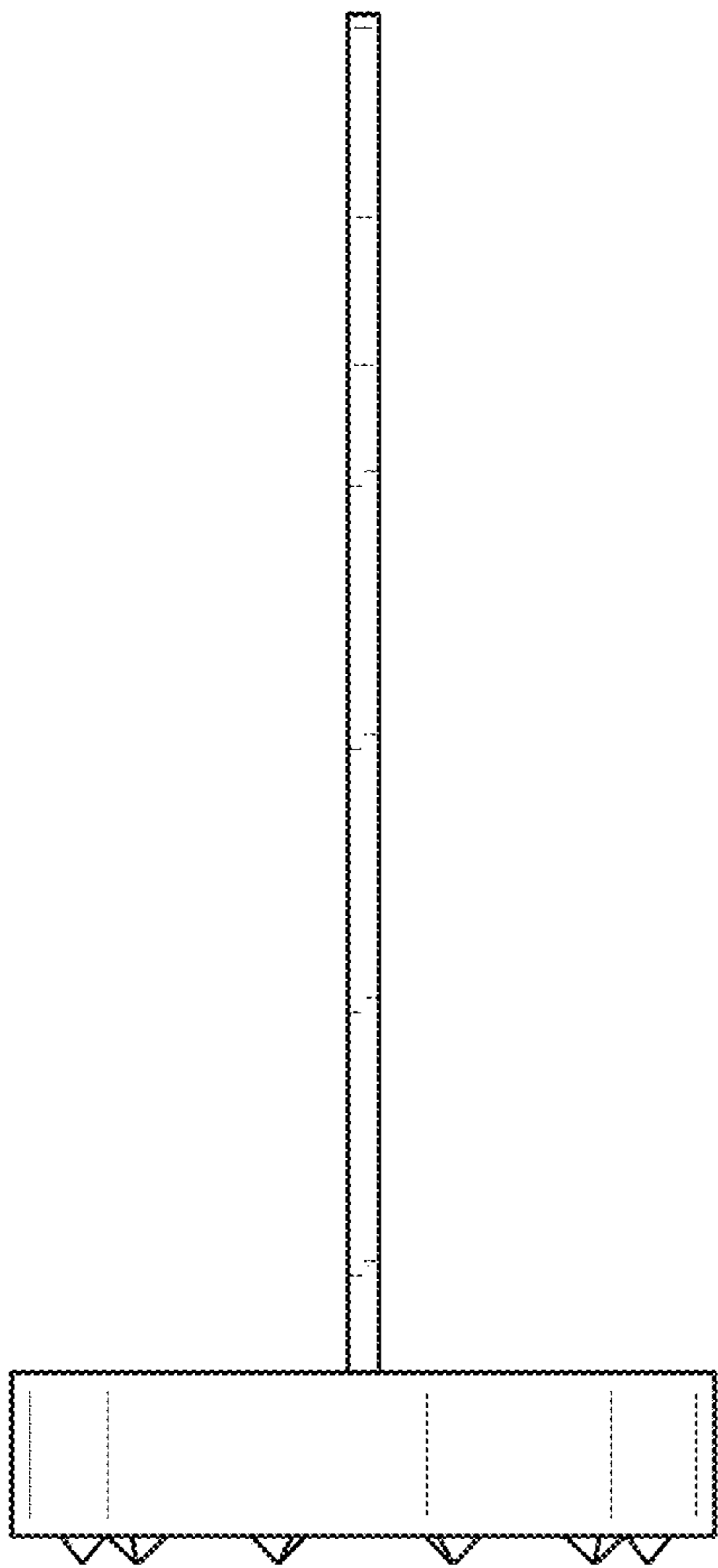


FIG. 4

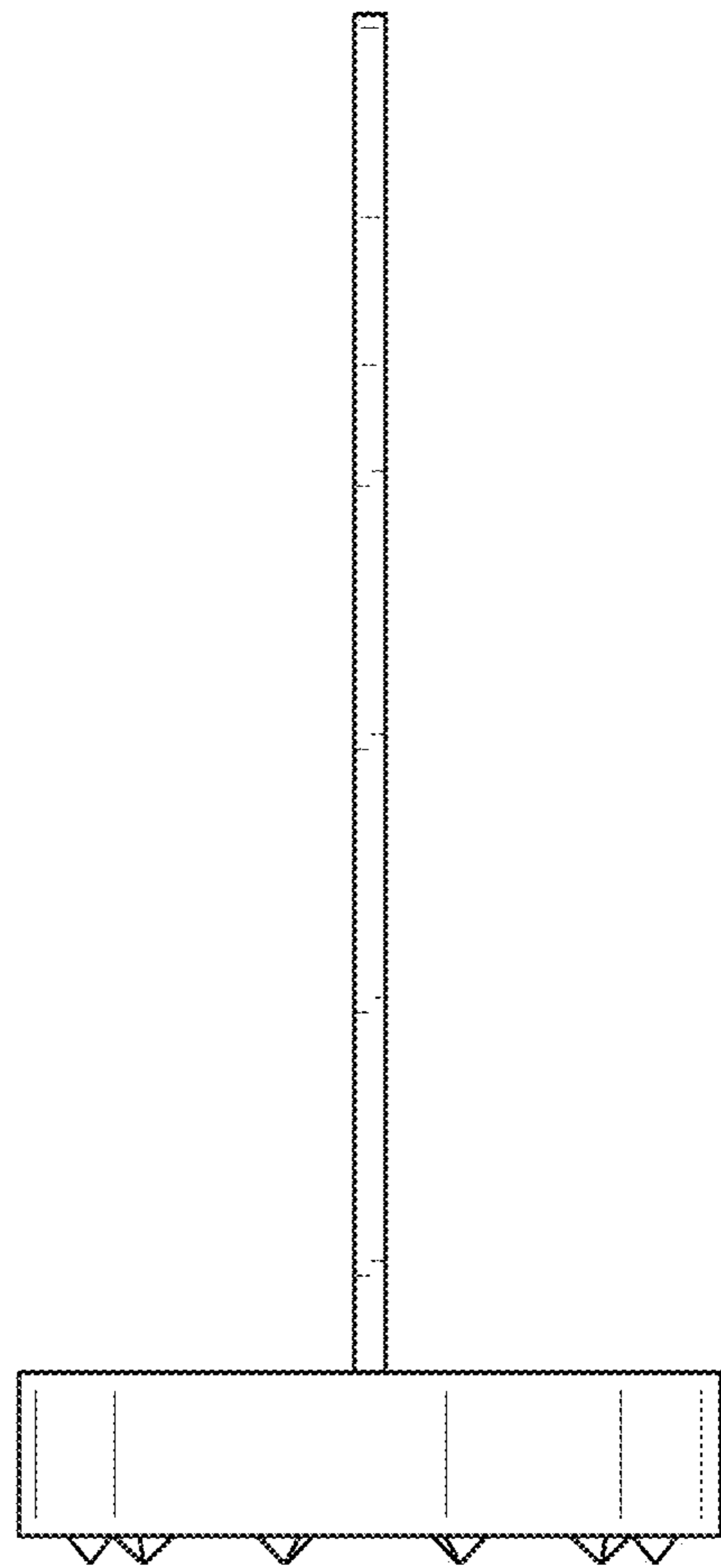


FIG. 5

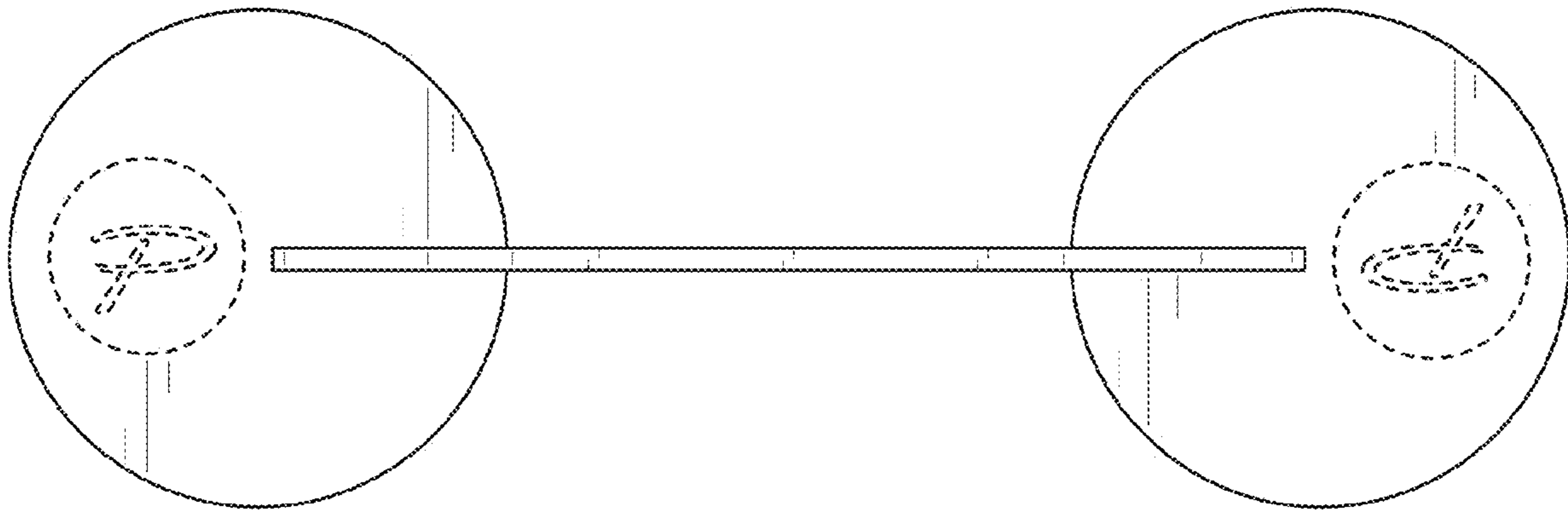


FIG. 6

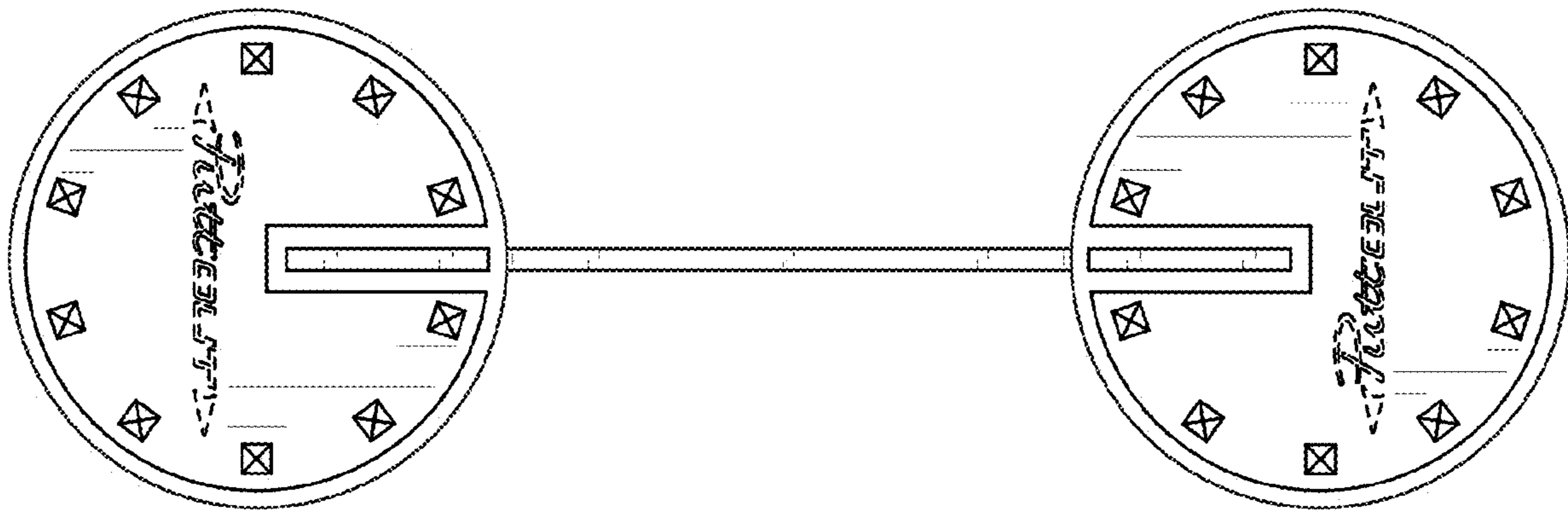


FIG. 7