



US00D902316S

(12) **United States Design Patent** (10) **Patent No.:** **US D902,316 S**
Rasico (45) **Date of Patent:** **** Nov. 17, 2020**

(54) **DELINEATOR POST COVER**
(71) Applicant: **Cory Rasico**, Troutdale, OR (US)
(72) Inventor: **Cory Rasico**, Troutdale, OR (US)
(**) Term: **15 Years**
(21) Appl. No.: **29/680,300**
(22) Filed: **Feb. 14, 2019**
(51) **LOC (12) Cl.** **20-02**
(52) **U.S. Cl.**
USPC **D20/41**
(58) **Field of Classification Search**
USPC D11/40, 46, 48, 49, 51, 52, 61, 116, 133,
D11/165, 166, 181, 182, 229; D20/10,
D20/11, 12, 15, 16, 17, 19, 20, 23, 37,
D20/40, 41, 42, 99; D6/610; D10/109.1,
D10/113.2, 113.4
CPC ... G09F 7/00; G09F 7/002; G09F 7/02; G09F
7/04; G09F 7/06; G09F 7/08; G09F 7/12;
G09F 7/14; G09F 7/16; G09F 2007/1843;
G09F 2007/1873; G09F 9/30; G09F
13/00; G09F 13/16
See application file for complete search history.

(56) **References Cited**

U.S. PATENT DOCUMENTS

2,735,204 A * 2/1956 Grant G09F 23/06
40/617
D357,942 S * 5/1995 Louis-Seize D20/10
D376,820 S * 12/1996 Bosman D20/17
D675,767 S * 2/2013 Guercio D26/68
D753,332 S * 4/2016 De Bevilacqua D26/106
D778,364 S * 2/2017 Smith D20/41
D841,094 S * 2/2019 Flansburg D20/41
D844,060 S * 3/2019 Flansburg D20/41
D869,558 S * 12/2019 Flansburg D20/41

D881,990 S * 4/2020 Gedeon D20/19
2003/0233775 A1* 12/2003 Klopfer G09F 13/04
40/564
2006/0236914 A1* 10/2006 Willett G09F 15/00
116/209
2012/0177868 A1* 7/2012 Horgash G09F 15/0031
428/100

* cited by examiner

Primary Examiner — Mary Ann Calabrese
Assistant Examiner — Catherine Ho
(74) *Attorney, Agent, or Firm* — Baumgartner Patent
Law; Marc Baumgartner

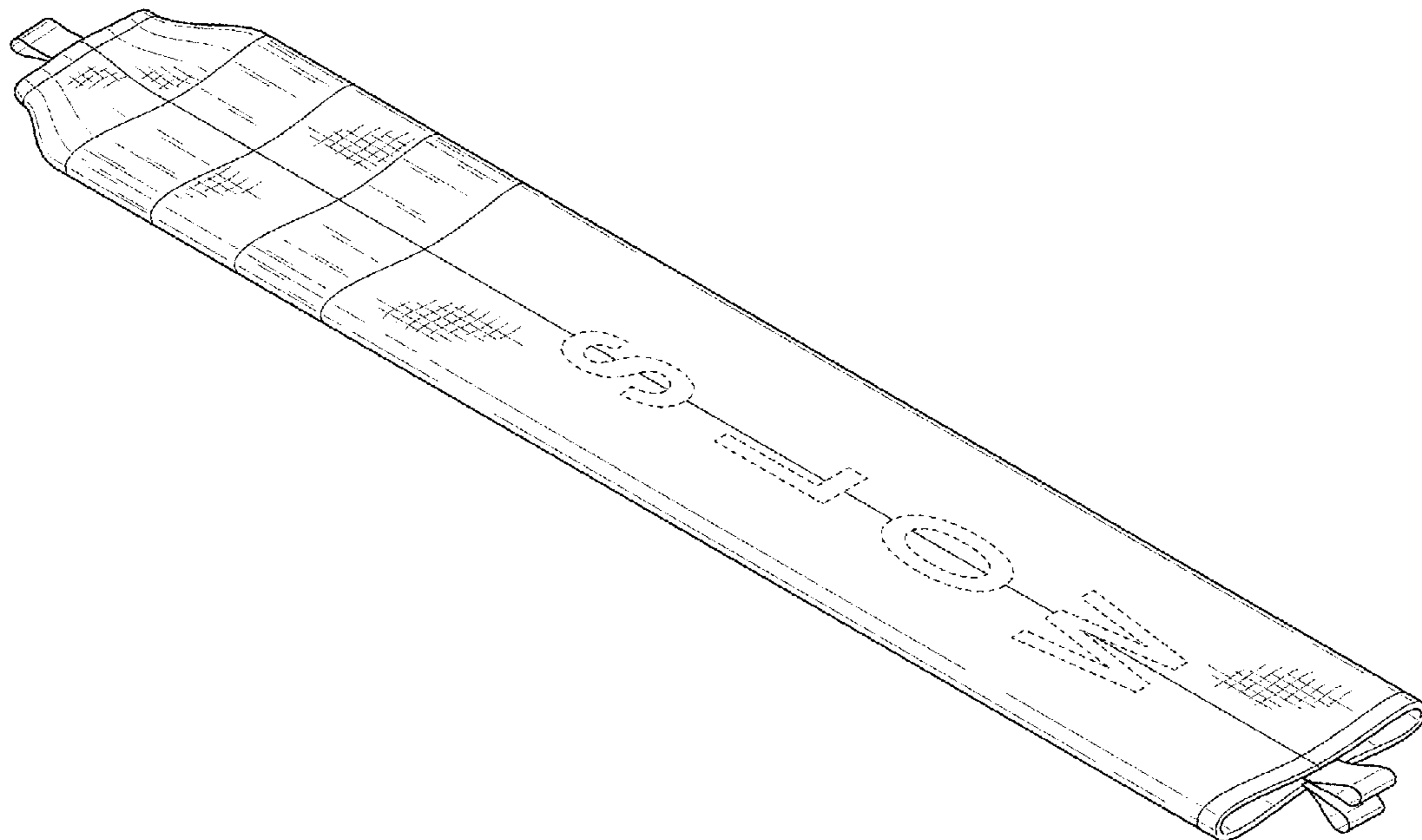
(57) **CLAIM**

The ornamental design for the delineator post cover, as shown and described.

DESCRIPTION

FIG. 1 is a front-perspective view of a delineator post cover embodying my new design;
FIG. 2 is a back-perspective view of the delineator post cover of FIG. 1;
FIG. 3 is a front-side view of the delineator post cover of FIG. 1;
FIG. 4 is a back-side view of the delineator post cover of FIG. 1;
FIG. 5 is a right-side view of the delineator post cover of FIG. 1;
FIG. 6 is a left-side view of the delineator post cover of FIG. 1;
FIG. 7 is a top-side view of the delineator post cover of FIG. 1; and,
FIG. 8 is a bottom-side view of the delineator post cover of FIG. 1.
The broken lines show portions of the article not claimed and form no part of the claimed design.

1 Claim, 4 Drawing Sheets



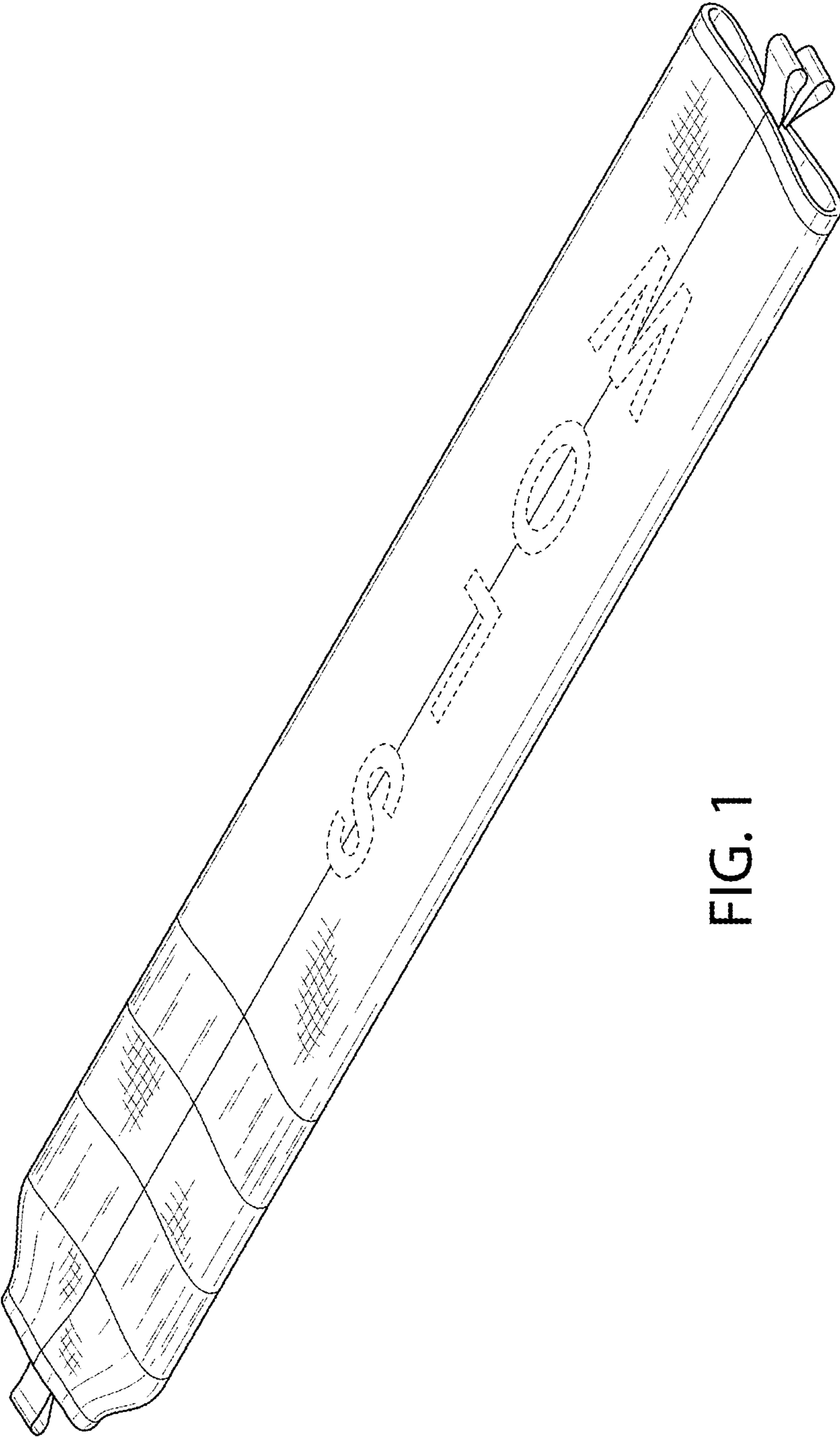


FIG. 1

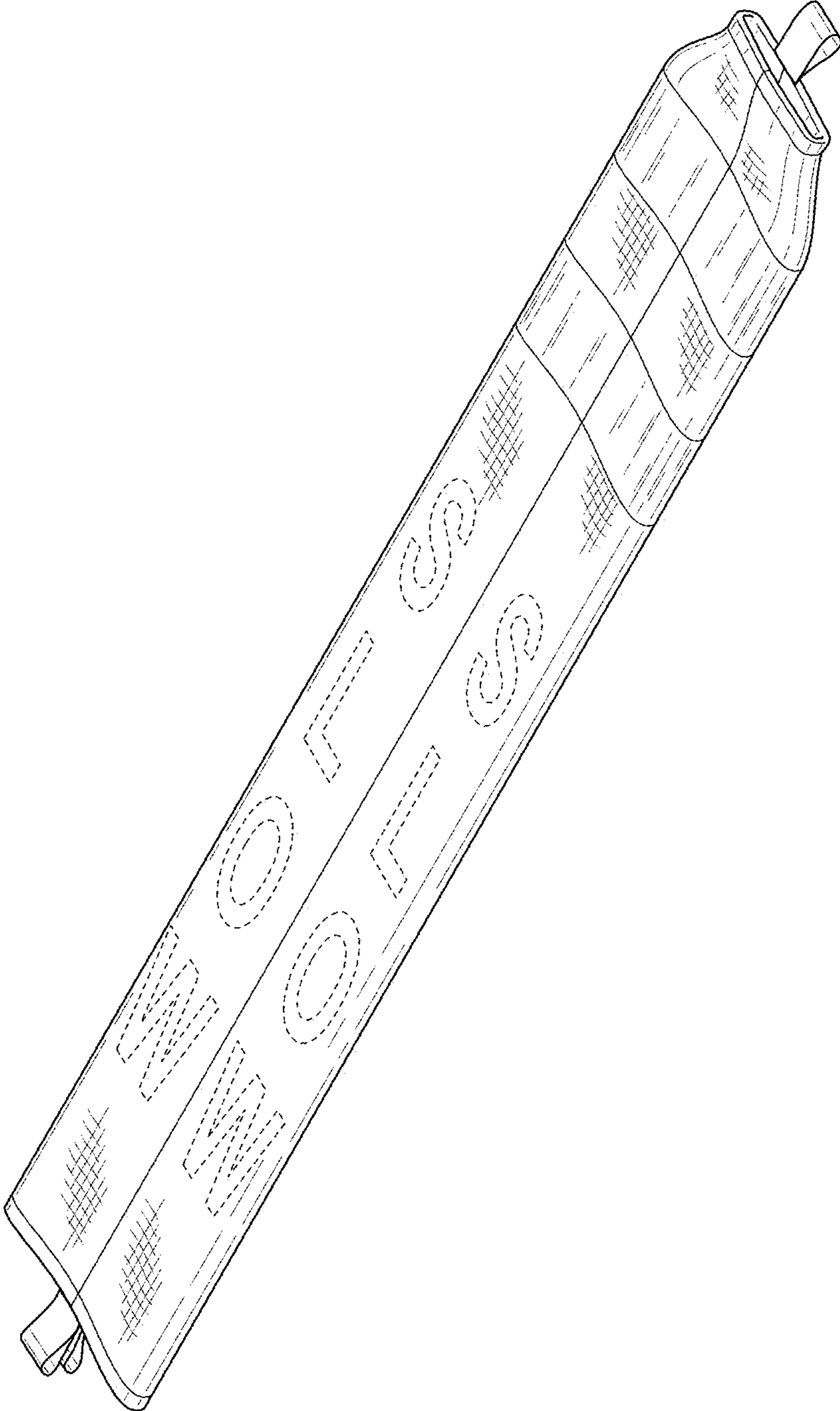


FIG. 2

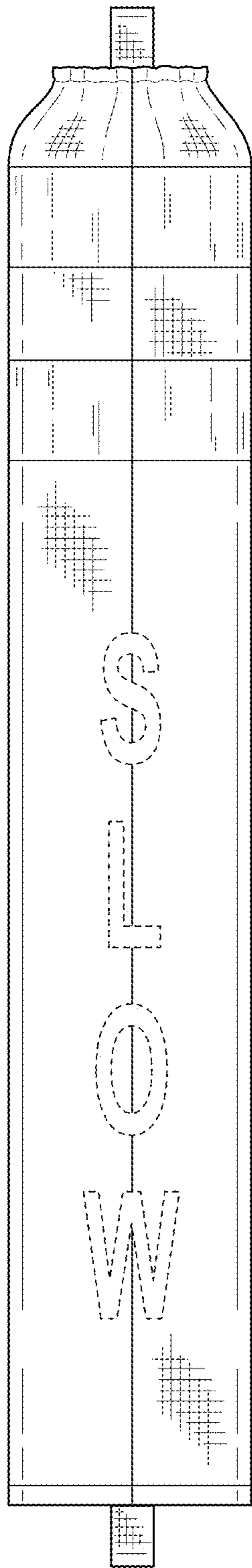


FIG. 3

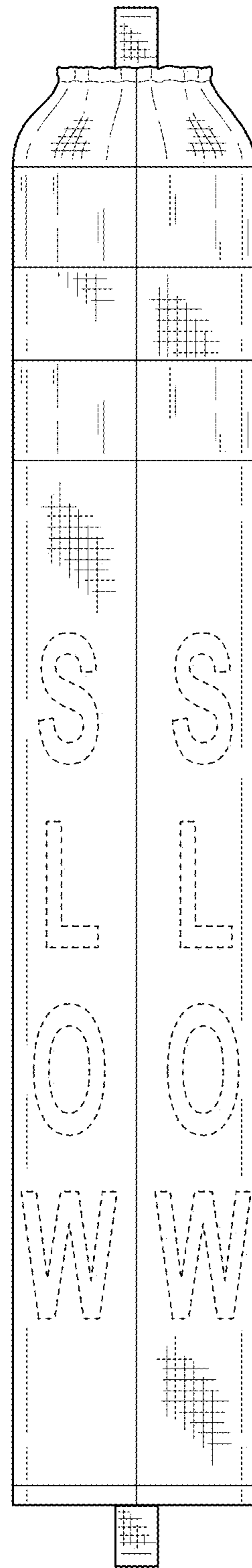


FIG. 4

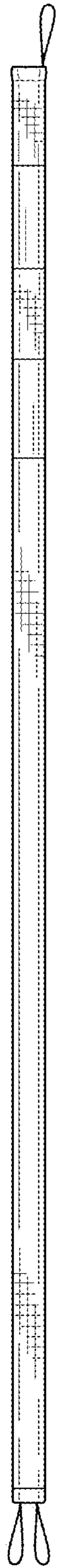


FIG. 5

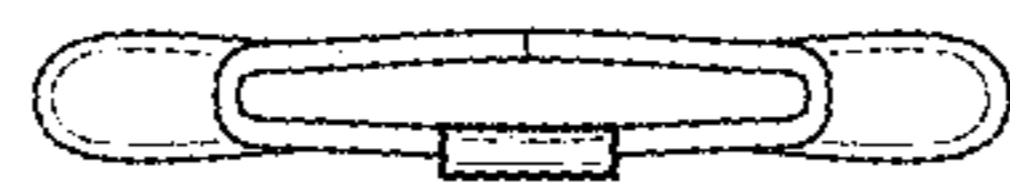


FIG. 7




FIG. 8




FIG. 6