



US00D902304S

(12) **United States Design Patent**  
**Perry et al.**

(10) **Patent No.:** **US D902,304 S**

(45) **Date of Patent:** **\*\* Nov. 17, 2020**

(54) **GLOBE WITH STAND**

(71) Applicants: **Jonathan Perry**, Seattle, WA (US);  
**Chieh-Yu Lin**, Seattle, WA (US)

(72) Inventors: **Jonathan Perry**, Seattle, WA (US);  
**Chieh-Yu Lin**, Seattle, WA (US)

(\*\*) Term: **15 Years**

(21) Appl. No.: **29/666,727**

(22) Filed: **Oct. 15, 2018**

(51) **LOC (12) Cl.** ..... **19-07**

(52) **U.S. Cl.**  
USPC ..... **D19/61**

(58) **Field of Classification Search**  
USPC ..... D19/59-64  
CPC ..... G06N 99/005; G09B 27/00; G09B 27/02;  
G09B 27/04; G09B 27/06; G09B 27/08  
See application file for complete search history.

(56) **References Cited**

**U.S. PATENT DOCUMENTS**

2,102,413	A *	12/1937	Hall	.....	G09B 27/02 434/143
3,046,677	A *	7/1962	Patella	.....	G09B 27/08 434/288
4,761,138	A *	8/1988	Niesyn	.....	G04B 19/26 434/136
5,505,621	A *	4/1996	Lamphiear	.....	G09B 27/08 434/131
D387,805	S *	12/1997	Hsu	.....	D19/61
D417,466	S *	12/1999	Ho	.....	D19/59
6,183,257	B1 *	2/2001	Ho	.....	G09B 27/08 362/809
D458,967	S *	6/2002	Ho	.....	D19/59
D506,223	S *	6/2005	Green	.....	D19/61

D581,981	S *	12/2008	Supiot	.....	D19/61
2008/0227061	A1 *	9/2008	Kim	.....	G09B 27/08 434/136
2015/0104775	A1 *	4/2015	Wu	.....	G09B 27/06 434/287

**FOREIGN PATENT DOCUMENTS**

DE	29801529	U1 *	5/1998	.....	G09B 27/08
GB	900685	A *	7/1962	.....	G09B 27/06
JP	02304477	A *	12/1990	.....	G09B 27/06
JP	8027592	B *	3/1996	.....	G09B 27/02

(Continued)

**OTHER PUBLICATIONS**

1-World Global Gifts. Link: [http://www.1worldglobalgifts.com/4inch\\_globe\\_bank\\_gift.htm](http://www.1worldglobalgifts.com/4inch_globe_bank_gift.htm). Visited Mar. 12, 2020. 4" Diameter metal globe bank. (Year: 2020).\*

(Continued)

*Primary Examiner* — Lauren D McVey

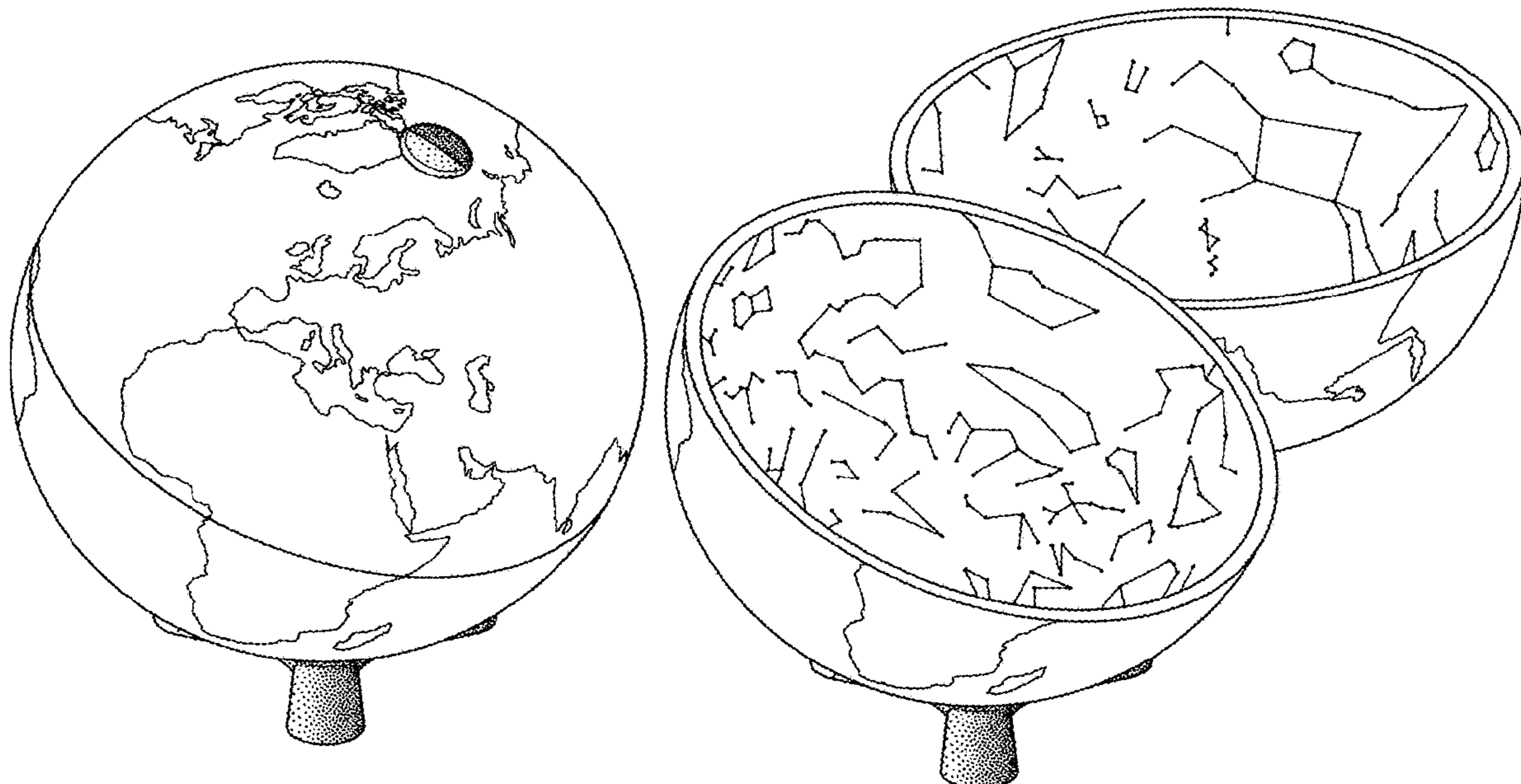
(57) **CLAIM**

The ornamental design for a globe with stand, as shown and described.

**DESCRIPTION**

FIG. 1 is a perspective view of a globe with stand showing our new design in a first configuration; FIG. 2 is a perspective view of the globe with stand in an alternate configuration thereof; FIG. 3 is a front elevation view of FIG. 1; FIG. 4 is a rear elevation view thereof; FIG. 5 is a left-side elevation view thereof; FIG. 6 is a right-side elevation view thereof; FIG. 7 is a top plan view thereof; and, FIG. 8 is a bottom plan view thereof. The stipple shading as used in this application is a drafting convention used to show contrast with adjacent surfaces.

**1 Claim, 8 Drawing Sheets**



(56)

**References Cited**

FOREIGN PATENT DOCUMENTS

JP            2744946 B2 \* 4/1998 ..... G09B 27/06  
WO           WO-9701161 A2 \* 1/1997 ..... G04B 19/223

OTHER PUBLICATIONS

The saleroom. Link: <https://www.the-saleroom.com/en-gb/auction-catalogues/canterbury-auction-galleries/catalogue-id-2662868/lot-2021601>. Oct. 11, 2005. Antique terrestrial pocket globe by Halley & Co. (Year: 2005).\*

\* cited by examiner

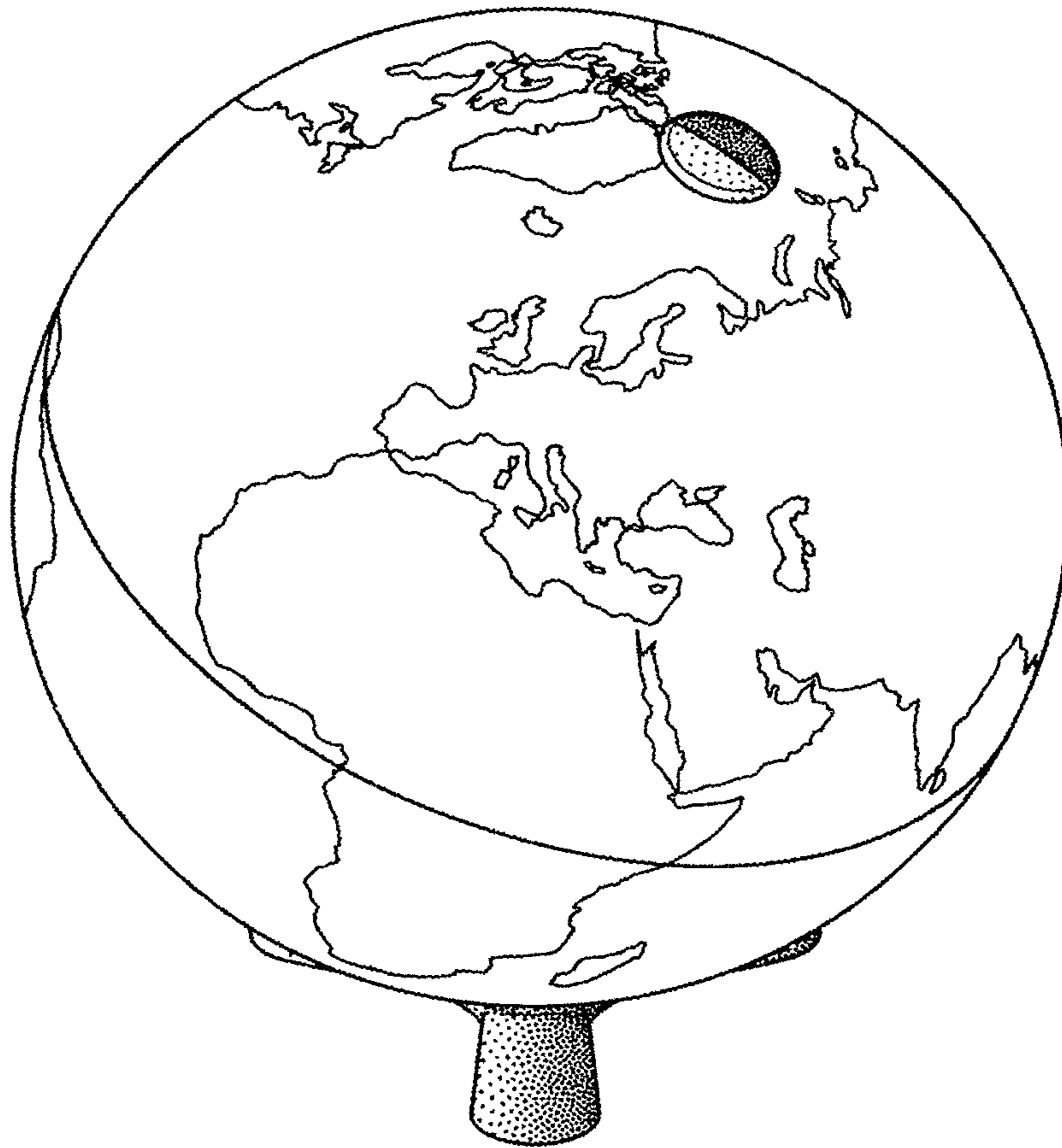


FIG. 1

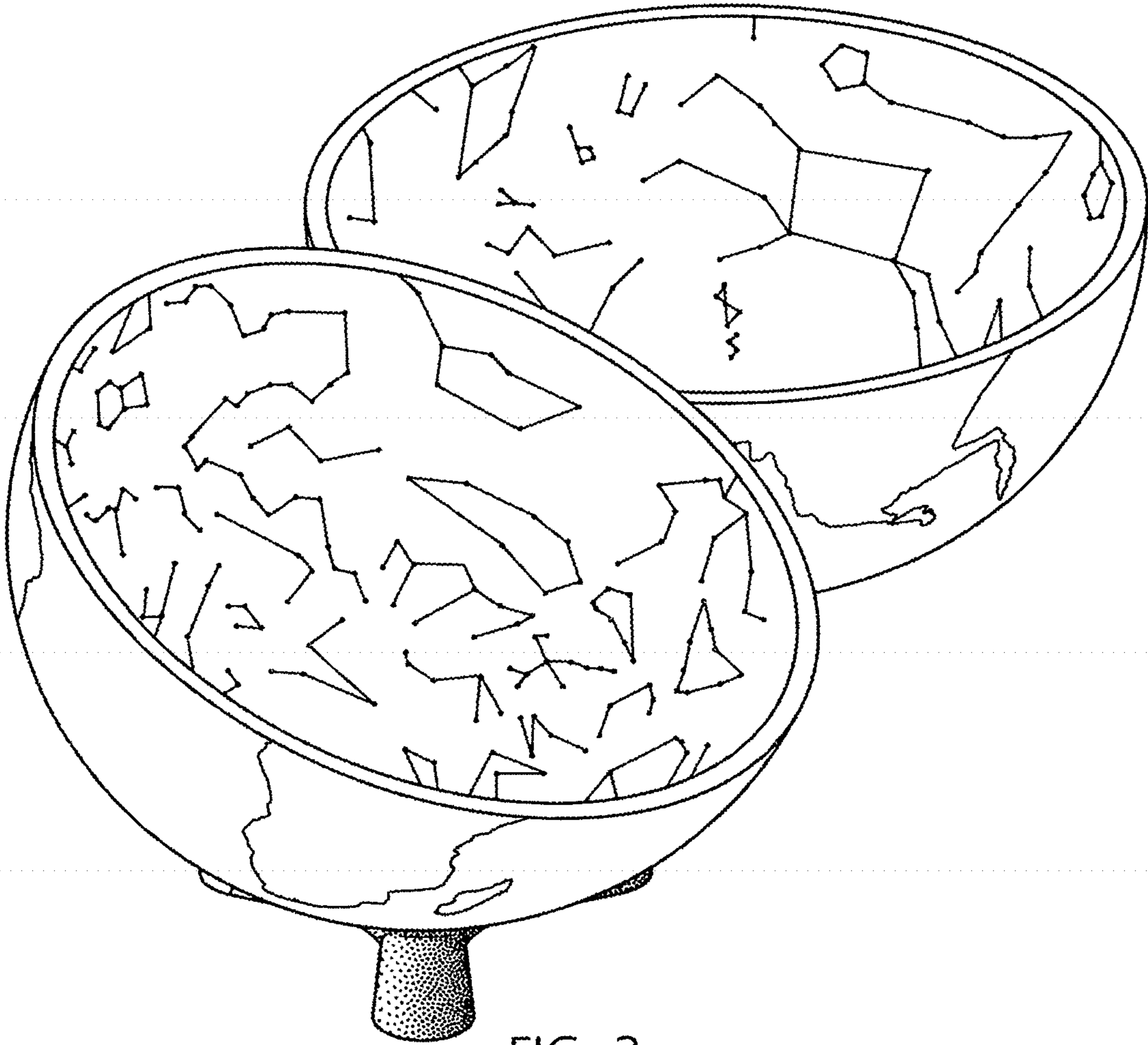


FIG. 2





FIG. 3



FIG. 4

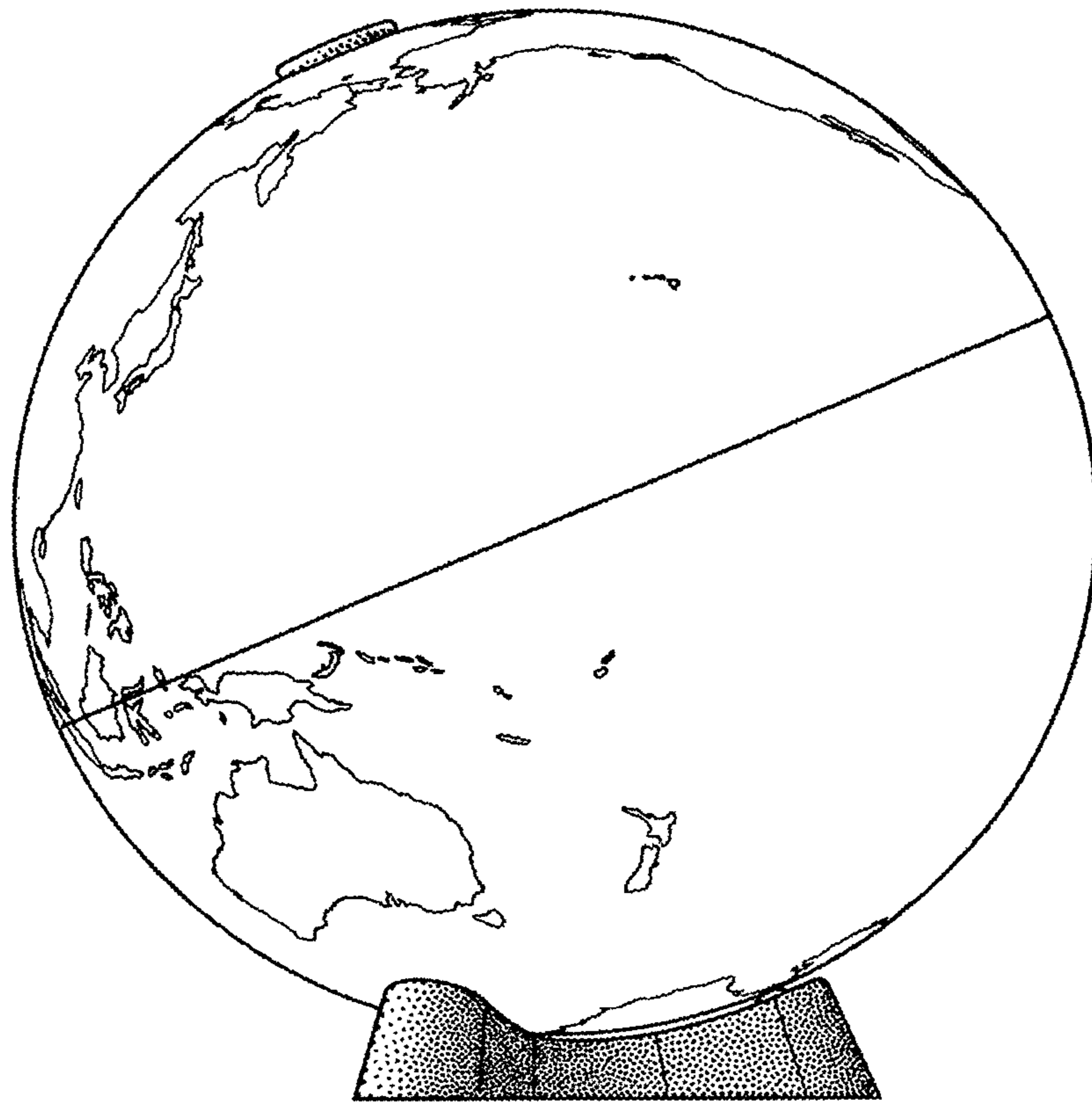


FIG. 5

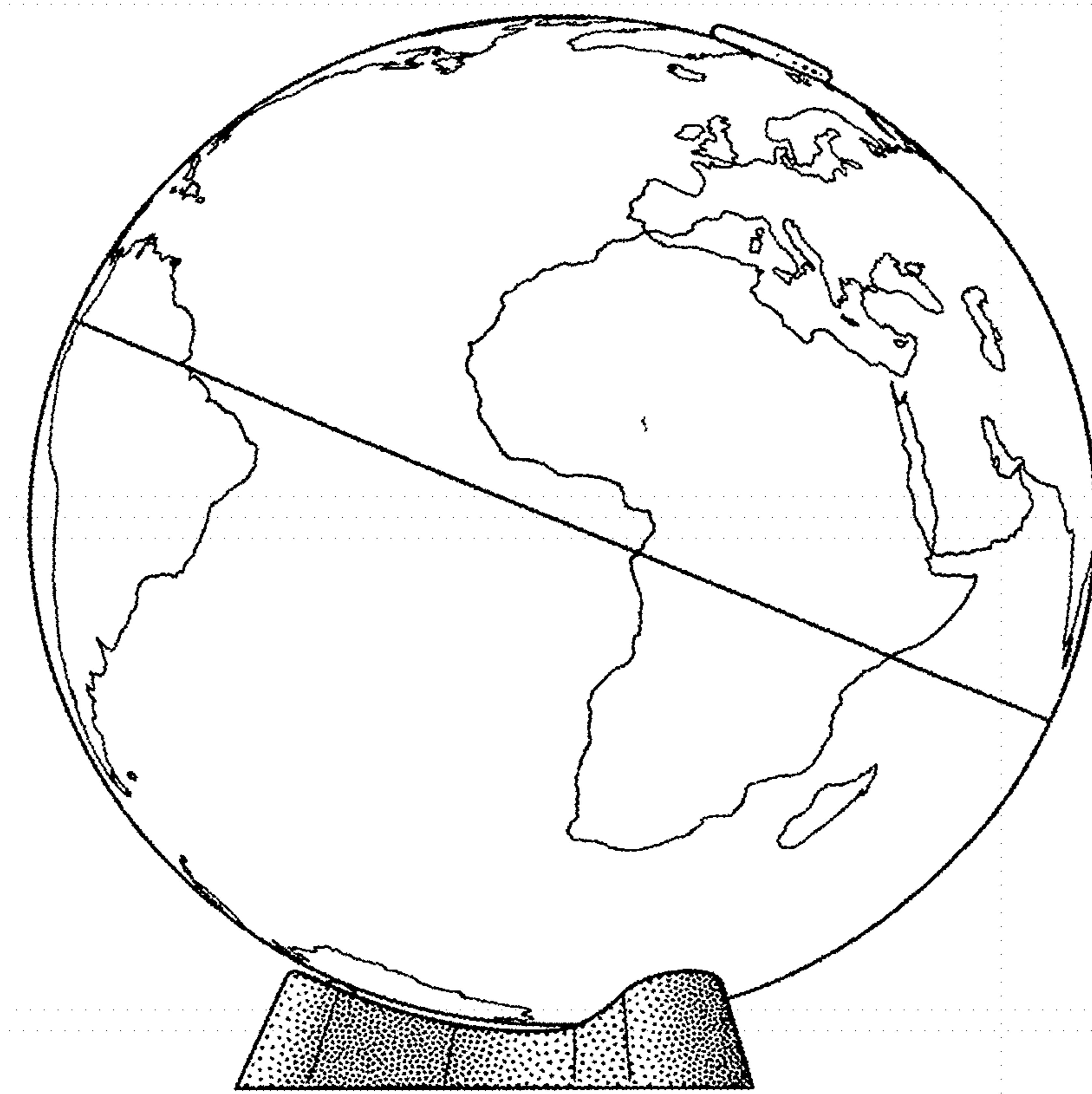


FIG. 6



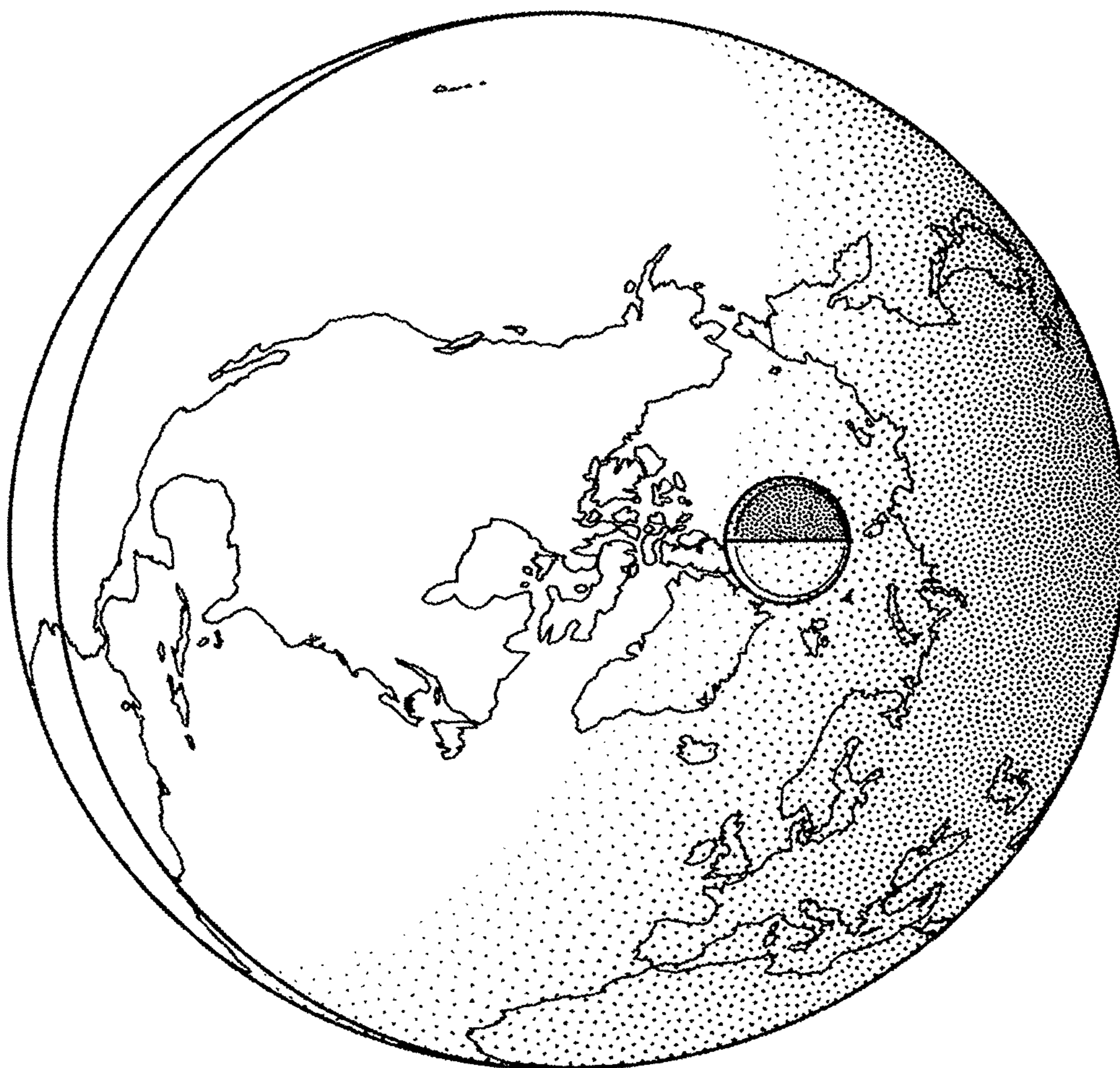


FIG. 7

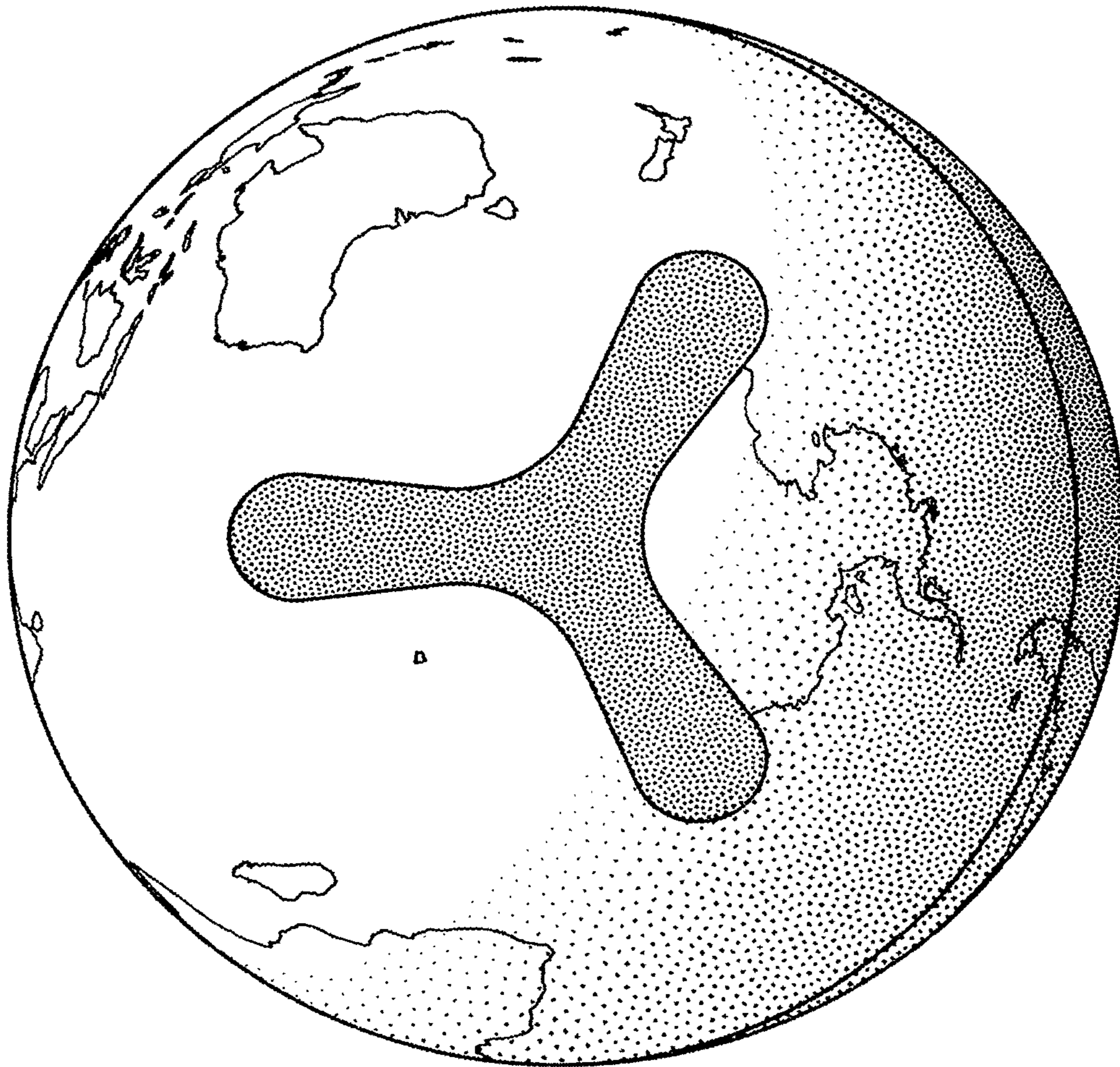


FIG. 8