



US00D902303S

(12) **United States Design Patent** (10) **Patent No.:** **US D902,303 S**
Kahler (45) **Date of Patent:** **** Nov. 17, 2020**

(54) **WRITING TABLET WITH TAB LINES**
(71) Applicant: **Cameren Kahler**, Theresa, NY (US)
(72) Inventor: **Cameren Kahler**, Theresa, NY (US)
(**) Term: **15 Years**
(21) Appl. No.: **29/649,523**
(22) Filed: **May 30, 2018**
(51) **LOC (12) Cl.** **19-04**
(52) **U.S. Cl.**
USPC **D19/26**
(58) **Field of Classification Search**
USPC ... D19/1, 2, 3, 26, 27, 32, 33, 34, 124, 100,
D19/86, 90, 91; D3/303, 227, 900, 248;
D9/433, 634; D6/626
CPC B42C 7/00; B42C 7/01; B42C 7/02; B42C
7/03; B42C 7/04; B42C 7/05; B42C 7/06;
B42C 7/07; B42C 7/08; B42C 7/09;
B42F 17/00; B42F 19/00; B42F 21/00;
B42F 21/02; B42F 23/00; B42F 15/0011;
B42F 15/0017; B42F 15/0023; B42F
15/007; B42F 15/0082; B42F 15/0088;
B42F 15/0094; B42F 13/02; B42F 13/04;
B42F 13/06; B42F 13/08; B42F 13/10;
B42F 13/14; B42F 13/65; G09F 5/00;
G09F 5/02; G09F 5/04; G09F 2005/041;
G09F 5/042
See application file for complete search history.

D380,229 S * 6/1997 Oren 283/115
D411,571 S * 6/1999 Carey D19/1
D411,573 S * 6/1999 Carey D19/1
D411,574 S * 6/1999 Lord D19/1
D415,794 S * 10/1999 Carey D19/1
6,217,443 B1 * 4/2001 Green, Jr. B41L 1/20
281/44
D616,022 S * 5/2010 Kudimi D19/26
D695,341 S * 12/2013 Noskin D19/26
2013/0129403 A1 * 5/2013 Cenzano B42F 13/22
402/4

FOREIGN PATENT DOCUMENTS

WO WO-0119623 A1 * 3/2001 B24F 21/00

OTHER PUBLICATIONS

Walmart. Link: <https://www.walmart.com/ip/Norcom-Columnar-Paper-Pad-50-sheets-Wrapper/17203595>. May 20, 2016. Norcom Columnar Paper Pad 50 sheets Wrapper. (Year: 2016).*
Amazon. Link: <https://www.amazon.com/Grids-Guides-Black-Notebook-Thinkers/dp/1616892323>. Jan. 22, 2015. Grids & Guides (Black): A Notebook for Visual Thinkers. (Year: 2015).*

* cited by examiner

Primary Examiner — Lauren D McVey

(57) **CLAIM**


The ornamental design for a writing tablet with tab lines, as shown and described.

DESCRIPTION

FIG. 1 is a perspective view of a writing tablet with tab lines, showing my new design;
FIG. 2 is a front elevation view thereof;
FIG. 3 is a rear elevation view thereof;
FIG. 4 is a left elevation view thereof;
FIG. 5 is a right elevation view thereof;
FIG. 6 is a top plan view thereof; and,
FIG. 7 is a bottom plan view thereof.

1 Claim, 3 Drawing Sheets

(56) **References Cited**
U.S. PATENT DOCUMENTS
604,522 A * 5/1898 Elliott B42D 1/00
281/15.1
1,378,654 A * 5/1921 Buchanan B42F 21/00
283/36
1,388,048 A * 8/1921 King B42F 21/00
283/36
D127,317 S * 5/1941 Close D19/1



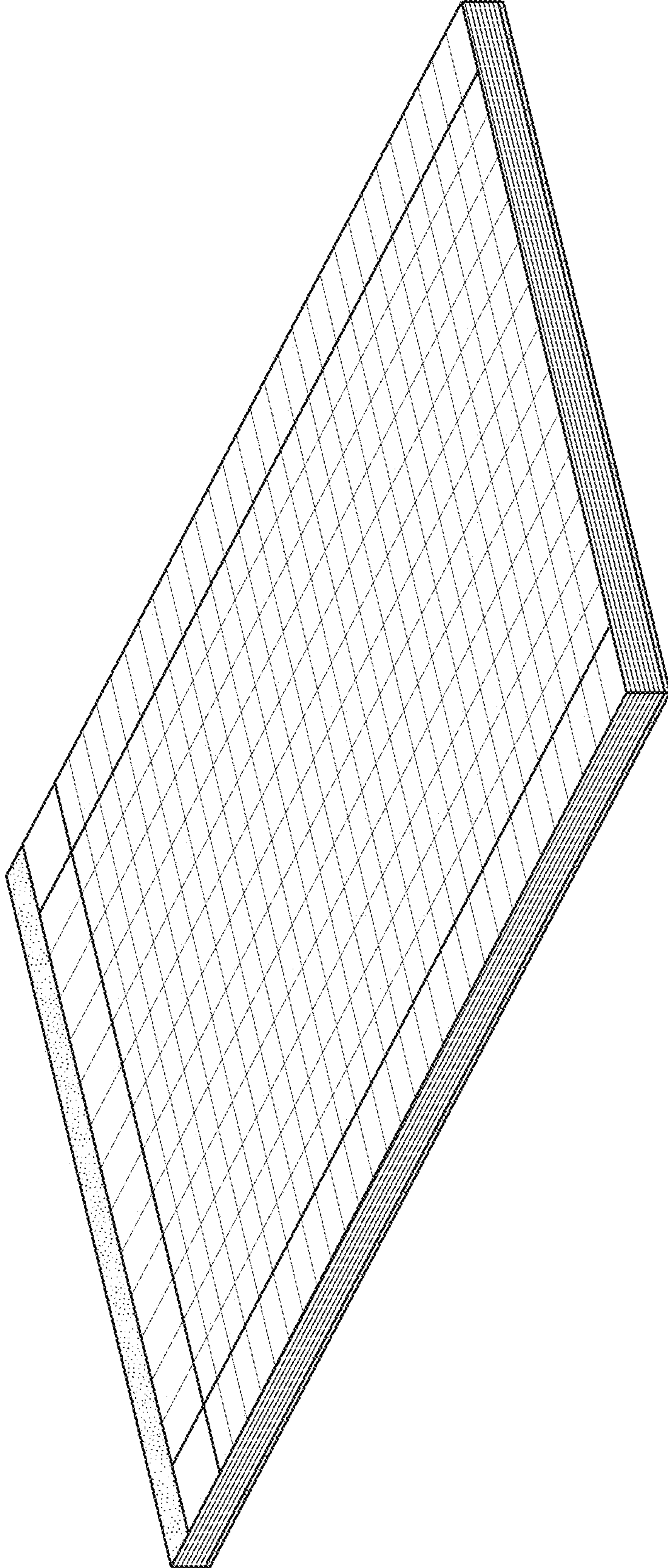


FIG. 1




FIG. 3




FIG. 2




FIG. 4 **FIG. 5**




FIG. 6




FIG. 7