



US00D902302S

(12) **United States Design Patent** (10) **Patent No.:** **US D902,302 S**  
**Larson et al.** (45) **Date of Patent:** **\*\* Nov. 17, 2020**

(54) **HOT BUTTON GIFT CARD HOLDER**

G09F 1/08; G09F 19/02; G09F 19/08;  
A47B 63/00; B42F 7/02; A47F 7/14;  
A47F 7/142

(71) Applicant: **American Greetings Corporation,**  
Cleveland, OH (US)

See application file for complete search history.

(72) Inventors: **Seth Larson,** Lakewood, OH (US);  
**Charles Robert Kelly,** Amherst, OH  
(US)

(56) **References Cited**

U.S. PATENT DOCUMENTS

D856,416 S \* 8/2019 Zingre ..... D19/2  
D864,291 S \* 10/2019 Zingre ..... D19/2

\* cited by examiner

(\*\*) Term: **15 Years**

*Primary Examiner* — Abraham Bahta

(21) Appl. No.: **29/695,916**

(74) *Attorney, Agent, or Firm* — Christine Flanagan

(22) Filed: **Jun. 24, 2019**

(57) **CLAIM**

The ornamental design for a hot button gift card holder, as shown and described.

(51) **LOC (12) Cl.** ..... **19-08**

(52) **U.S. Cl.**  
USPC ..... **D19/6**

**DESCRIPTION**

(58) **Field of Classification Search**

USPC ..... D19/1-8, 82, 100; 40/124.01-124.15,  
40/582, 540, 443, 442, 902, 672, 617,  
40/599, 331, 359, 360, 625, 717, 455,  
40/124.191, 493, 501; 446/147, 215, 217,  
446/227, 228, 236, 238; 206/449, 308.3,  
206/307; 428/42.1, 203-204, 913.3,  
428/7-11, 15-18, 542.2; 283/2-4, 74-75,  
283/91, 103, 105-106; D20/10, 22, 42,  
D20/27, 40; 229/92, 92.1, 92.8, 300-303  
CPC ..... B42D 25/00; B42D 25/20; B42D 25/23;  
B42D 25/26; B42D 25/29; B42D 25/30;  
B42D 25/285; B42D 15/022; B42D  
15/027; B42D 15/045; B42D 15/042;  
B42D 2033/00; B42D 2033/02; B42D  
2033/04; B42D 2033/08; B42D 2033/10;  
B42D 2033/16; B42D 2033/18; B42D  
2033/20; B42D 2033/22; B42D 2033/28;  
B42D 2033/30; G09F 1/00; G09F 1/06;

FIG. 1 is a perspective view of the hot button gift card holder of the present invention.

FIG. 2 is a perspective view of the underside of the hot button gift card holder of FIG. 1.

FIG. 3 is a front view of the hot button gift card holder of FIG. 1.

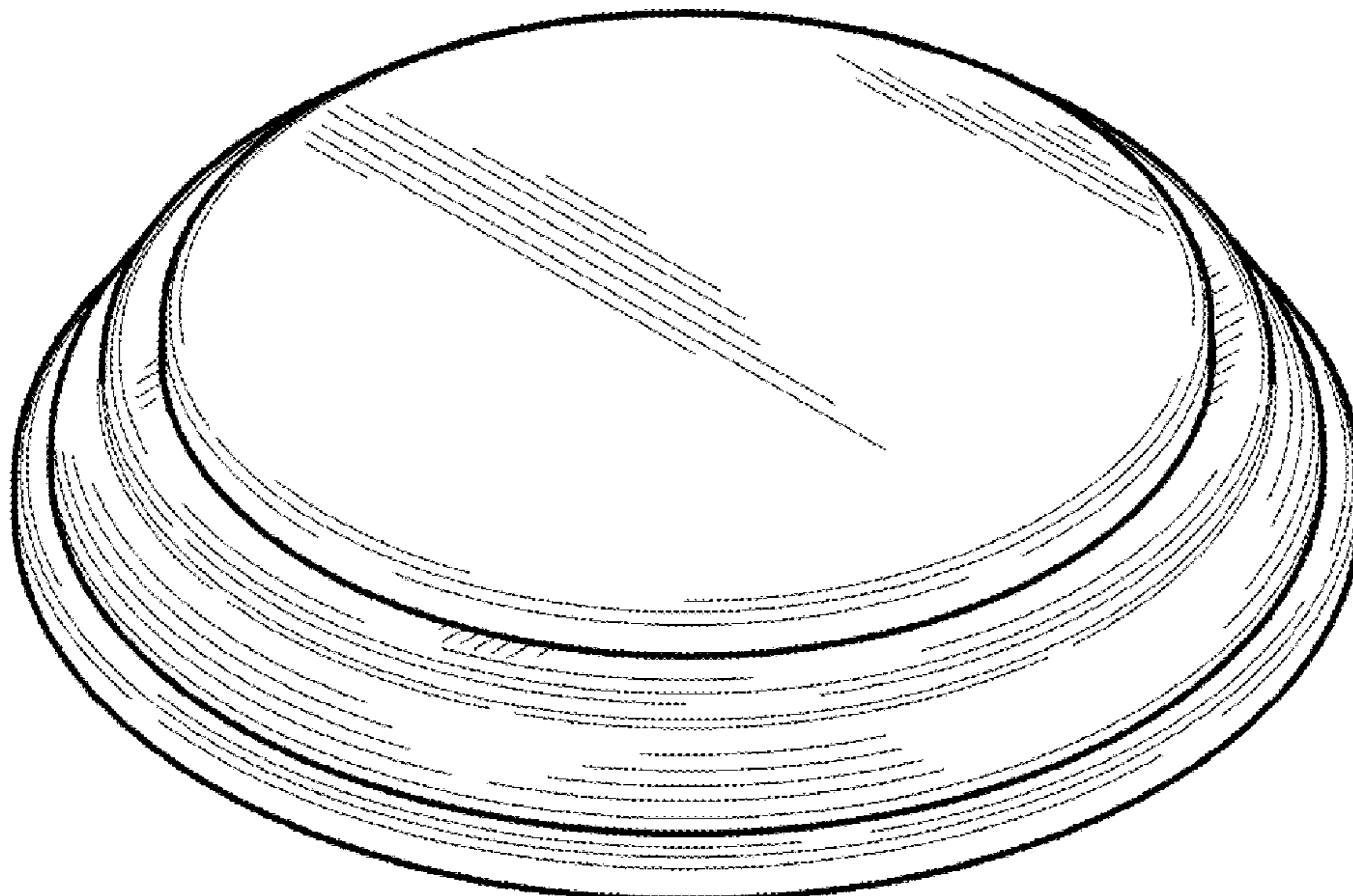
FIG. 4 is a rear view of the hot button gift card holder of fig. 1.

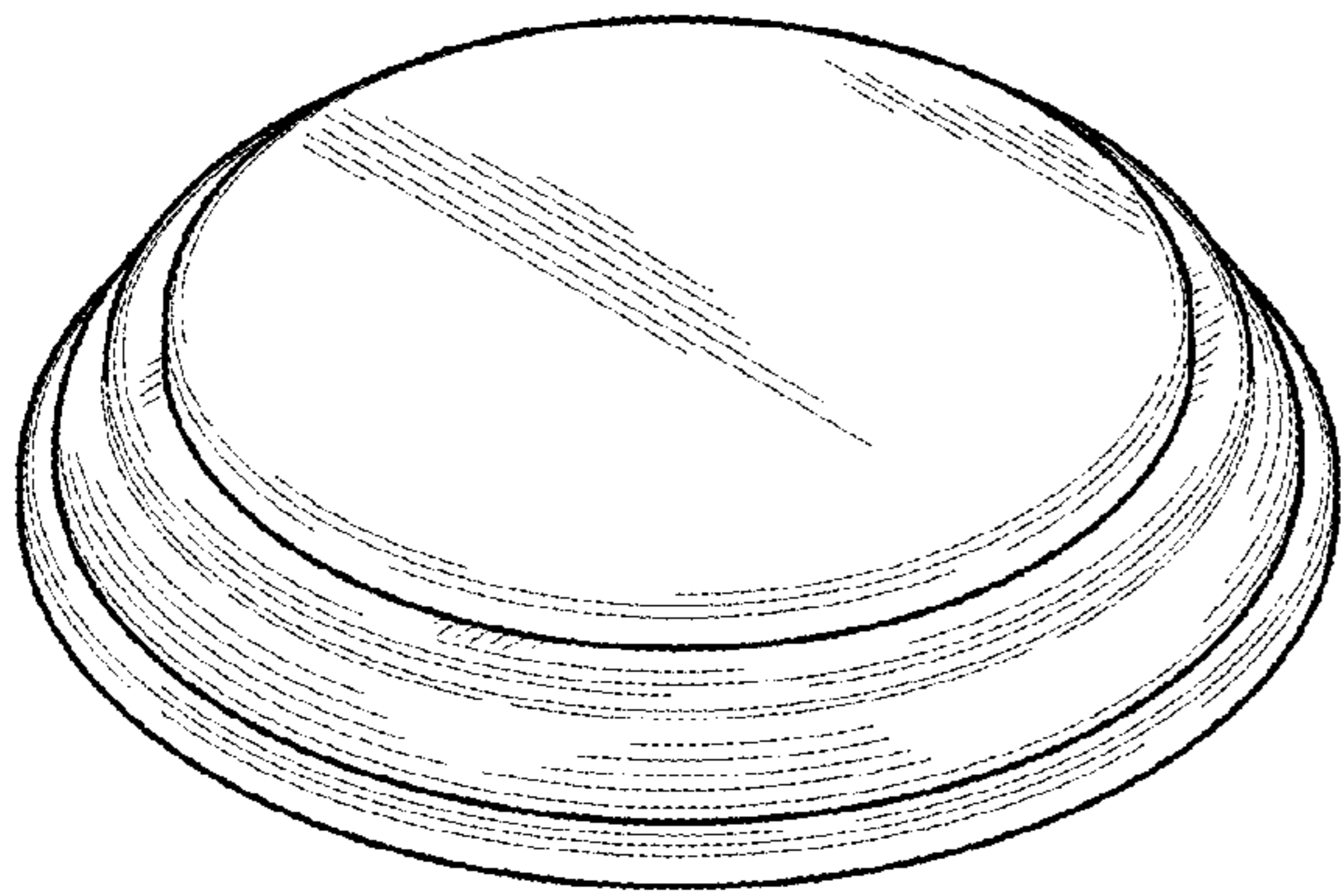
FIG. 5 is a top down view of the hot button gift card holder of FIG. 1.

FIG. 6 is a bottom up view of the hot button gift card holder of FIG. 1; and,

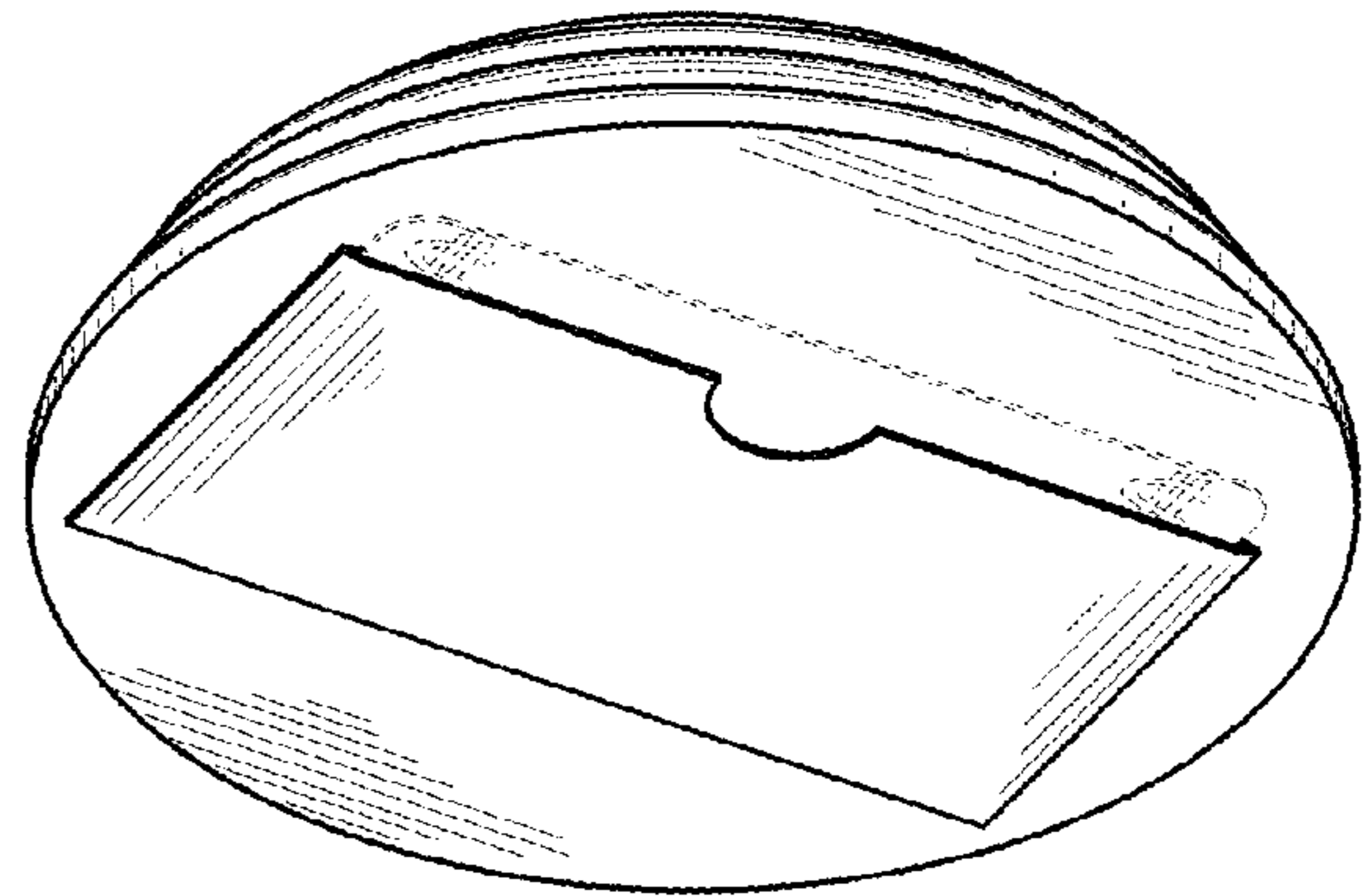
FIG. 7 is a left side view of the hot button gift card holder of FIG. 1, the right side view being a mirror image thereof. The broken lines are for the purpose of illustrating the environment of the design only and form no part of the claimed design.

**1 Claim, 1 Drawing Sheet**

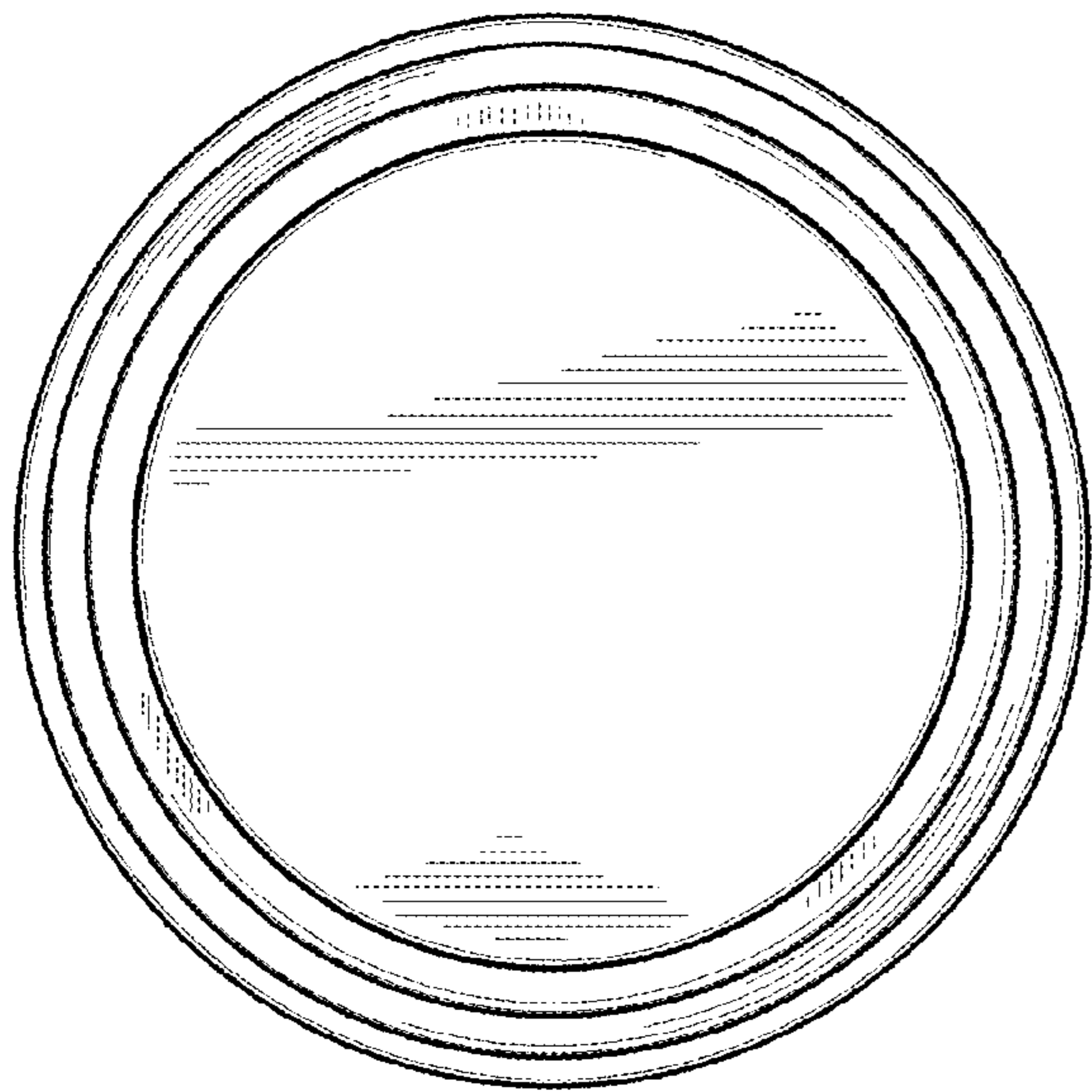





**Fig. 1**



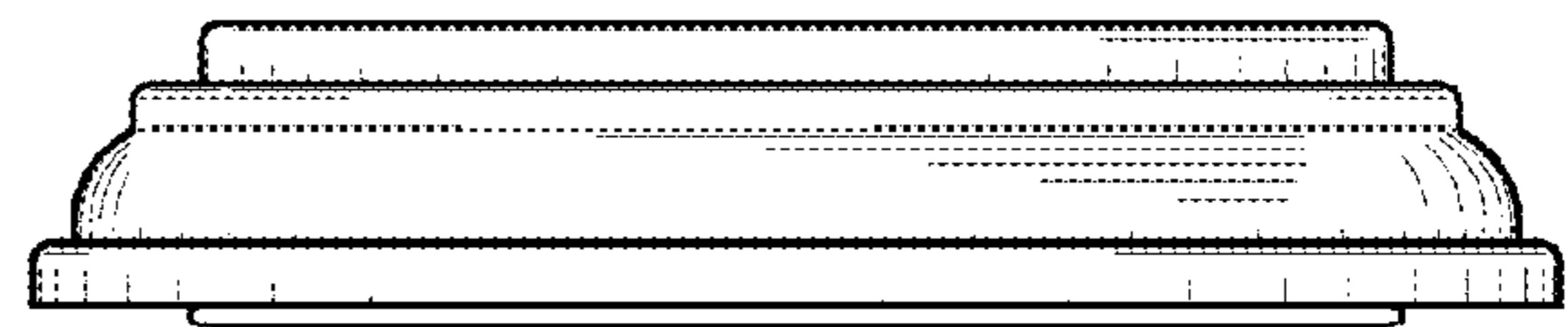
**Fig. 2**



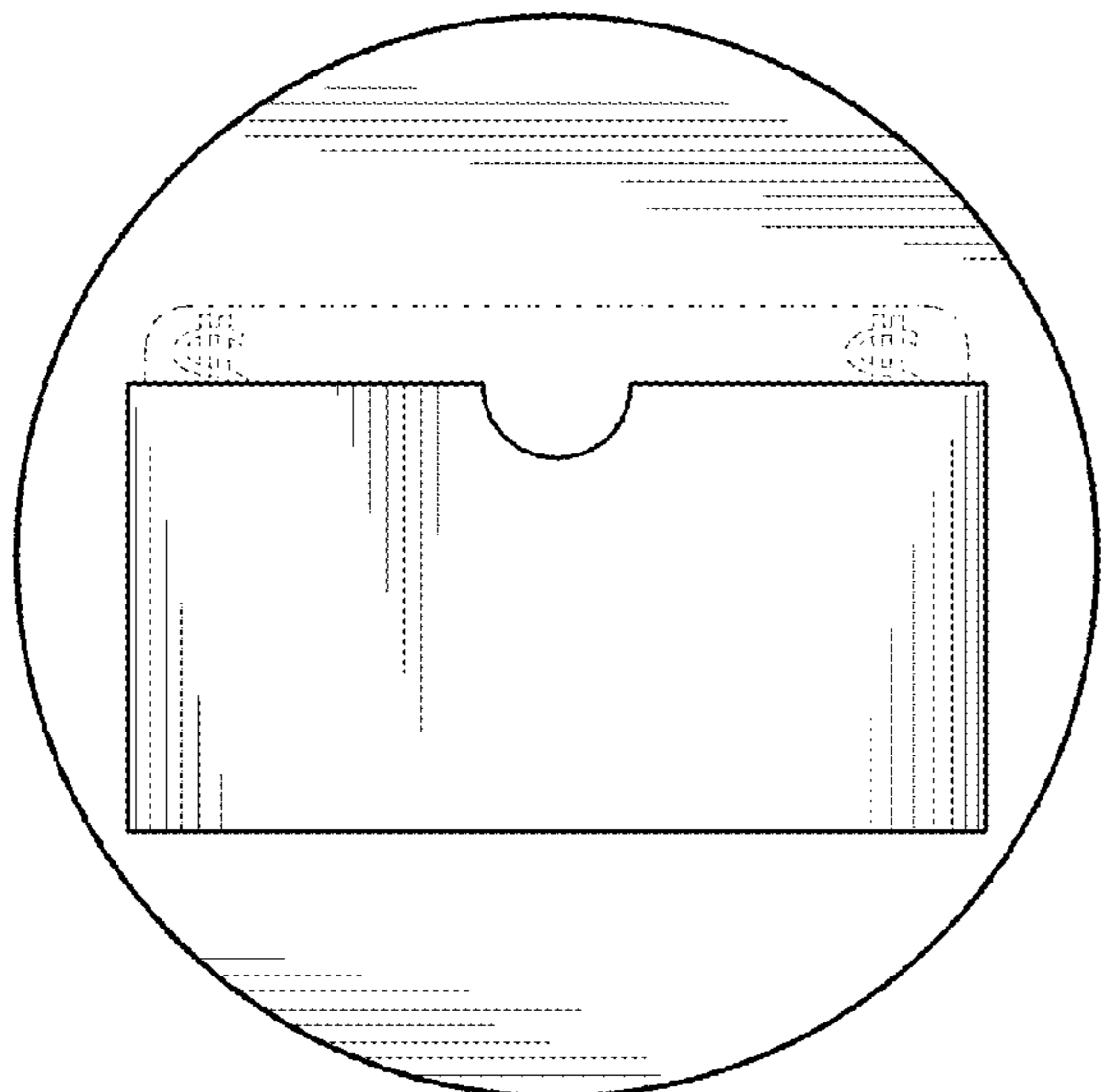
**Fig. 3**




**Fig. 5**



**Fig. 6**



**Fig. 4**



**Fig. 7**