



US00D902263S

(12) **United States Design Patent**
Kamoda et al.

(10) **Patent No.:** **US D902,263 S**
(45) **Date of Patent:** **** Nov. 17, 2020**

- (54) **MOUNT FOR TRACTOR**
- (71) Applicant: **ISEKI & CO., LTD.**, Ehime-ken (JP)
- (72) Inventors: **Hiroshi Kamoda**, Ehime-ken (JP);
Shiro Ito, Ehime-ken (JP); **Itsuki Doi**,
Ehime-ken (JP); **Akira Okimoto**,
Ehime-ken (JP); **Yutaka Kajino**,
Ehime-ken (JP); **Seiji Tanaka**,
Ehime-ken (JP); **Hisasada Fujiie**,
Ehime-ken (JP); **Akihiro Machida**,
Ehime-ken (JP)
- (73) Assignee: **Iseki & Co., Ltd.**, Ehime-Ken (JP)
- (**) Term: **15 Years**
- (21) Appl. No.: **29/687,379**
- (22) Filed: **Apr. 12, 2019**

D476,606 S *	7/2003	Hamm	D12/169
D484,894 S *	1/2004	McCord	D15/28
D485,219 S *	1/2004	Hamm	D12/169
D544,888 S *	6/2007	Mursch	D15/28
D581,953 S *	12/2008	Matsumoto	D15/15
D604,750 S *	11/2009	Smith	D15/28
D685,005 S *	6/2013	Dwyer	D15/17
D753,192 S *	4/2016	Jackson	D15/28
D754,212 S *	4/2016	Jackson	D15/28
D771,537 S *	11/2016	Hare	D12/169
D793,304 S *	8/2017	McMath	D12/169
D796,399 S *	9/2017	Steen	D12/169
D801,892 S *	11/2017	Drever	D12/171
D826,115 S *	8/2018	Chi	D12/172
D841,697 S *	2/2019	Niclot	D15/28
D864,806 S *	10/2019	Wood	D12/171
D874,999 S *	2/2020	Ewing	D12/171
D878,977 S *	3/2020	Ewing	D12/171
2008/0029989 A1 *	2/2008	Griffiths	B62D 25/168 280/154

(30) **Foreign Application Priority Data**

Oct. 26, 2018 (JP) 2018-023595

(51) **LOC (12) Cl.** **15-03**

(52) **U.S. Cl.**
USPC **D15/28**

(58) **Field of Classification Search**
USPC D15/10, 14, 15, 22-26, 33, 28; 180/69.2,
180/89.1, 89.12, 900; 56/12.7, 15.8, 16.7,
56/13.3, 10.1, 202, 320.1
CPC A01B 51/026; B62D 49/02; B62D 33/06;
B62D 33/0604; B62D 33/0617; B62D
25/10; B60K 15/063; B60K 15/073;
B60K 2015/0637

See application file for complete search history.

(56) **References Cited**

U.S. PATENT DOCUMENTS

D297,724 S * 9/1988 Helber D12/169
D365,573 S * 12/1995 Westimayer D12/169

* cited by examiner

Primary Examiner — Mark A Goodwin

(74) *Attorney, Agent, or Firm* — RatnerPrestia

(57) **CLAIM**

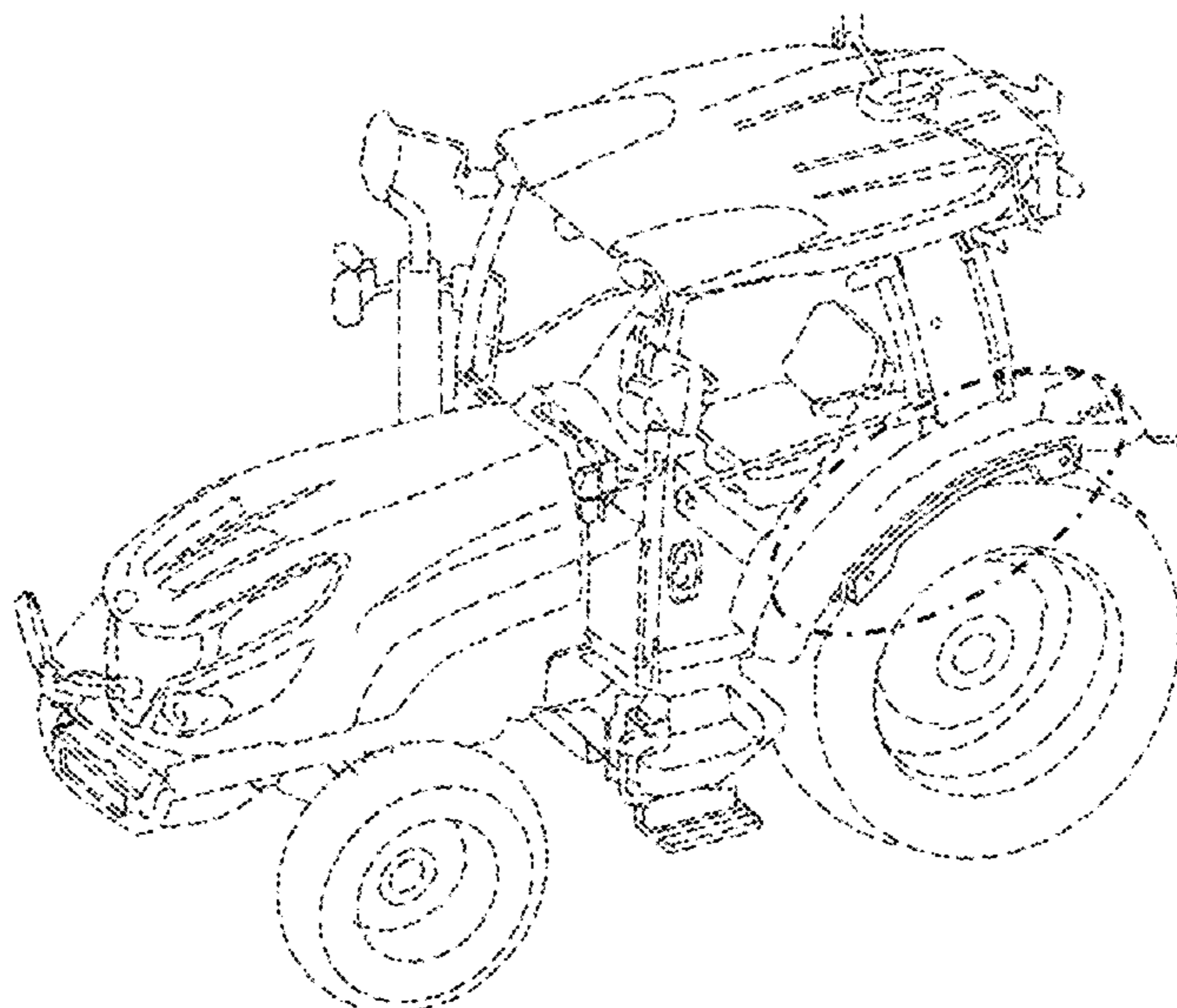
The ornamental design for a mount for tractor, as shown and described.

DESCRIPTION

FIG. 1 is a front perspective view of a mount for tractor; FIG. 2 is an enlarged front elevation view thereof; FIG. 3 is an enlarged rear elevation view thereof; FIG. 4 is an enlarged right side elevation view thereof; and, FIG. 5 is an enlarged top plan view thereof.

The broken line showing of the mount for tractor is for the purpose of illustrating portions of the mount for tractor and forms no part of the claimed design. Shown in dash-dot lines is the boundary of the claimed design.

1 Claim, 5 Drawing Sheets



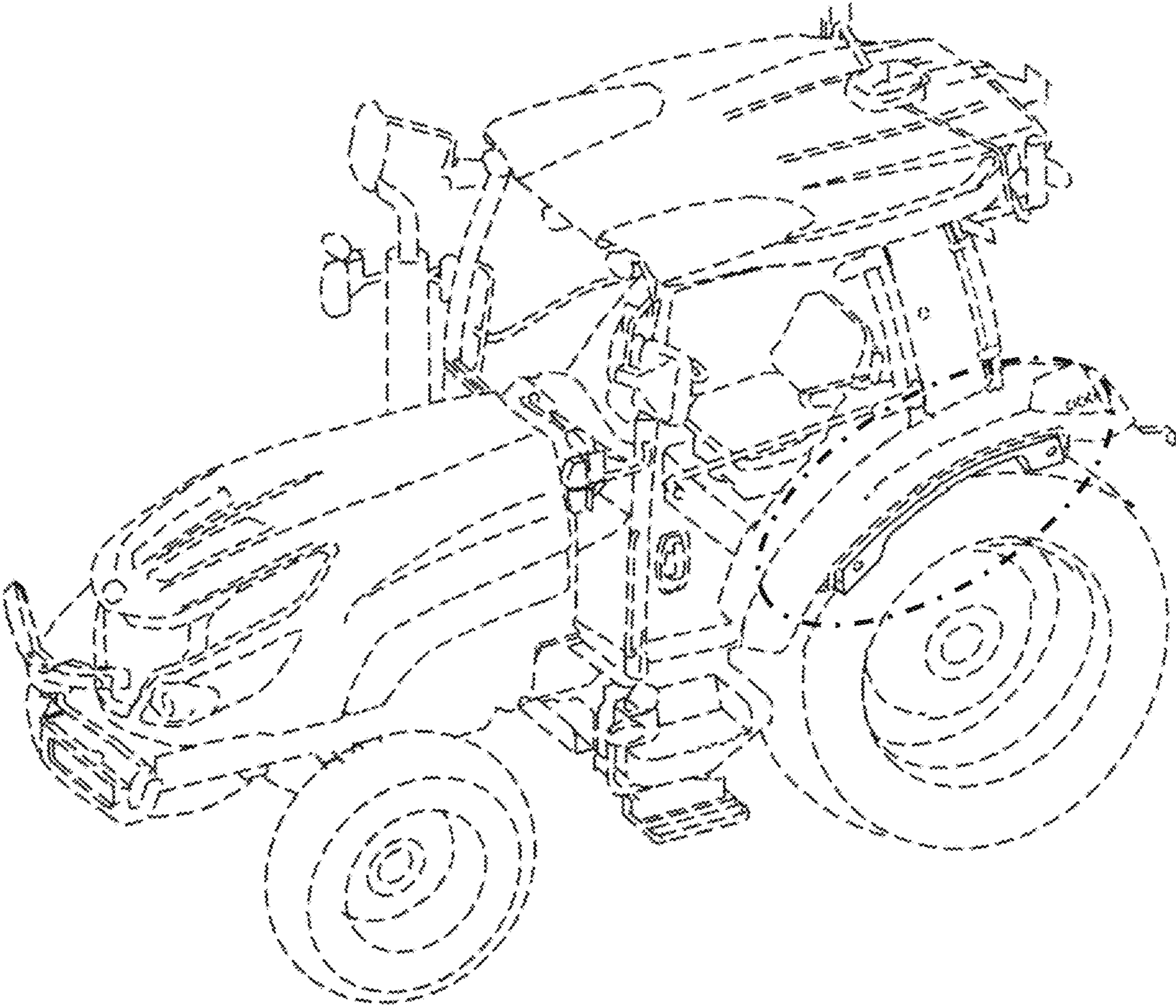


FIG. 1

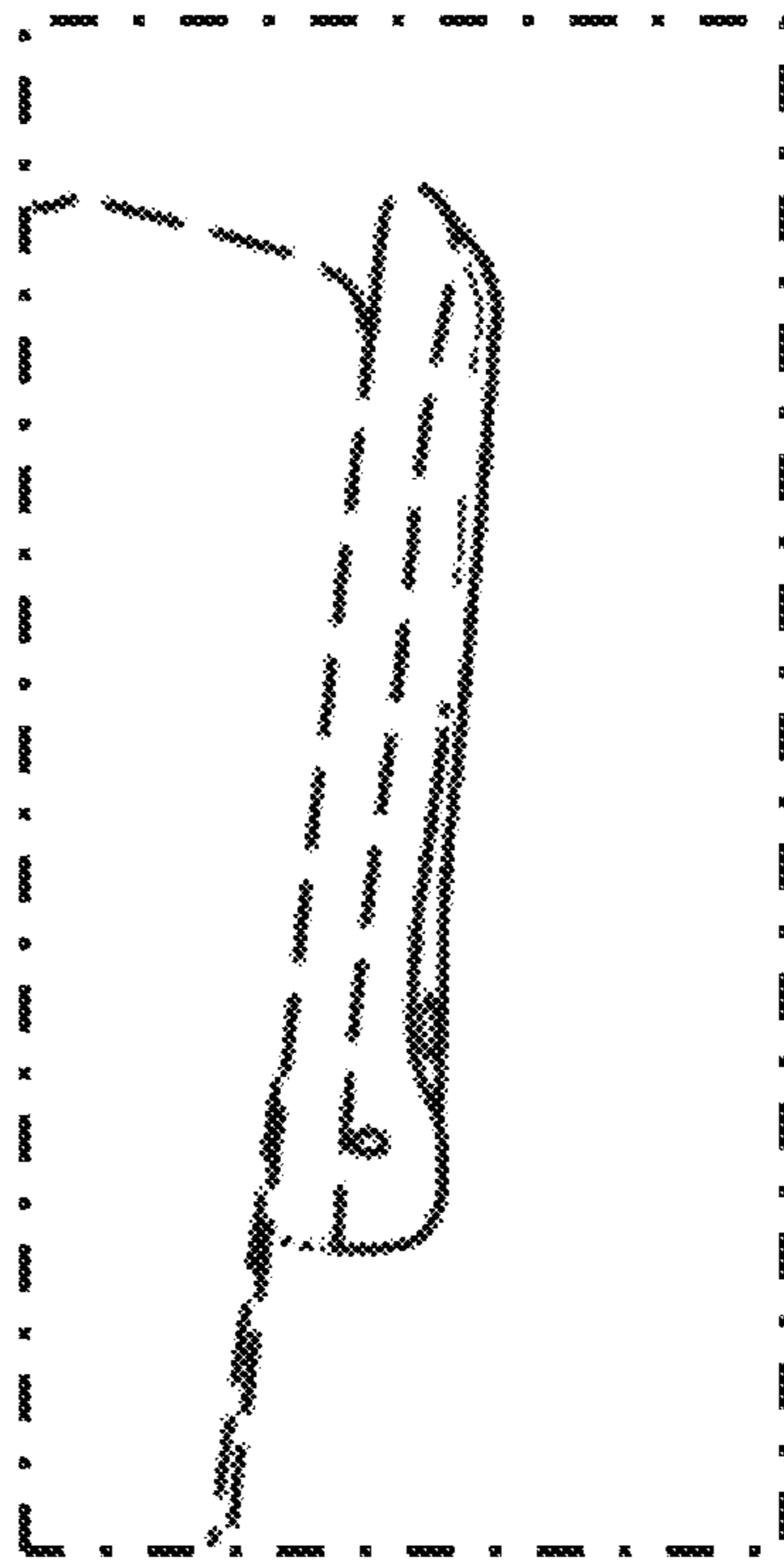


FIG. 2

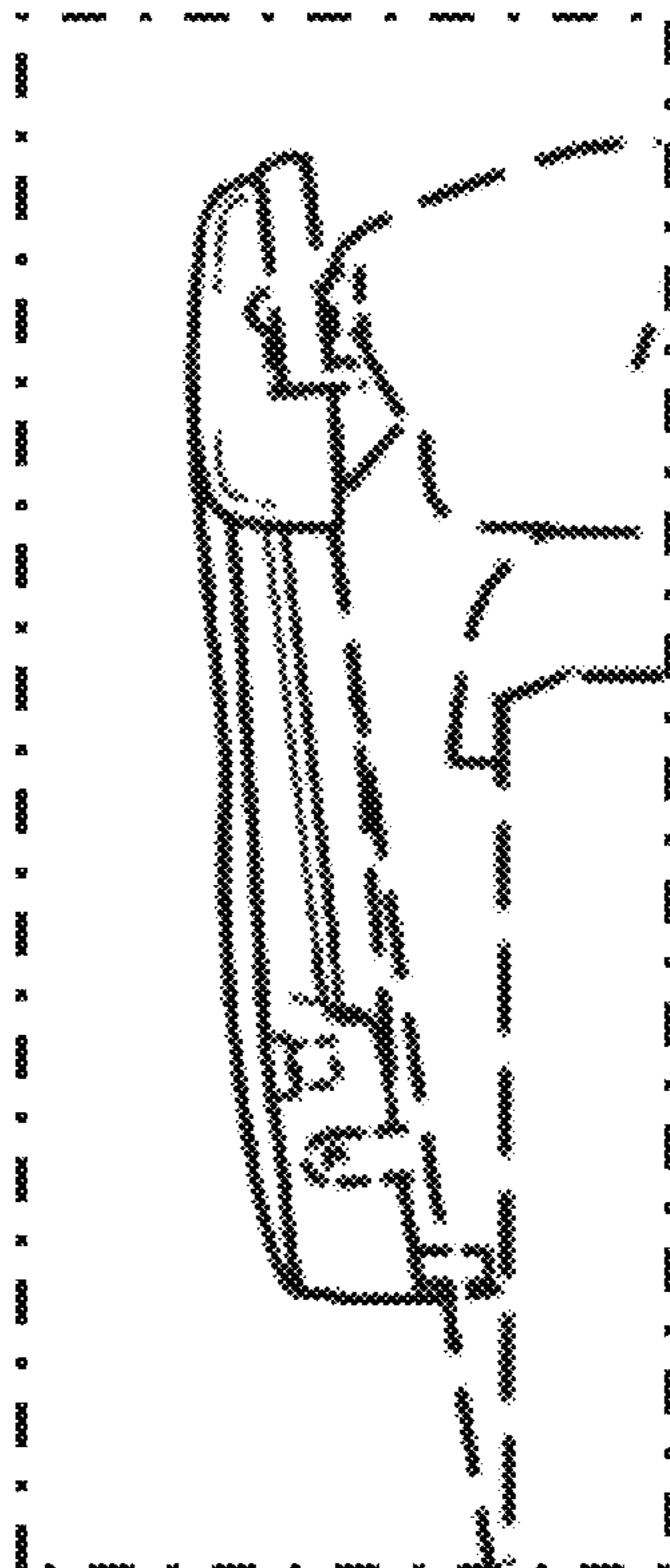


FIG. 3

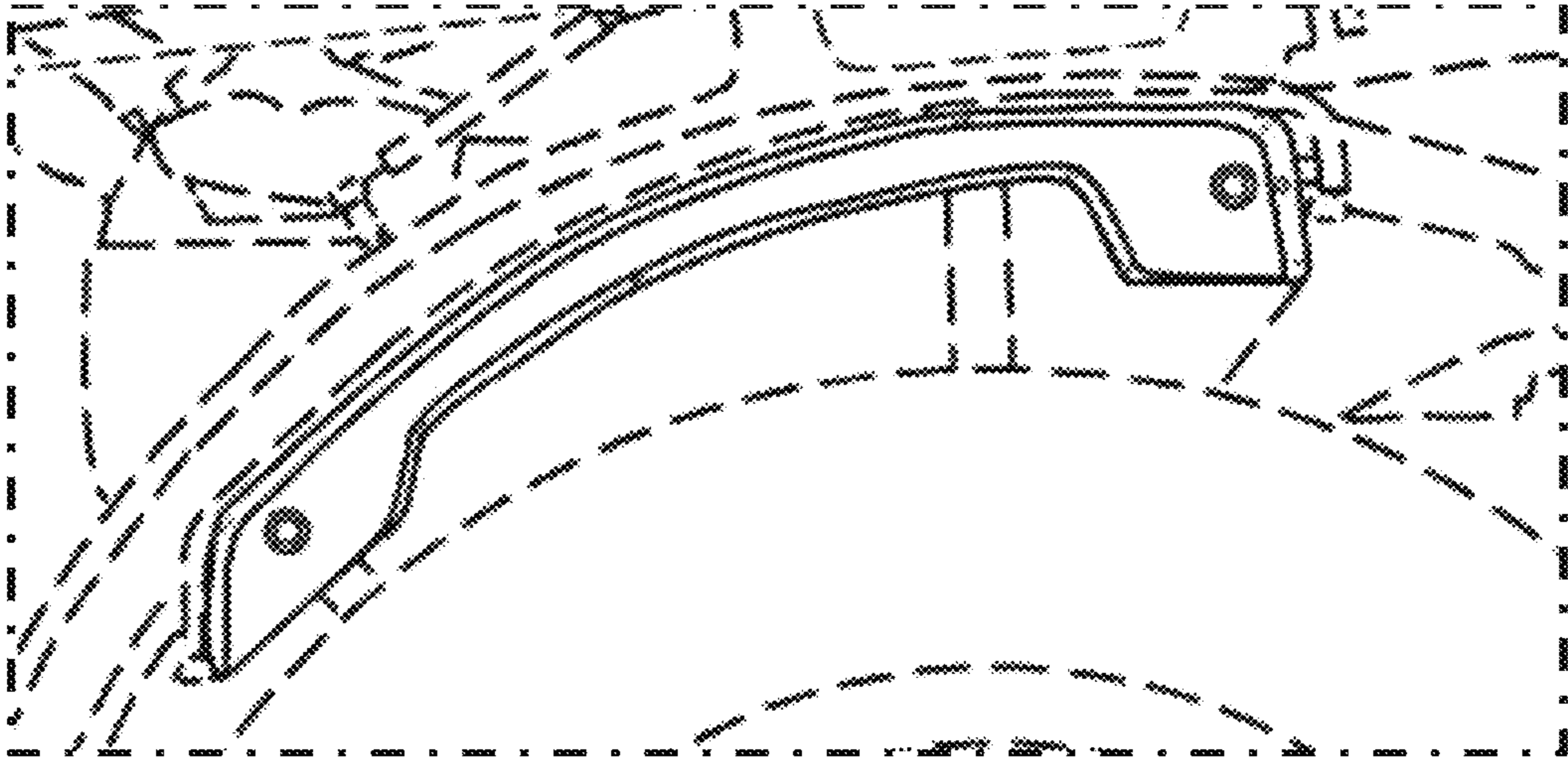


FIG. 4




FIG. 5