



US00D902218S

(12) **United States Design Patent** (10) **Patent No.:** **US D902,218 S**  
**Lee et al.** (45) **Date of Patent:** **\*\* Nov. 17, 2020**

(54) **SUPPORTING FRAME**

(71) Applicant: **SYNCMOLD ENTERPRISE CORP.**,  
New Taipei (TW)

(72) Inventors: **Yuan-Chi Lee**, New Taipei (TW);  
**Chih-Hsin Chou**, New Taipei (TW);  
**Tung-Chiung Chen**, New Taipei (TW)

(73) Assignee: **SYNCMOLD ENTERPRISE CORP.**,  
New Taipei (TW)

(\*\*) Term: **15 Years**

(21) Appl. No.: **29/700,992**

(22) Filed: **Aug. 7, 2019**

(30) **Foreign Application Priority Data**

Jul. 14, 2019 (TW) ..... 108304230

(51) **LOC (12) Cl.** ..... **14-02**

(52) **U.S. Cl.**  
USPC ..... **D14/451**

(58) **Field of Classification Search**  
USPC ..... D14/371-382, 125-129, 335-337,  
D14/447-452, 492, 239, 457, 439-441,  
D14/432, 251-253; D8/349, 354, 363,  
D8/373, 376, 380; 348/180, 184, 325,  
348/739, 825; D12/407, 415; D3/218;  
341/12

CPC ..... G06F 3/0412; G06F 3/016; G06F 3/0488;  
G06F 3/011; G06F 3/038; G06F 3/03543;  
G06F 3/0338; G06F 3/0202; G06F  
3/0219; G06F 3/0213; G06F 1/1616;  
G06F 3/023; G06F 3/04883; G02F  
1/13338; G02F 1/1313; G02F 1/1333;  
G02F 1/135; G02F 1/132; G02F  
1/133308; G02F 1/134309; G02F  
1/13718; G09G 3/3648; G06K 15/1252;  
B41J 2/465; G03F 7/70291; G02B  
27/0172; G02B 5/30; G02B 2027/0118;  
G02B 27/0101; F16M 13/02; F16M

13/00; F16M 11/10; F16M 11/04; F16M  
2200/08; F16M 11/2021; A47B 21/0314;  
A47B 88/044; A47B 2021/0335; H02G  
3/126; F16B 47/00; F16B 47/006; A47G  
1/17; A47K 2201/00

See application file for complete search history.

(56) **References Cited**

**U.S. PATENT DOCUMENTS**

D295,415	S	*	4/1988	Thies	.....	D14/452
D757,021	S	*	5/2016	Won	.....	D14/451
D759,002	S	*	6/2016	Won	.....	D14/239
D760,723	S	*	7/2016	Won	.....	D14/447
D763,259	S	*	8/2016	Lee	.....	D14/375
D787,522	S	*	5/2017	Lee	.....	D14/451
D837,223	S	*	1/2019	Wu	.....	D14/451
D841,014	S	*	2/2019	Laudadio	.....	D14/447
D849,456	S	*	5/2019	Chumakov	.....	D6/656.13
D894,196	S	*	8/2020	Wu	.....	D14/451
2004/0084579	A1	*	5/2004	Lee	.....	F16M 11/08 248/125.1

(Continued)

*Primary Examiner* — Katie Jane Stofko

(74) *Attorney, Agent, or Firm* — Muncy, Geissler, Olds &  
Lowe, P.C.

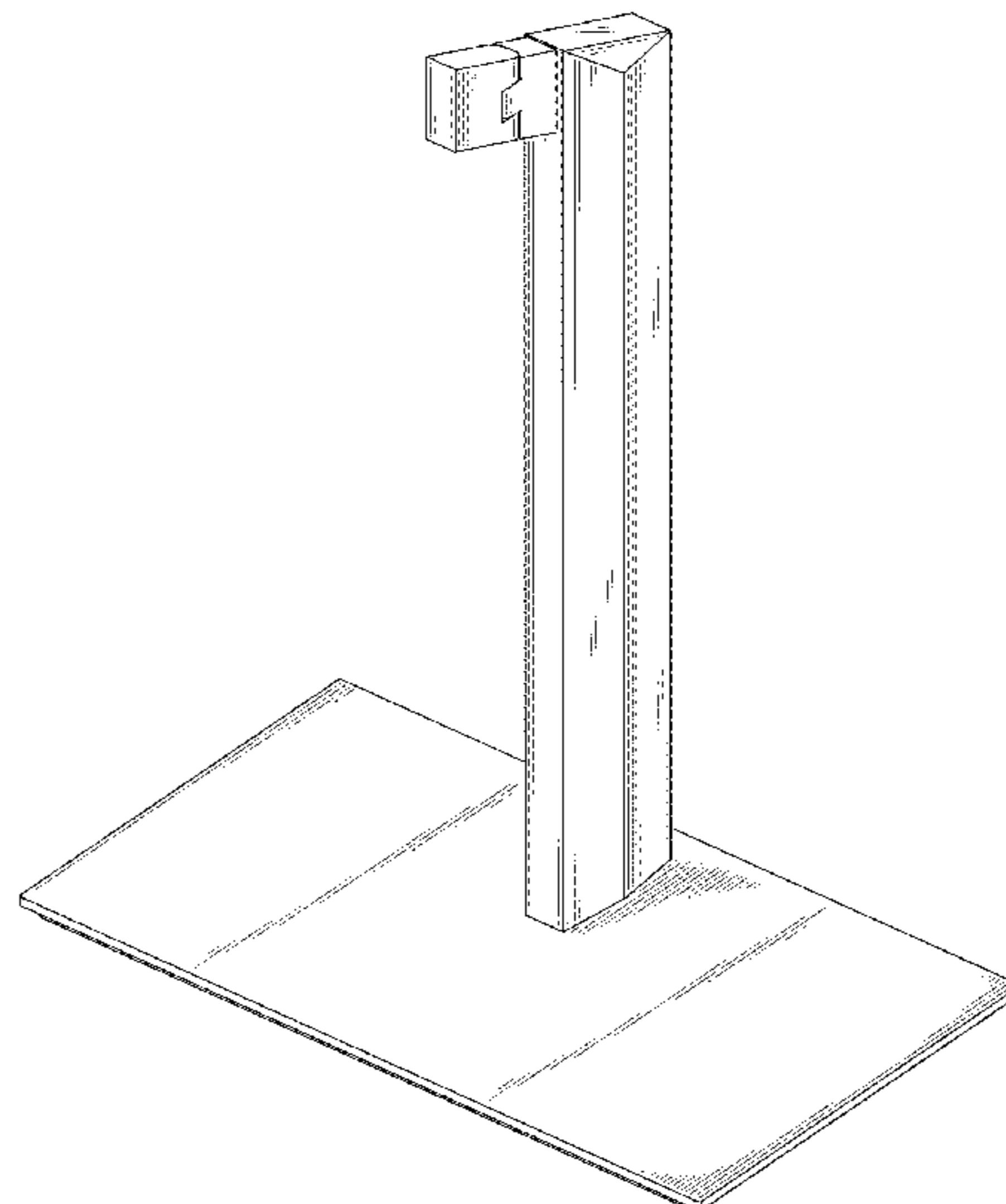
(57) **CLAIM**

The ornamental design for a supporting frame, as shown and  
described.

**DESCRIPTION**

FIG. 1 is a perspective view of a supporting frame showing  
the claimed design;  
FIG. 2 is a front elevational view thereof;  
FIG. 3 is a rear elevational view thereof;  
FIG. 4 is a left side elevational view thereof;  
FIG. 5 is a right side elevational view thereof;  
FIG. 6 is a top plan view thereof; and,  
FIG. 7 is a bottom plan view thereof.

**1 Claim, 6 Drawing Sheets**



(56)

**References Cited**

U.S. PATENT DOCUMENTS

2007/0064380 A1\* 3/2007 Shin ..... F16M 11/2064  
361/679.07  
2007/0252919 A1\* 11/2007 McGreevy ..... F16M 11/10  
348/825

\* cited by examiner

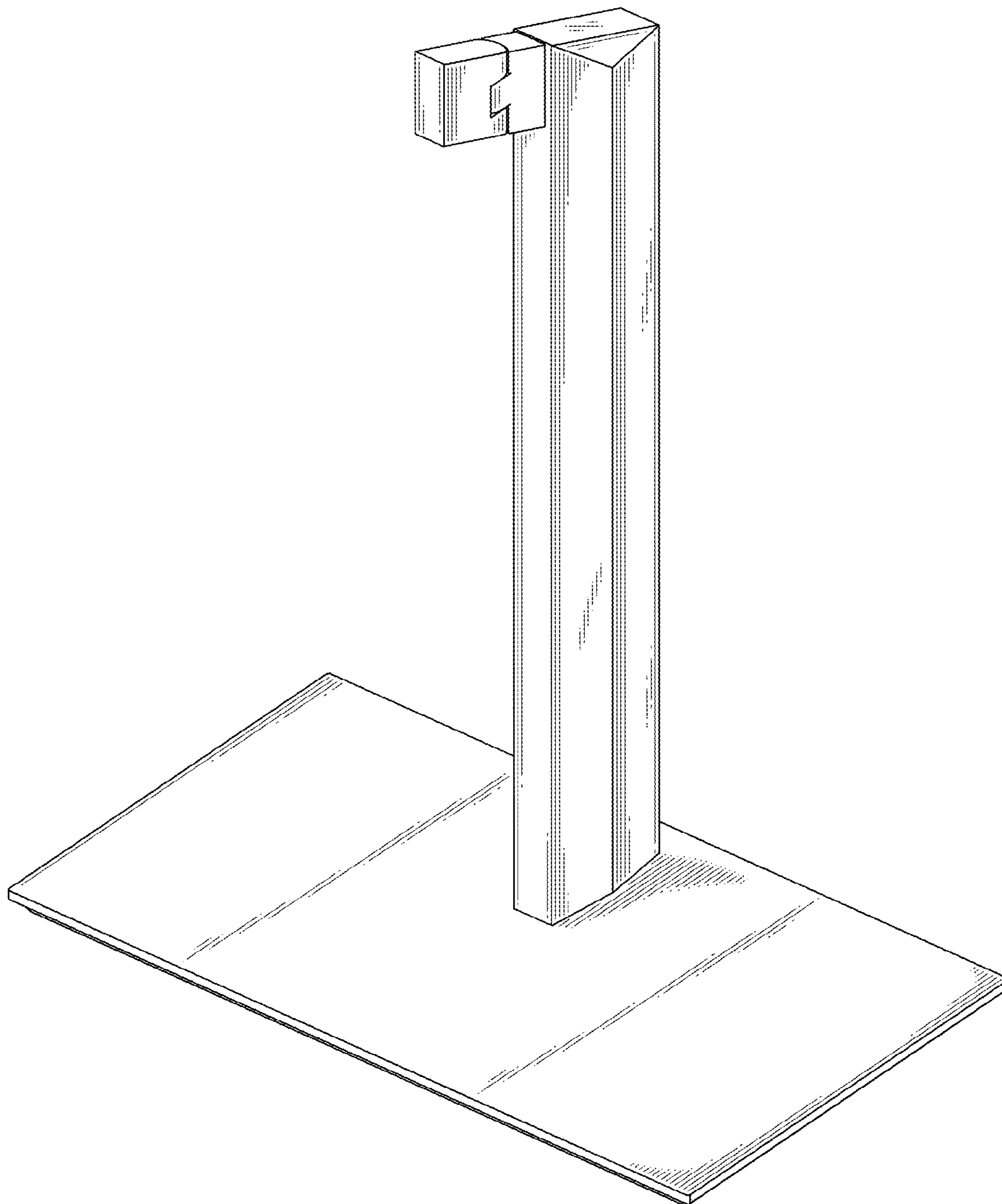


FIG. 1

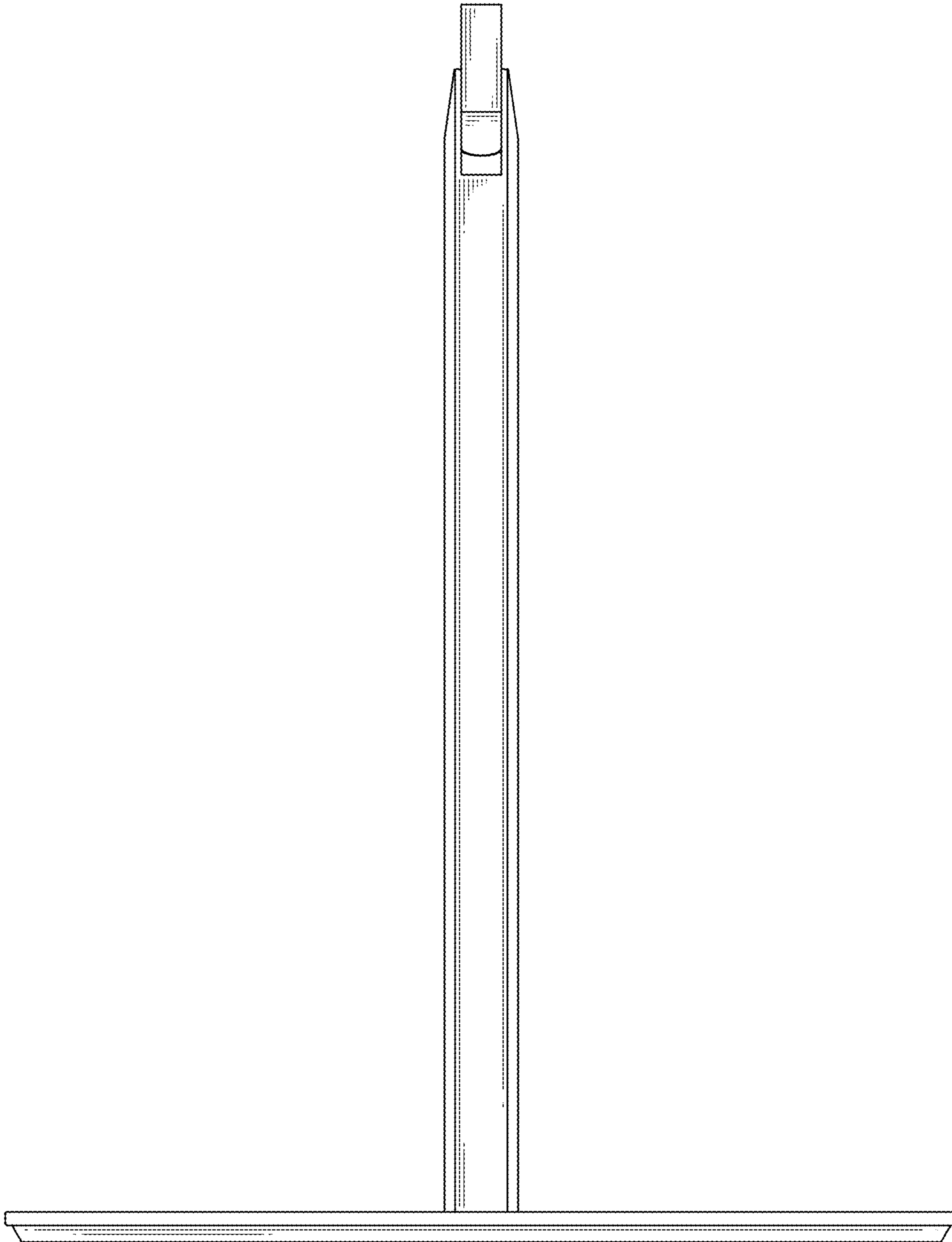


FIG. 2

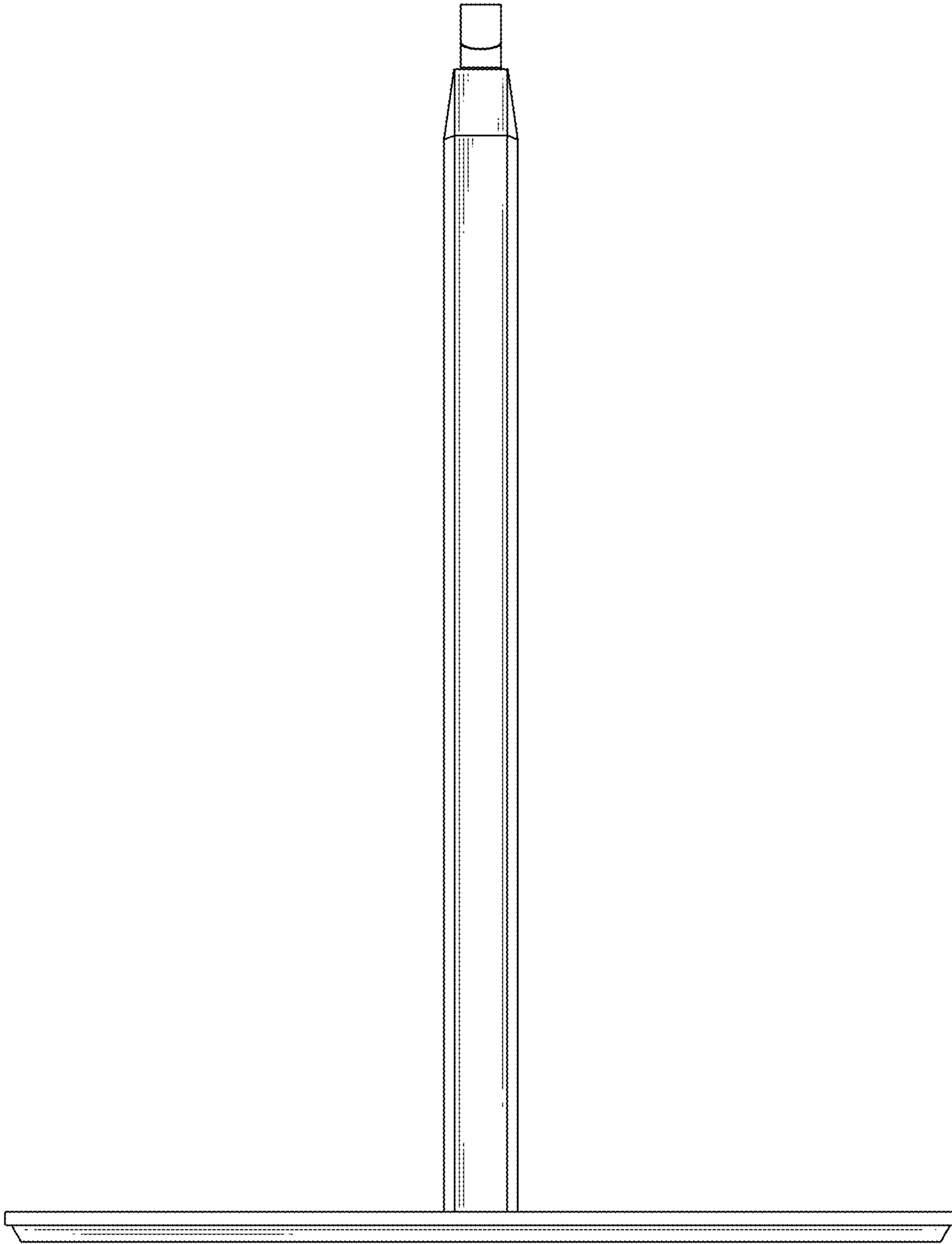


FIG. 3

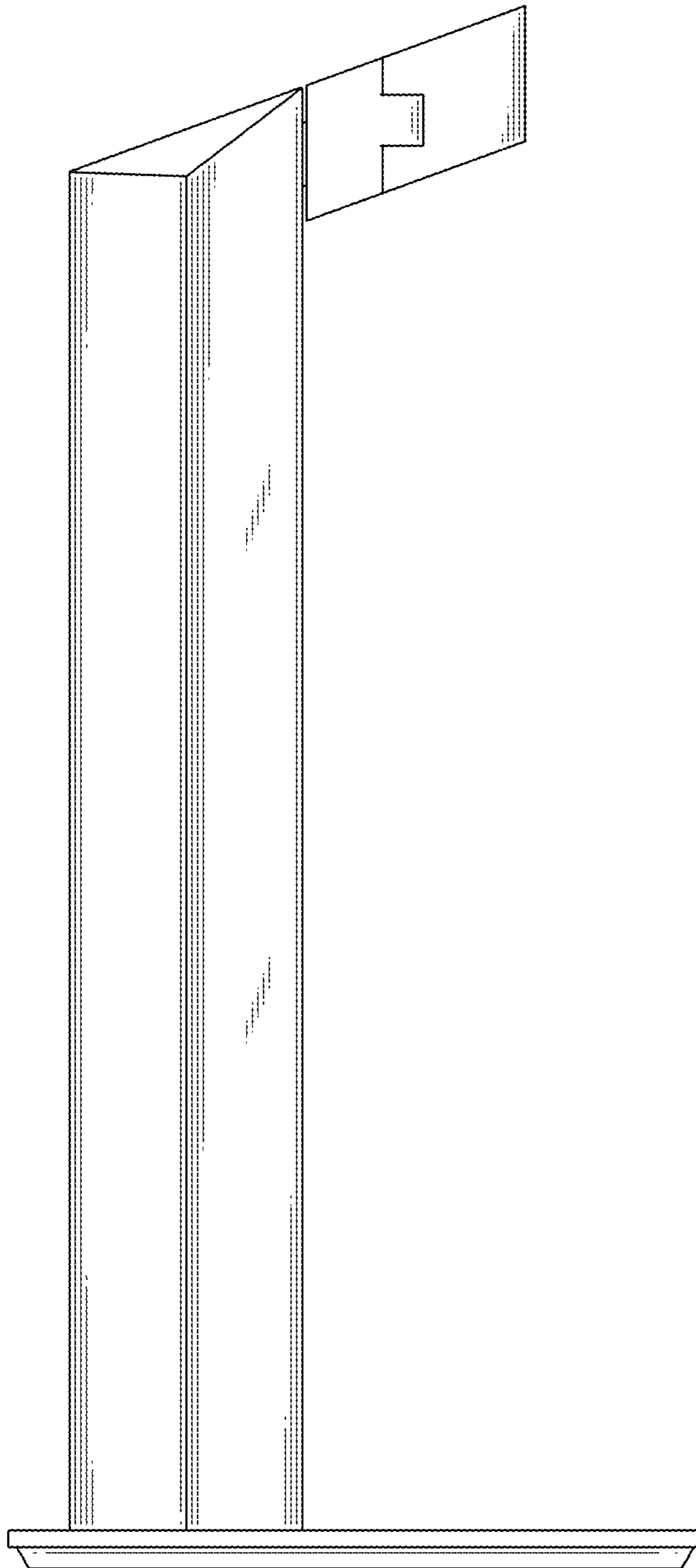


FIG. 4

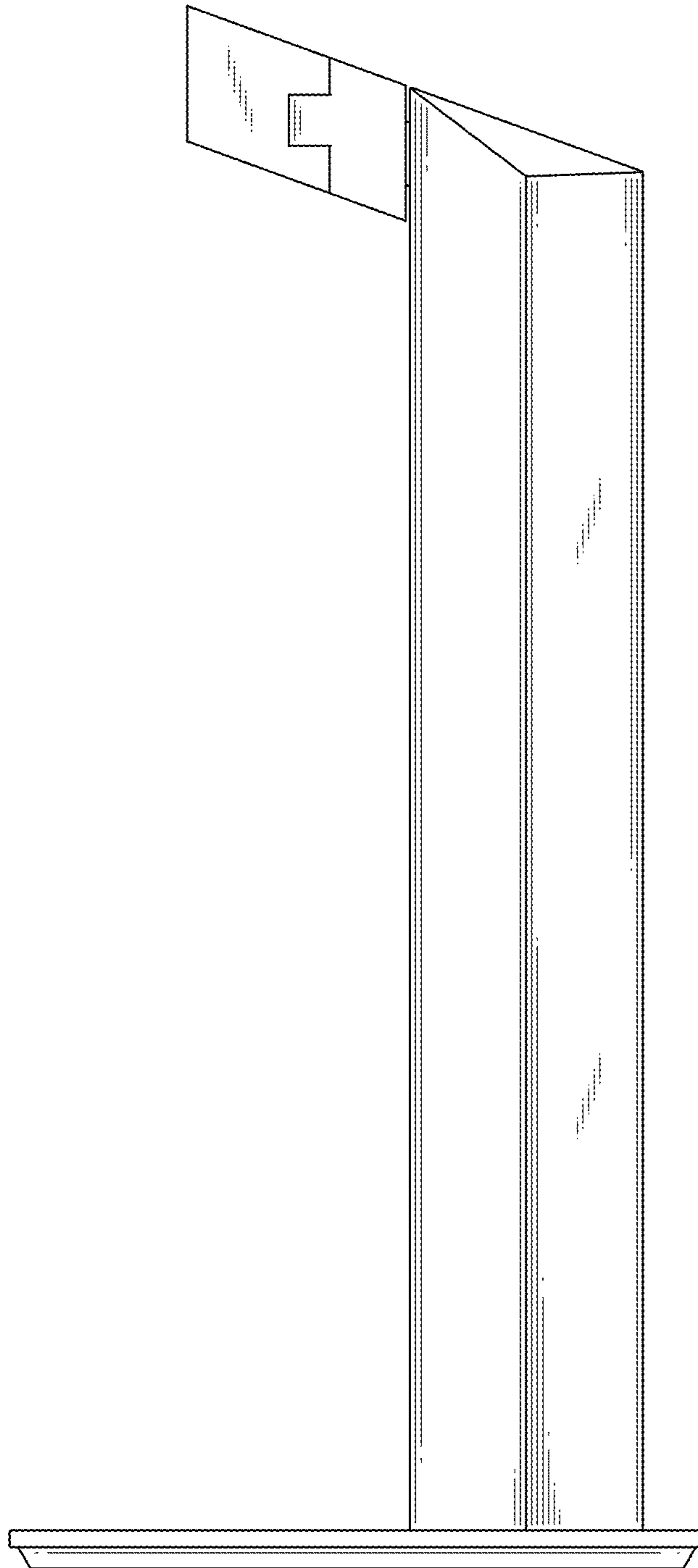


FIG. 5

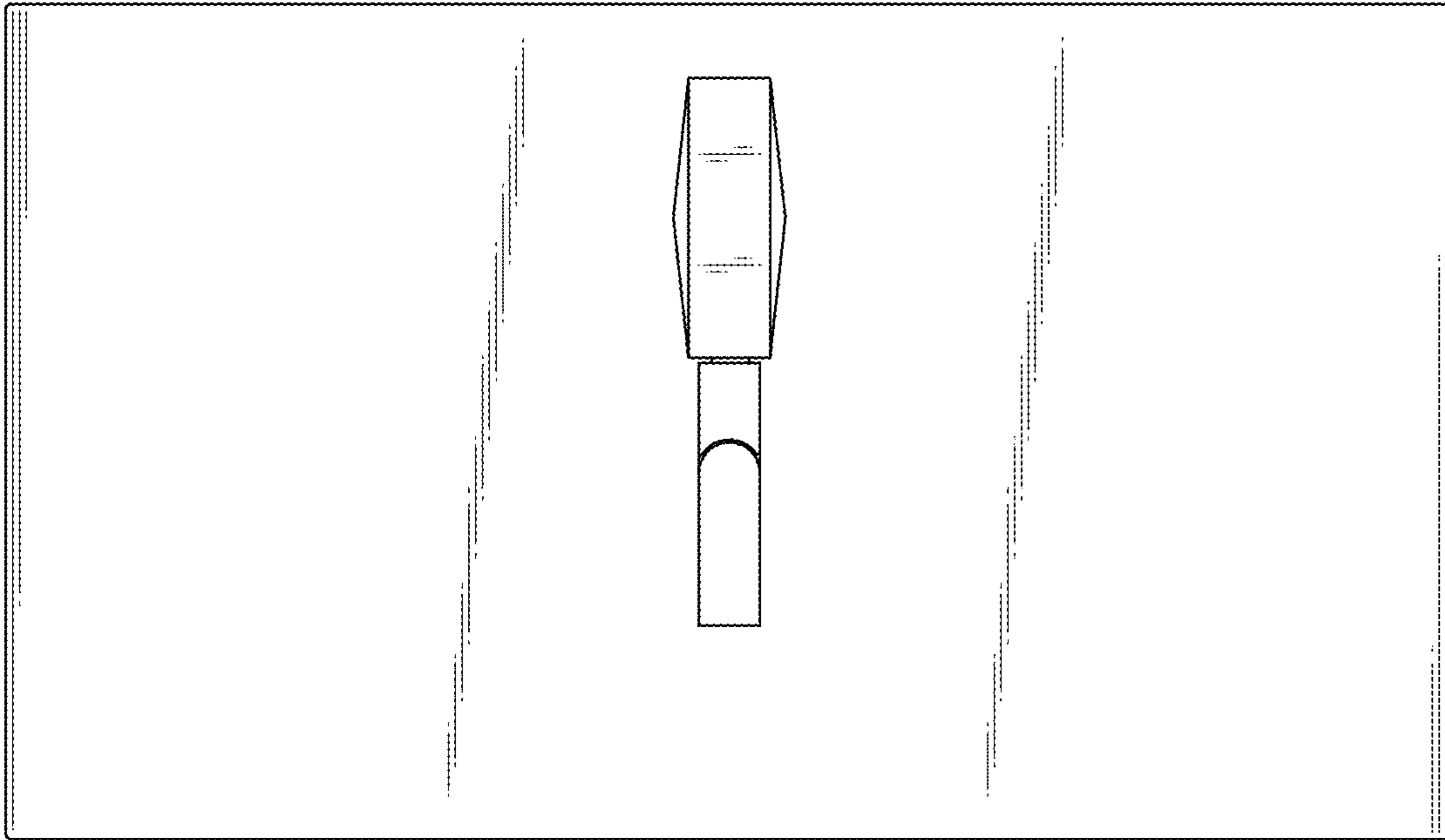


FIG. 6




FIG. 7