



US00D902179S

(12) **United States Design Patent** (10) **Patent No.:** **US D902,179 S**
Miller et al. (45) **Date of Patent:** **** Nov. 17, 2020**

(54) **MAGNETIC ATTACHMENT CHIP**
(71) Applicant: **Halo International SEZC Ltd.**, Grand Cayman (KY)
(72) Inventors: **Garold C. Miller**, Hartford, CT (US); **Nathan Daniel Weinstein**, Hartford, CT (US)
(73) Assignee: **HALO INTERNATIONAL SEZC INC.**, Georgetown (KY)
(**) Term: **15 Years**

9,486,910 B2 11/2016 Stevens
D781,832 S * 3/2017 Snitko D14/250
D788,092 S * 5/2017 Phang D14/250
D794,607 S 8/2017 Srouf
D809,449 S * 2/2018 Zhang D12/415
D815,086 S 4/2018 Jeon
D819,603 S * 6/2018 Pearce D14/217
D826,705 S 8/2018 Zhou
D827,612 S 9/2018 Srouf
D840,377 S 2/2019 Jin
10,213,010 B2 2/2019 Pearce
D847,805 S * 5/2019 Lederer D14/250
D850,455 S * 6/2019 Cheng D14/440
D856,977 S 8/2019 Hartmann
D860,984 S 9/2019 Stagge
(Continued)

(21) Appl. No.: **29/668,596**
(22) Filed: **Oct. 31, 2018**
(51) **LOC (12) Cl.** **14-03**
(52) **U.S. Cl.**
USPC **D14/217**
(58) **Field of Classification Search**
USPC D14/217, 224, 229, 251, 250, 252, 253,
D14/299, 432
CPC ... G06F 1/163; G06K 9/18; A45F 5/00; A45F
3/00; A45F 3/14
See application file for complete search history.

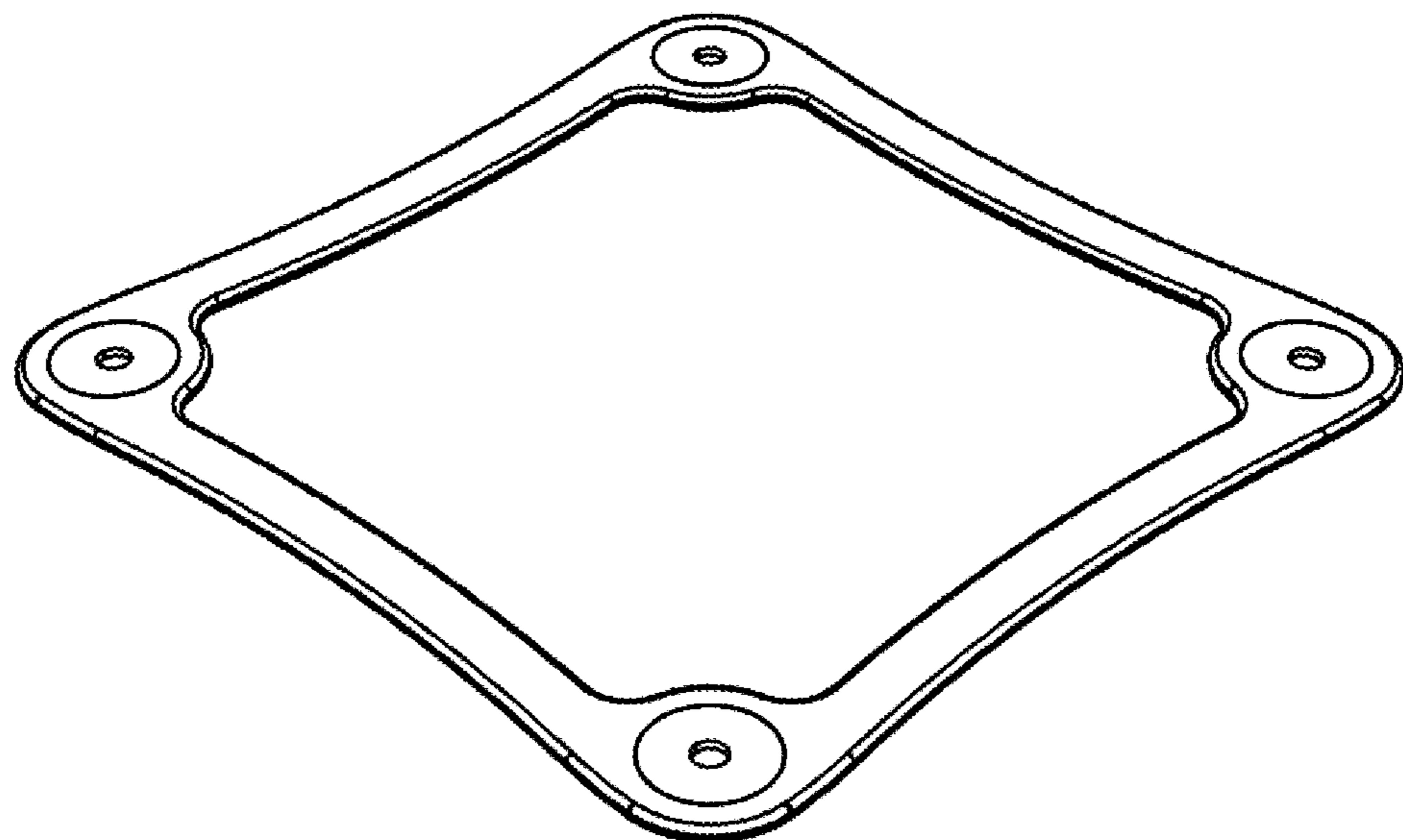
Primary Examiner — Khawaja Anwar
(74) *Attorney, Agent, or Firm* — Lathrop GPM LLP

(57) **CLAIM**
The ornamental design for a magnetic attachment chip, as shown and described.

DESCRIPTION
FIG. 1 is a front, top perspective view of a magnetic attachment chip comprising a new, original and ornamental design;
FIG. 2 is a front, bottom perspective view thereof;
FIG. 3 is a top view thereof;
FIG. 4 is a bottom view thereof;
FIG. 5 is a front end view thereof, with the rear end, right-hand side, and left-hand side views being mirror images thereof; and,
FIG. 6 is another top perspective view thereof, showing the magnetic attachment chip in use, with the portions in broken lines providing context and forming no part of the claimed design.
The broken line portions of the figure drawings are included to show unclaimed subject matter only and form no part of the claimed design.

(56) **References Cited**
U.S. PATENT DOCUMENTS
5,647,624 A * 7/1997 Beshara, Jr. B65D 23/104
294/27.1
D590,386 S * 4/2009 Leith D14/248
D605,188 S * 12/2009 Martinez D14/253
8,186,642 B2 5/2012 Weiss-Vons
D698,779 S * 2/2014 Kaula D14/341
D714,126 S 9/2014 Pyon
D749,069 S * 2/2016 Senoff D14/251
D749,559 S 2/2016 Senoff
9,397,717 B2 * 7/2016 Curran H04M 1/0281
D765,662 S * 9/2016 Kang D14/439
D769,859 S 10/2016 Herbst

1 Claim, 3 Drawing Sheets



(56)

References Cited

U.S. PATENT DOCUMENTS

D862,419	S	10/2019	Eshelman
D863,280	S	10/2019	Aloe
D863,287	S	10/2019	Srour
D863,288	S	10/2019	Wu
D864,279	S	10/2019	Wang
D866,546	S	11/2019	Stillwell
2009/0090750	A1	4/2009	Alcenat
2011/0050606	A1	3/2011	Zhang
2012/0042476	A1	2/2012	Karmatz
2012/0104185	A1	5/2012	Carroll
2014/0084034	A1	3/2014	Wangercyn
2015/0122852	A1	5/2015	Feng
2015/0312389	A1	10/2015	Curran
2017/0293207	A1	10/2017	Jeon

* cited by examiner

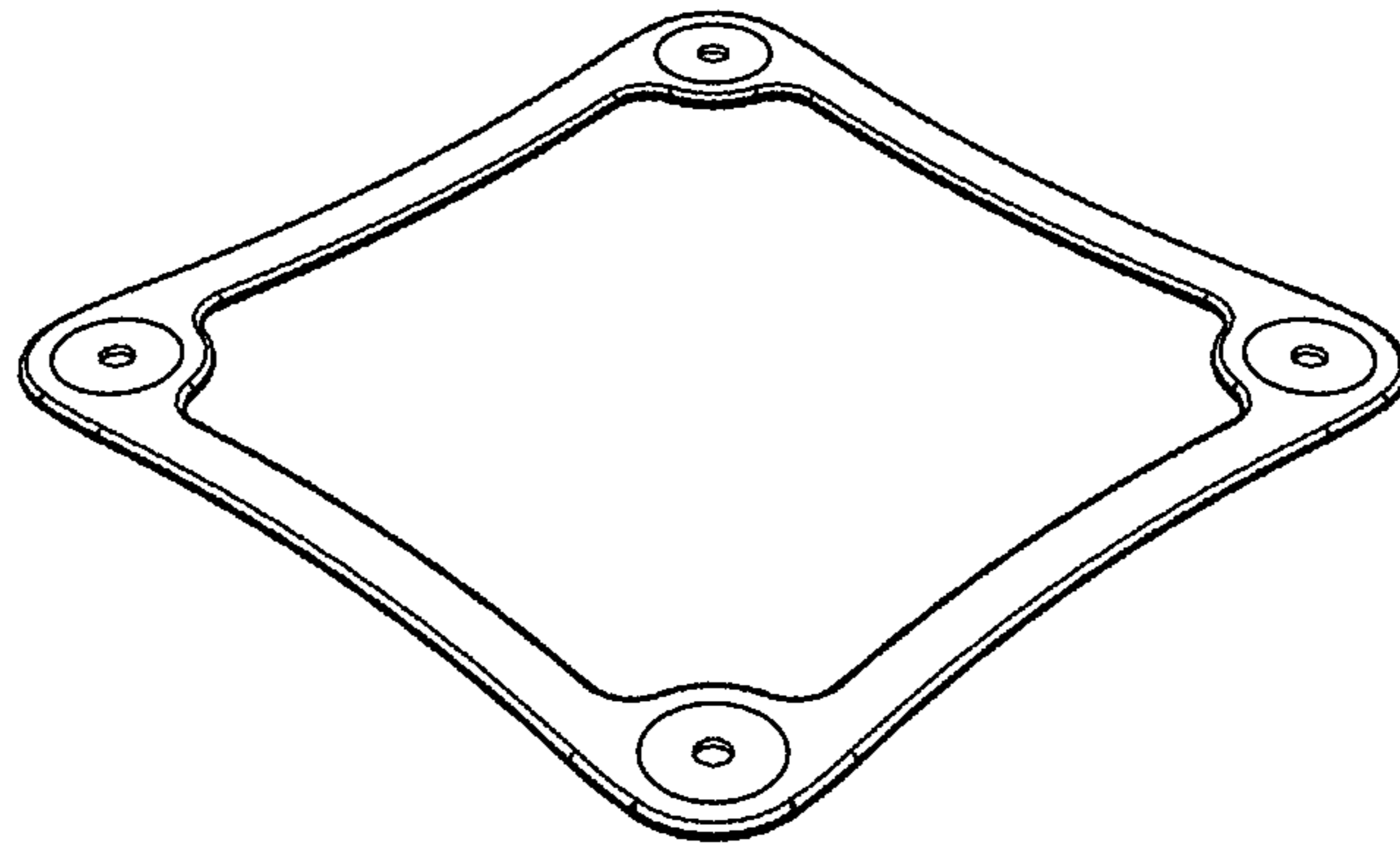


FIG. 1

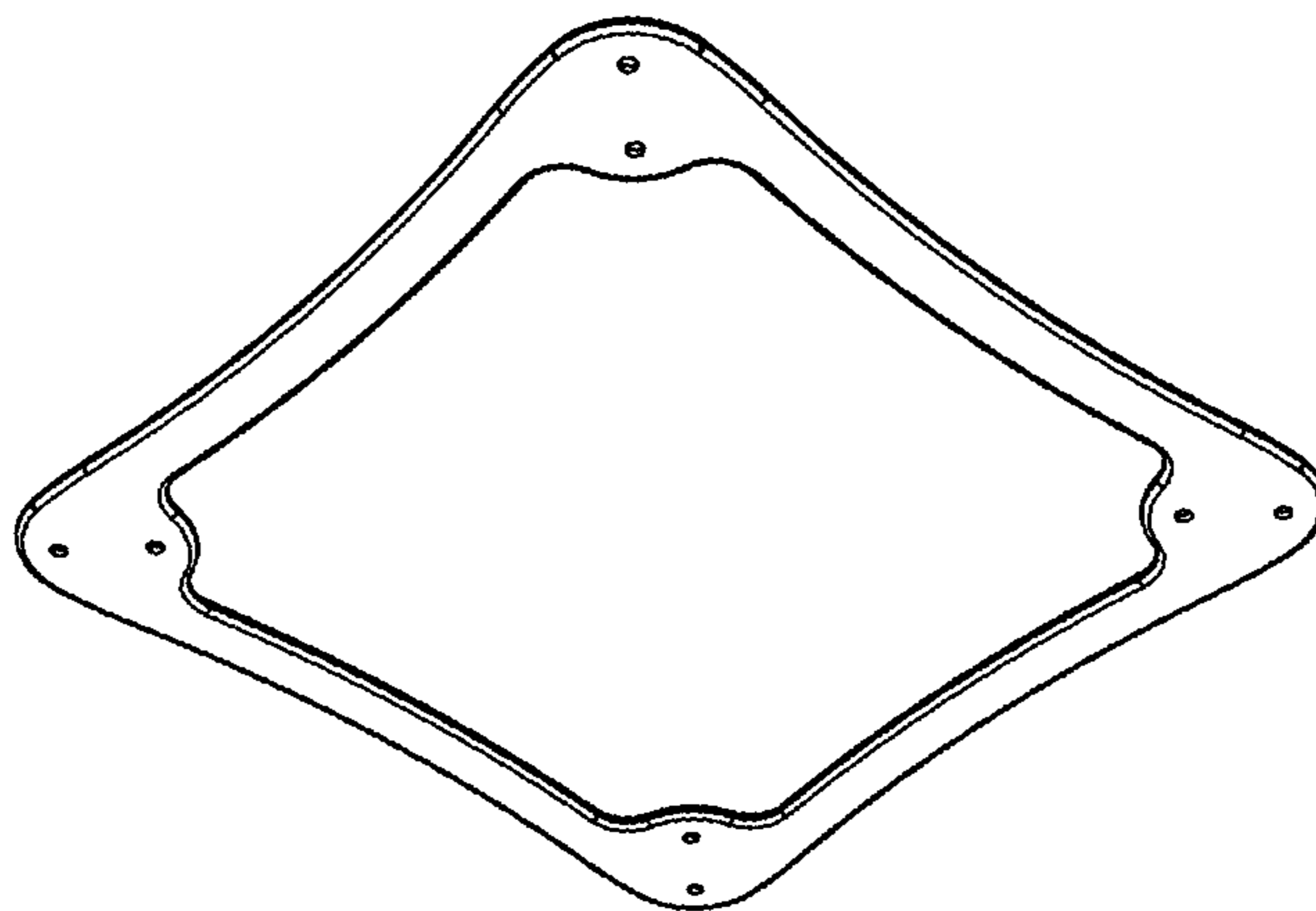


FIG. 2




FIG. 3




FIG. 4



FIG. 5

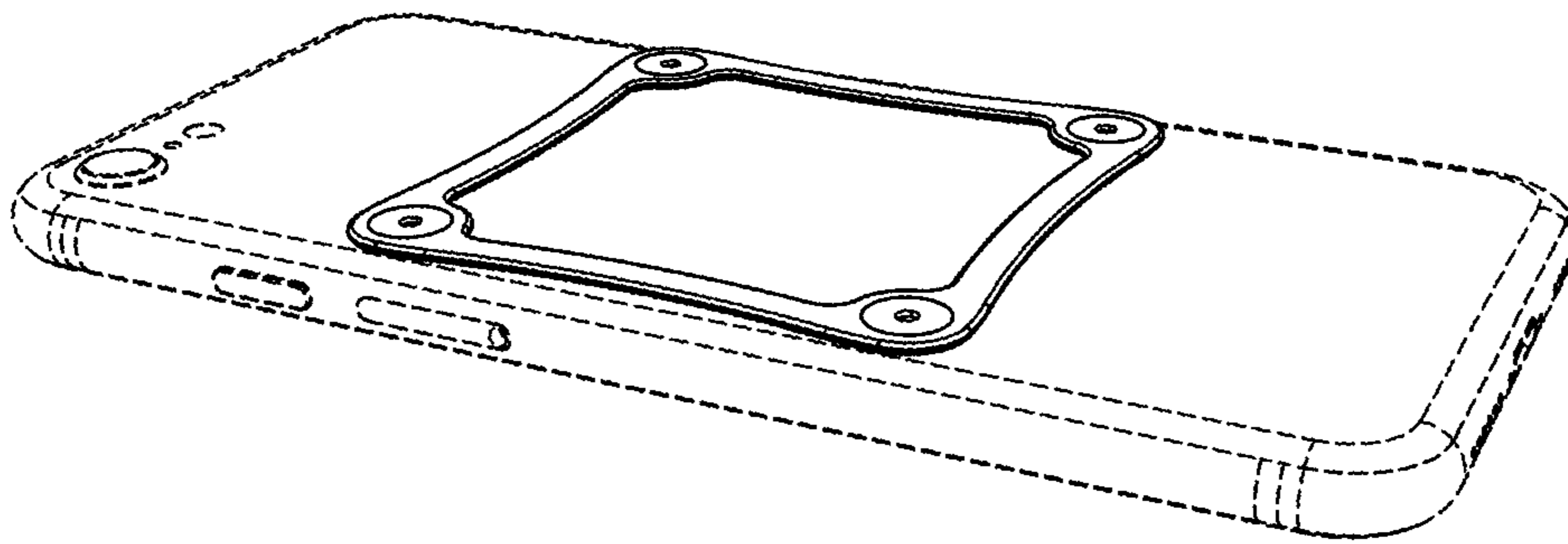


FIG. 6