



US00D902165S

(12) **United States Design Patent** (10) **Patent No.:** **US D902,165 S**
Johanson et al. (45) **Date of Patent:** **** Nov. 17, 2020**

(54) **TARGET PROFILE FOR A PHYSICAL VAPOR DEPOSITION CHAMBER TARGET**

D376,744 S * 12/1996 Eisenblatter D8/70
D381,030 S 7/1997 Tepman
D411,516 S 6/1999 Lmafuku et al.
D423,026 S 4/2000 Shimazu

(71) Applicant: **APPLIED MATERIALS, INC.**, Santa Clara, CA (US)

(Continued)

(72) Inventors: **William R. Johanson**, Gilroy, CA (US); **Kirankumar Neelasandra Savandaiah**, Bangalore (IN); **Prashant Prabhakar Prabhu**, Karwar (IN)

FOREIGN PATENT DOCUMENTS

CN 206573738 U 10/2017
JP D1420846 8/2011

(Continued)

(73) Assignee: **APPLIED MATERIALS, INC.**, Santa Clara, CA (US)

OTHER PUBLICATIONS

(**) Term: **15 Years**

Search Report for Taiwan Design Application No. 106301373 dated Jun. 20, 2017.

(Continued)

(21) Appl. No.: **29/726,094**

Primary Examiner — Elizabeth J Oswecki
(74) *Attorney, Agent, or Firm* — Moser Taboada

(22) Filed: **Feb. 28, 2020**

Related U.S. Application Data

(62) Division of application No. 29/639,953, filed on Mar. 9, 2018, now Pat. No. Des. 877,101.

(51) **LOC (12) Cl.** **13-03**

(52) **U.S. Cl.**

USPC **D13/182**

(58) **Field of Classification Search**

USPC D13/182; D15/144.1, 144.2, 199

CPC H01L 21/67742; H01L 21/0226; H01L 21/02263; H01L 21/02266; H01L 21/02269; H01L 21/02271; H01L 2224/75186; H01L 2224/76185; H01L 2224/76186; H01L 2221/68363

See application file for complete search history.

(56) **References Cited**

U.S. PATENT DOCUMENTS

5,320,728 A 6/1994 Tepman
D351,450 S 10/1994 Maryska
D363,464 S 10/1995 Fukasawa et al.

(57) **CLAIM**

The ornamental design for a target profile for a physical vapor deposition chamber target, as shown and described.

DESCRIPTION

FIG. 1 is a top perspective view of a target profile for a physical vapor deposition chamber target showing our new design;

FIG. 2 is a bottom perspective view thereof;

FIG. 3 is a top plan view thereof;

FIG. 4 is a bottom plan view thereof;

FIG. 5 is a right elevation view thereof;

FIG. 6 is a left elevation view thereof;

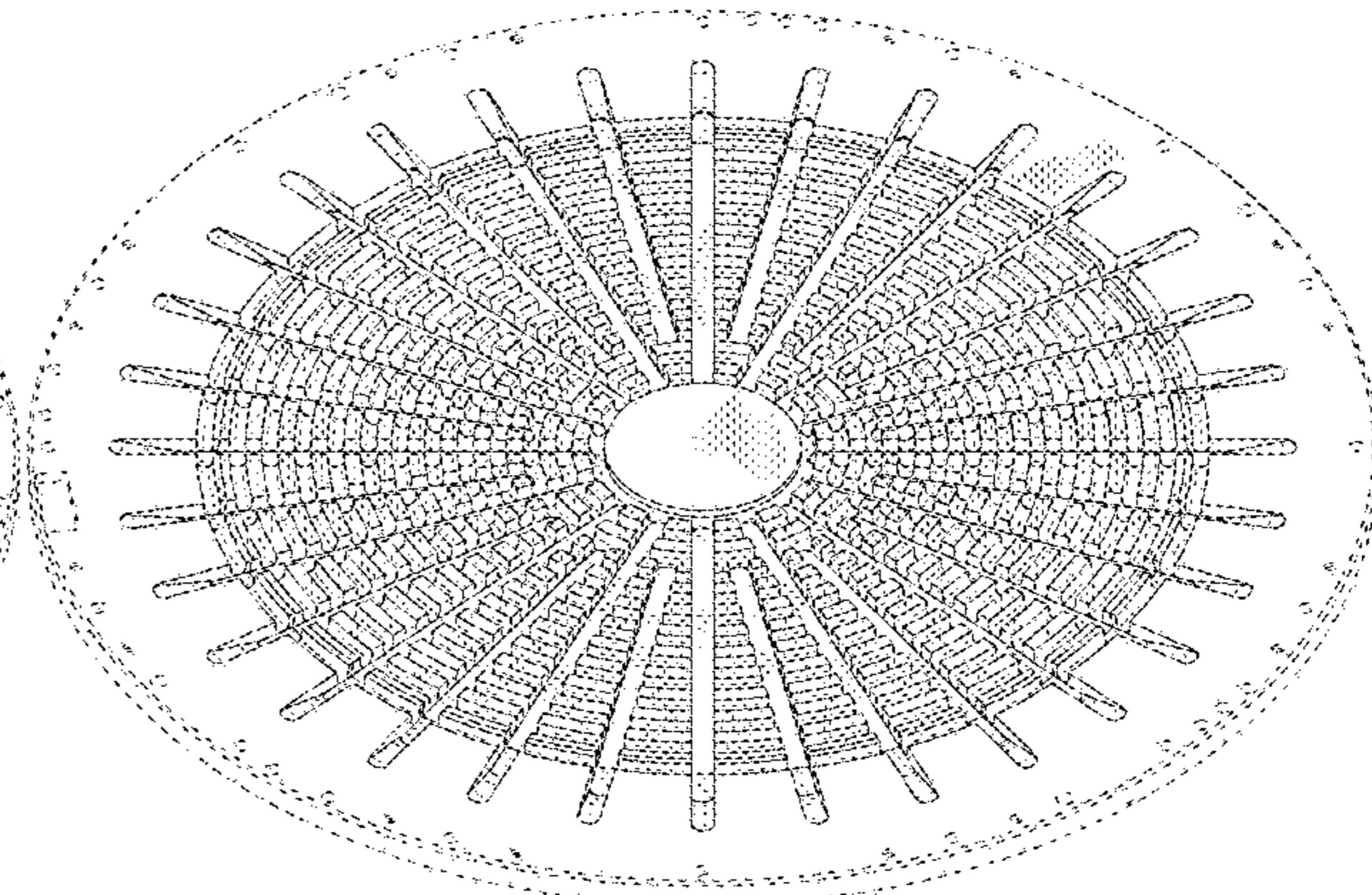
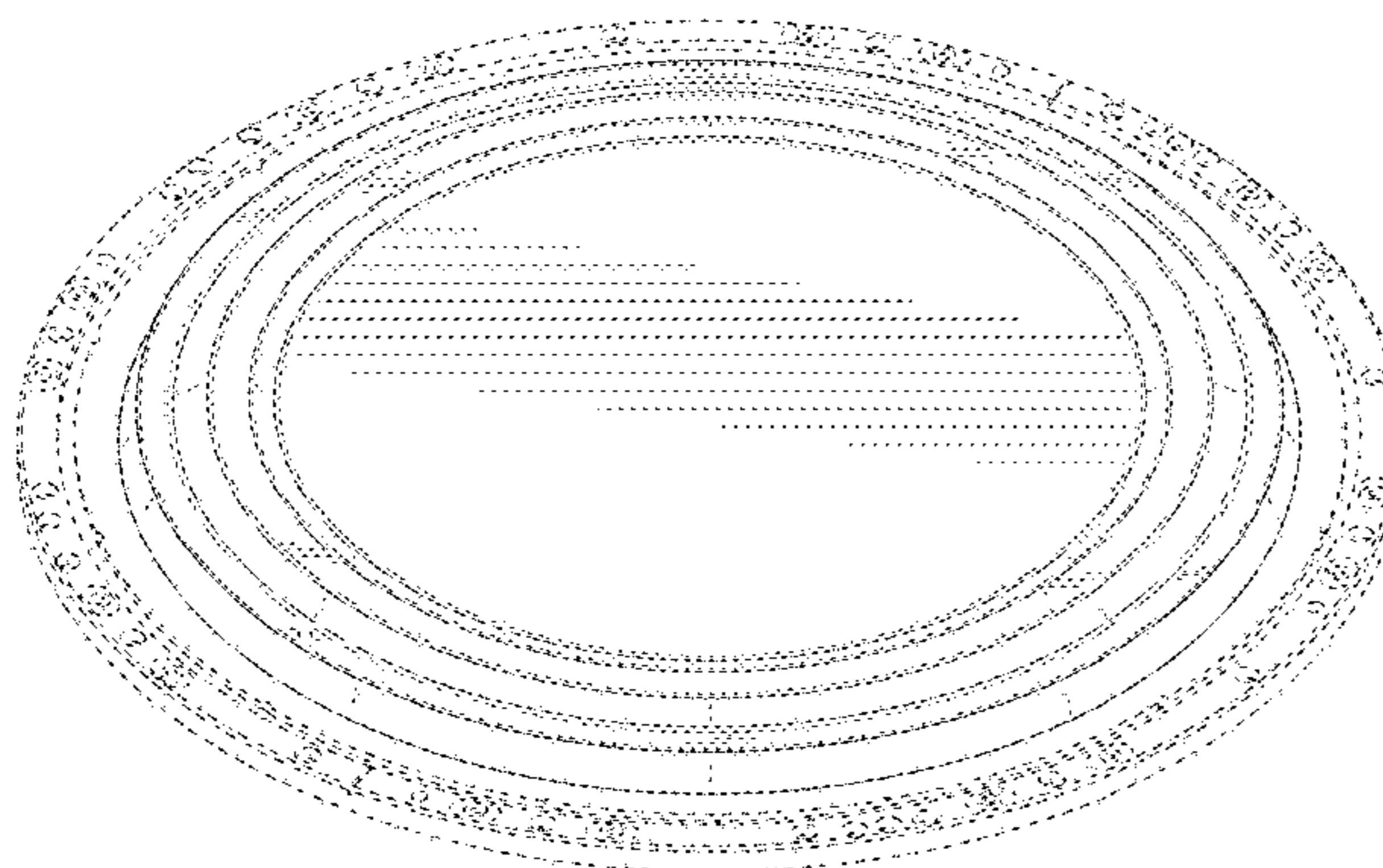
FIG. 7 is a front elevation view thereof;

FIG. 8 is a back elevation view thereof; and,

FIG. 9 is an enlarged cross sectional view taken along line 9-9 in FIG. 4.

The dashed lines in FIGS. 1-9 represent unclaimed environment and form no part of the claimed design.

1 Claim, 7 Drawing Sheets



(56)

References Cited

U.S. PATENT DOCUMENTS

6,086,725 A 7/2000 Abburi et al.
 6,114,216 A 9/2000 Yieh et al.
 D446,231 S 8/2001 Kuraoka et al.
 6,390,905 B1 5/2002 Korovin et al.
 6,659,850 B2 12/2003 Korovin et al.
 D487,254 S 3/2004 Suenaga
 D496,951 S 10/2004 Brasseur et al.
 6,815,352 B1 11/2004 Tamura et al.
 D503,729 S 4/2005 Leeuw et al.
 D553,104 S 10/2007 Oohashi et al.
 D557,226 S 12/2007 Uchino
 D559,066 S * 1/2008 Tano D8/70
 D559,993 S 1/2008 Nagakubo et al.
 D559,994 S 1/2008 Nagakubo et al.
 D562,856 S 2/2008 Hawley et al.
 D570,310 S 6/2008 Sasaki
 D571,383 S 6/2008 Ota et al.
 D571,831 S 6/2008 Ota et al.
 D571,833 S 6/2008 Ota et al.
 D572,733 S 7/2008 Ota et al.
 7,402,098 B2 * 7/2008 Severson B24B 37/30
 451/288
 D582,949 S 12/2008 Yamashita
 D584,591 S * 1/2009 Tano D8/70
 D592,029 S * 5/2009 Tano D8/70
 D592,030 S * 5/2009 Tano D8/70
 D600,660 S 9/2009 Sato
 D600,989 S * 9/2009 Tano D8/70
 D614,593 S 4/2010 Lee et al.
 D616,389 S * 5/2010 Takahashi D13/182
 D616,390 S 5/2010 Sato
 D633,452 S 3/2011 Namiki et al.
 D649,126 S 11/2011 Takahashi
 D669,509 S 10/2012 Krink et al.
 8,371,904 B2 * 2/2013 Jindal B24B 37/30
 451/388
 D678,745 S * 3/2013 Nguyen D8/70
 8,398,833 B2 3/2013 Lee et al.
 D683,806 S 6/2013 Dueck
 D687,790 S 8/2013 Krishnan et al.
 D687,791 S 8/2013 Krishnan et al.
 D691,974 S 10/2013 Osada
 D694,790 S 12/2013 Matsumoto et al.
 D703,162 S * 4/2014 Tamaso D13/182
 D716,742 S 11/2014 Jang et al.
 D724,553 S 3/2015 Choi et al.
 D732,094 S 6/2015 Jussel et al.
 D732,145 S 6/2015 Yamagishi et al.
 D733,843 S 7/2015 Yamagishi et al.
 D741,823 S 10/2015 Tateno et al.
 D741,921 S * 10/2015 Jarvius D15/136
 D750,728 S 3/2016 Kremer
 D767,234 S 9/2016 Kirkland et al.
 D769,200 S 10/2016 Fukushima et al.
 9,475,996 B2 10/2016 Mandle
 D770,992 S 11/2016 Tauchi et al.
 D789,888 S * 6/2017 Jang D13/121
 D790,041 S 6/2017 Jang et al.
 D793,572 S 8/2017 Kozuka et al.
 D795,208 S 8/2017 Sasaki et al.
 D796,458 S 9/2017 Jang et al.
 D797,067 S 9/2017 Zhang et al.

D797,691 S 9/2017 Joubert et al.
 D798,248 S 9/2017 Hanson et al.
 D801,942 S 11/2017 Riker et al.
 D808,349 S 1/2018 Fukushima et al.
 D810,705 S 2/2018 Krishnan et al.
 D813,181 S 3/2018 Okajima et al.
 D825,504 S 8/2018 Zhang et al.
 D825,505 S 8/2018 Hanson et al.
 D830,435 S 10/2018 Wakisaka et al.
 D830,981 S 10/2018 Jeong et al.
 D836,572 S 12/2018 Riker et al.
 D837,755 S 1/2019 Riker et al.
 D839,224 S 1/2019 Yamaki et al.
 D846,514 S 4/2019 Yoshida et al.
 D851,613 S 6/2019 Johanson et al.
 D860,747 S * 9/2019 Russo D8/70
 10,442,056 B2 * 10/2019 Namiki B24B 37/30
 D868,124 S 11/2019 Riker et al.
 D869,409 S 12/2019 Riker et al.
 D877,101 S 3/2020 Johanson et al.
 2004/0149567 A1 8/2004 Kosyachkov
 2005/0152089 A1 7/2005 Matsuda et al.
 2005/0193952 A1 9/2005 Goodman et al.
 2007/0076345 A1 4/2007 Bang
 2008/0173541 A1 7/2008 Lee et al.
 2008/0308416 A1 12/2008 Allen et al.
 2009/0260982 A1 10/2009 Riker et al.
 2010/0096261 A1 4/2010 Hoffman et al.
 2010/0108500 A1 5/2010 Hawrylchak et al.
 2010/0170786 A1 7/2010 Wang et al.
 2012/0033340 A1 2/2012 Roy et al.
 2013/0316628 A1 11/2013 Jang et al.
 2014/0261180 A1 9/2014 Yoshidome et al.
 2015/0170888 A1 6/2015 Riker et al.
 2015/0357169 A1 12/2015 Yuan et al.
 2016/0002776 A1 1/2016 Nal et al.
 2016/0002788 A1 1/2016 Nal et al.
 2016/0035547 A1 2/2016 Johanson et al.

FOREIGN PATENT DOCUMENTS

JP D1421157 8/2011
 JP D1422692 9/2014
 TW 223429 5/1994
 TW 223430 5/1994
 TW D146490 4/2012

OTHER PUBLICATIONS

Search Report for Taiwan Design Application No. 107305358 dated Feb. 21, 2019.
 Search Report for Taiwan Design Application No. 1077303086 dated Jul. 6, 2018.
 Sputtering Targets, posted at Angstrom Sciences, posting date May 5, 2016. Site visited Apr. 1, 2019. URL: <<https://web.archive.org/web/20160505015447/https://www.angstromsciences.com/sputtering-targets>> (Year: 2016).
 Sputtering Targets for LSis, posted at JX Nippon Mining & Metals, posting date Mar. 22, 2016. Site visited Apr. 1, 2019. URL: <https://web.archive.org/web/20160322055046/http://www.nmm.jx-group.co.jp/english/products/04_supa/target_adv.html> (Year: 2016).
 U.S. Appl. No. 29/690,617, filed May 9, 2019.

* cited by examiner

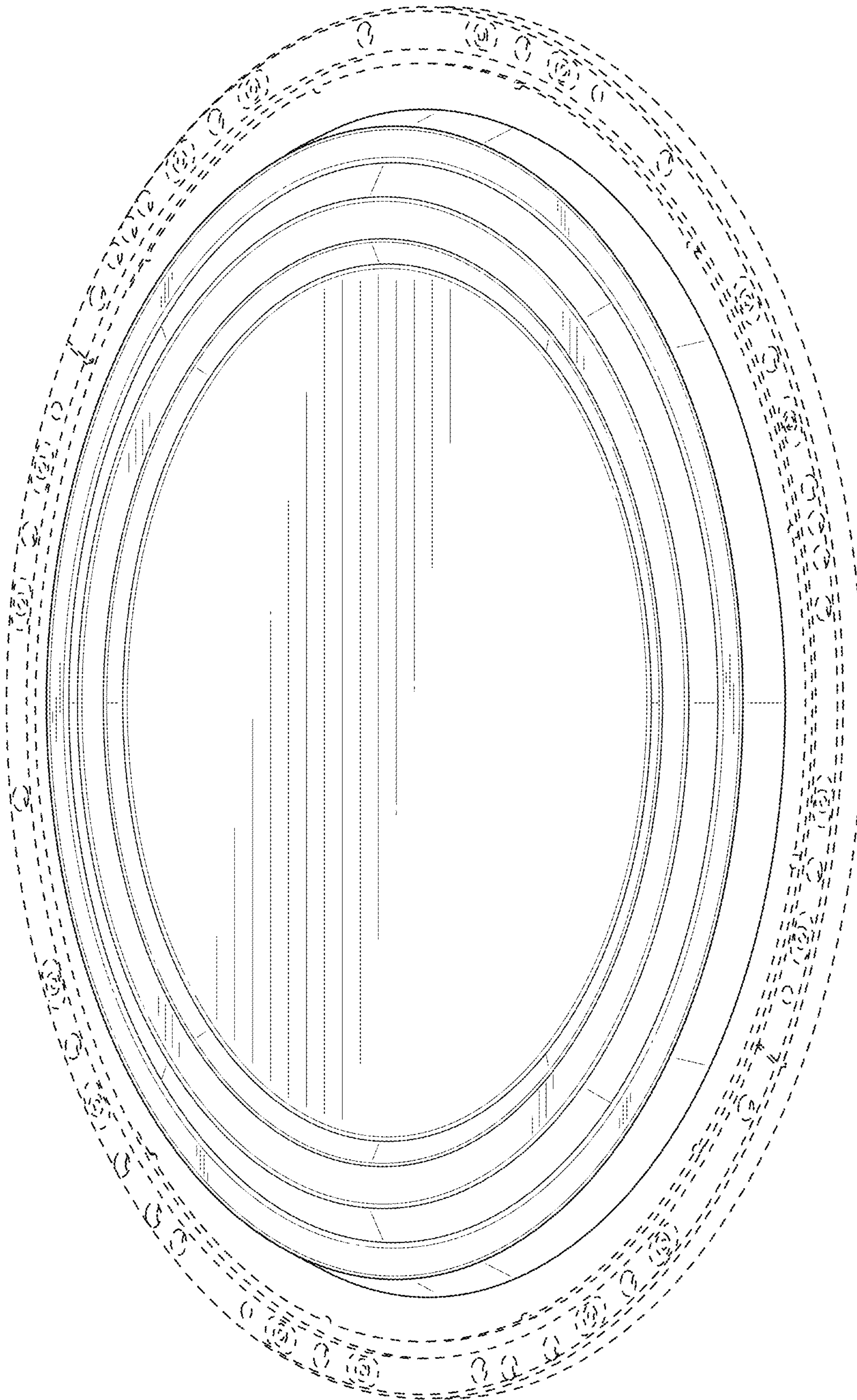


FIG. 1

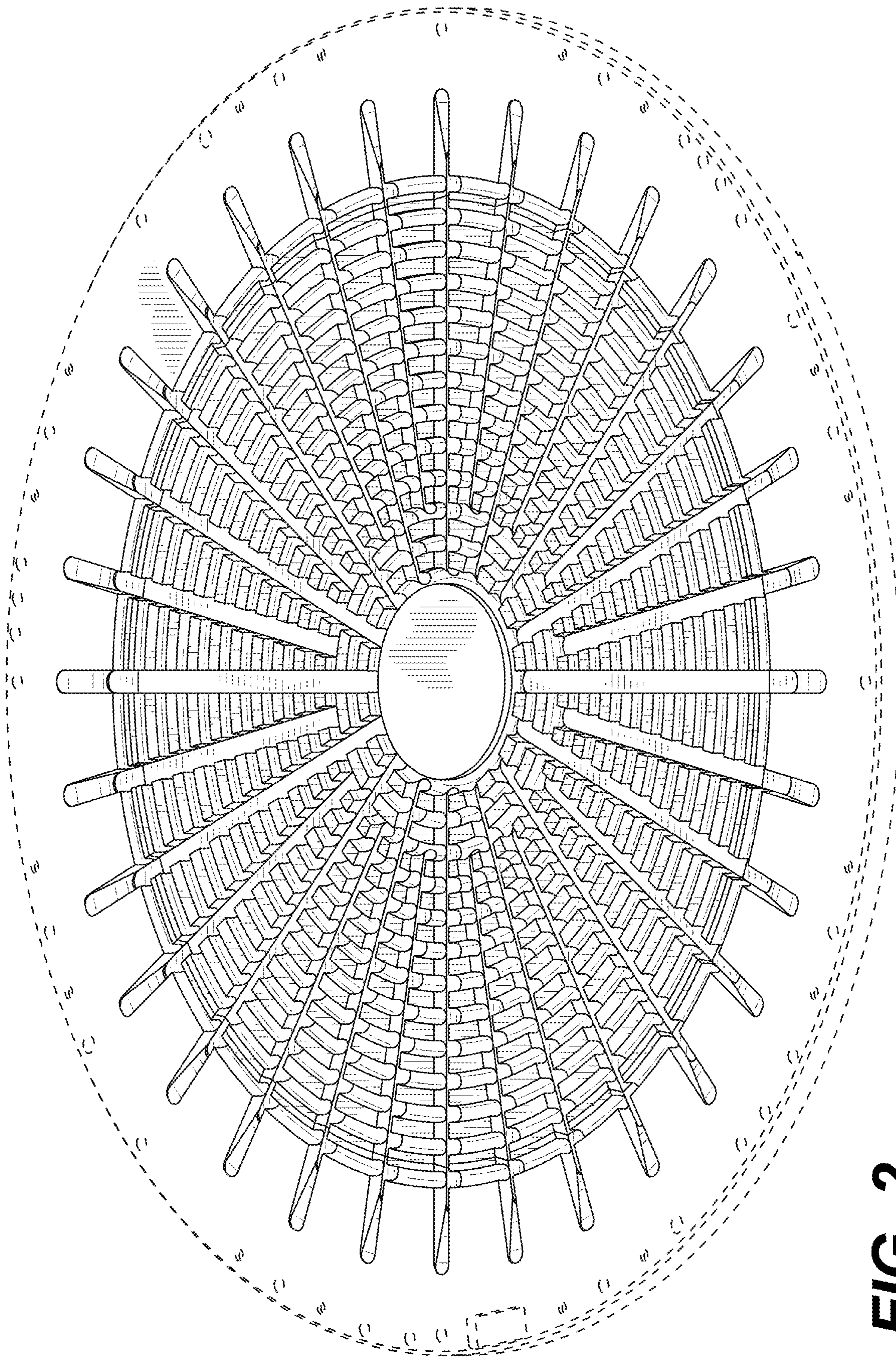


FIG. 2

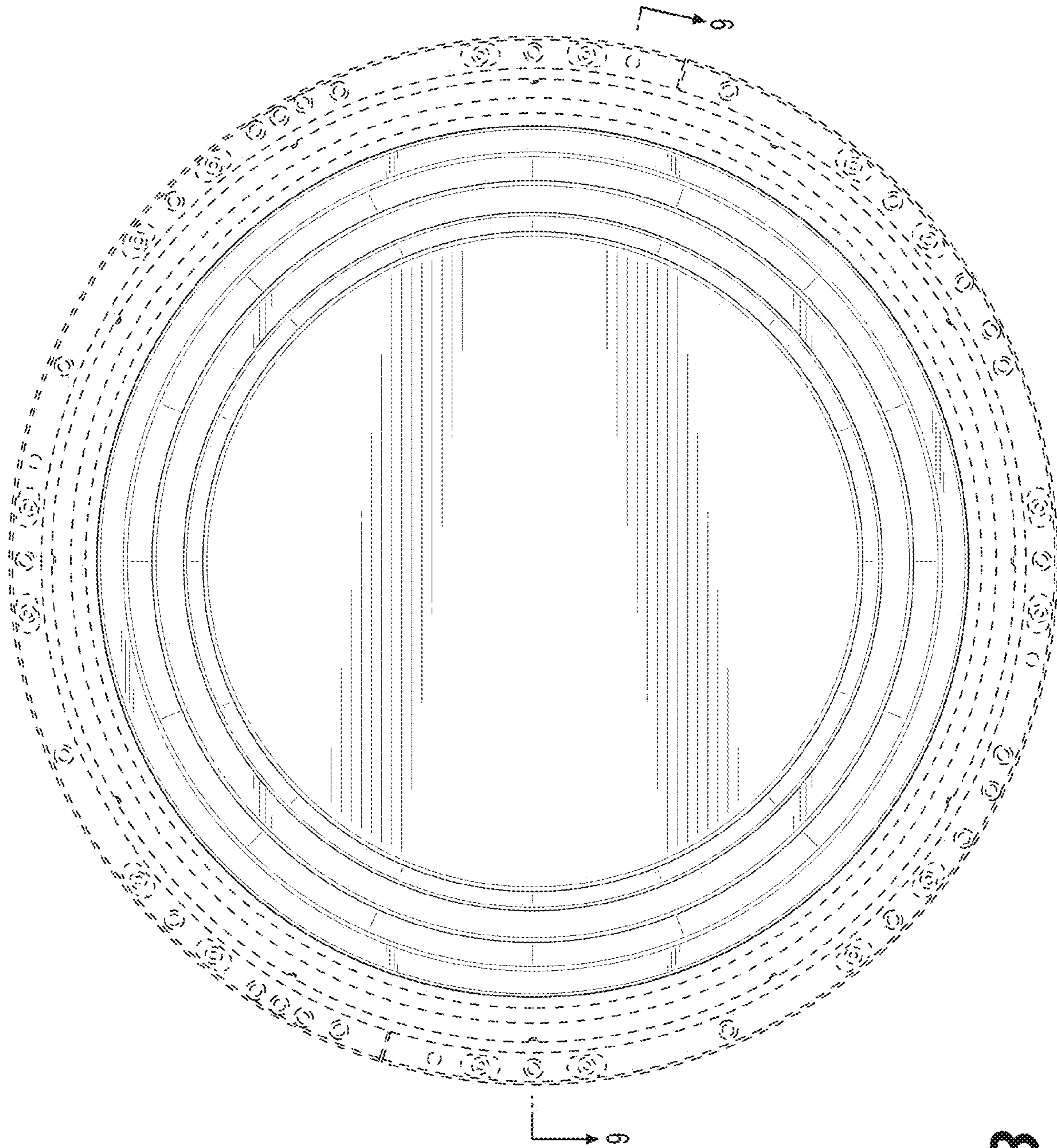


FIG. 3

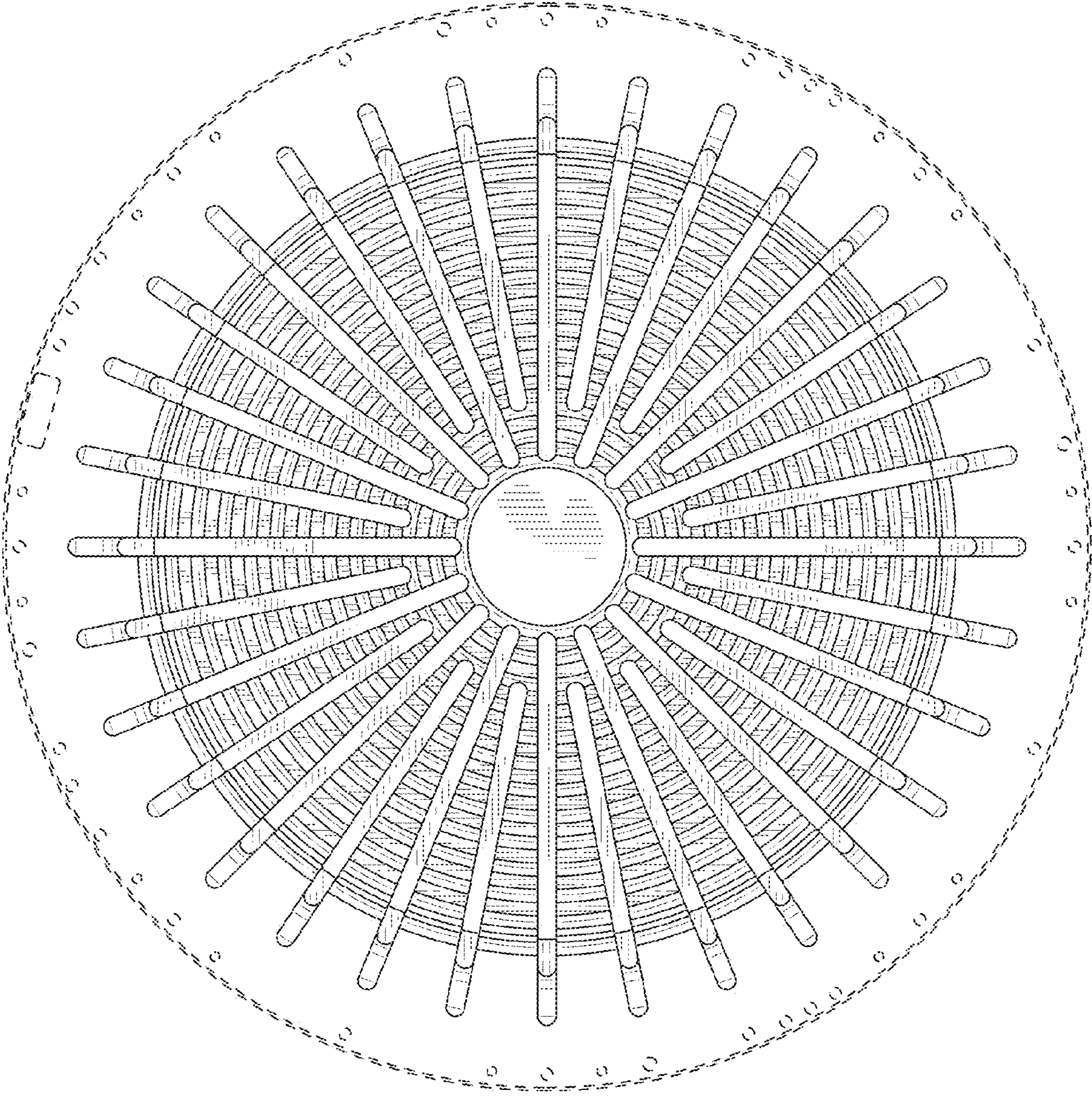


FIG. 4

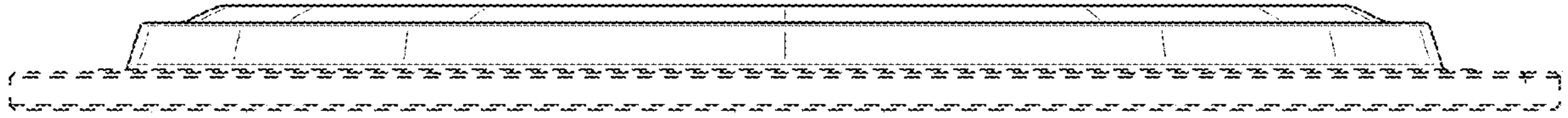


FIG. 5

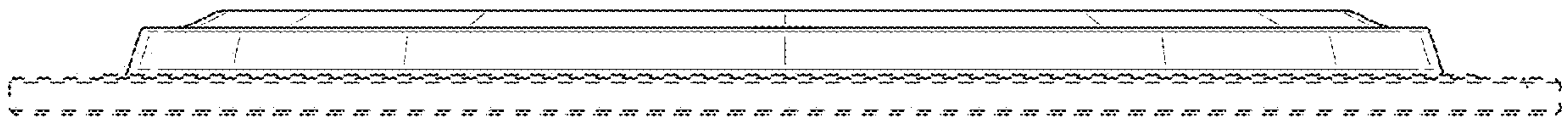


FIG. 6

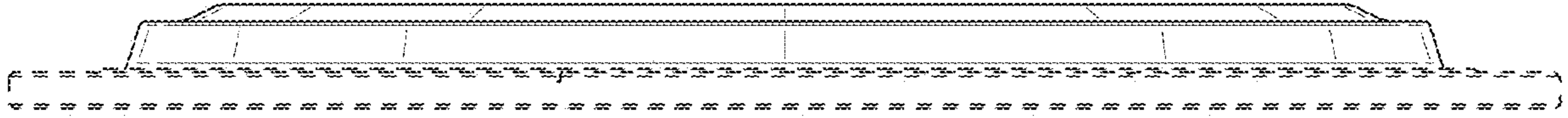


FIG. 7

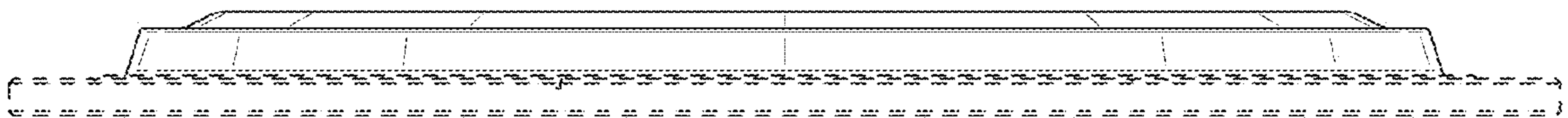


FIG. 8

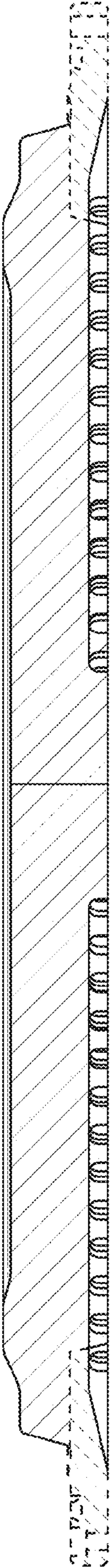


FIG. 9