



US00D902155S

(12) **United States Design Patent**
Nguyen

(10) **Patent No.:** **US D902,155 S**

(45) **Date of Patent:** **** Nov. 17, 2020**

(54) **GENERATOR**

(71) Applicant: **NGUYEN CHI CO., LTD.**, Ho Chi Minh (VN)

(72) Inventor: **Le Thanh Nguyen**, Ho Chi Minh (VN)

(73) Assignee: **NGUYEN CHI CO., LTD.**, Ho Chi Minh (VN)

(**) Term: **15 Years**

(21) Appl. No.: **29/659,518**

(22) Filed: **Aug. 9, 2018**

(30) **Foreign Application Priority Data**

Feb. 9, 2018 (JP) 2018-002719

(51) **LOC (12) Cl.** **13-02**

(52) **U.S. Cl.**
USPC **D13/112**

(58) **Field of Classification Search**
USPC D13/102, 110, 112, 116; D14/137, 168, D14/188, 189; D24/170, 232, 144, 138, D24/169; D26/37, 38, 39, 40, 41, 42, 43, D26/44, 45, 46, 47, 48, 49, 50
CPC A61B 18/1206; A61B 18/1402; A61B 18/1815; H01R 13/641; G05B 15/02
See application file for complete search history.

(56) **References Cited**

U.S. PATENT DOCUMENTS

10,044,243 B2 * 8/2018 Janscha H02K 7/18
D828,301 S * 9/2018 Wang D13/116
D834,517 S * 11/2018 Fritz D13/116
10,184,349 B2 * 1/2019 Schulte H01P 5/00
10,190,223 B2 * 1/2019 Lin C25B 1/02
10,273,864 B2 * 4/2019 Takahashi F01P 1/06
10,288,251 B2 * 5/2019 Mestre F21S 45/49

10,294,858 B2 * 5/2019 Lan F02B 63/048
10,308,358 B2 * 6/2019 Phan B64C 39/024
10,319,207 B1 * 6/2019 Janscha G08B 5/224
10,361,606 B2 * 7/2019 Sautier F16F 13/105
10,385,463 B2 * 8/2019 Lin C25B 15/08
10,408,115 B2 * 9/2019 Okada F01M 1/02
10,439,463 B2 * 10/2019 Allen H02K 3/505
10,465,300 B2 * 11/2019 Lin A61M 16/107
10,488,169 B2 * 11/2019 Rastegar F42C 11/008
10,495,186 B2 * 12/2019 Lemmers, Jr. F02C 7/36
10,516,321 B2 * 12/2019 Kobayashi H02K 9/22
10,523,092 B2 * 12/2019 Akamatsu H02K 5/225
D875,943 S * 2/2020 Dayton D24/158
D878,293 S * 3/2020 Beyerlein D13/112
D879,037 S * 3/2020 Simon D13/112
D879,717 S * 3/2020 Simon D13/112
D887,005 S * 6/2020 Lin D24/164

* cited by examiner

Primary Examiner — Susan Bennett Hattan

Assistant Examiner — Suzanne E Tisdell

(74) *Attorney, Agent, or Firm* — Oliff PLC

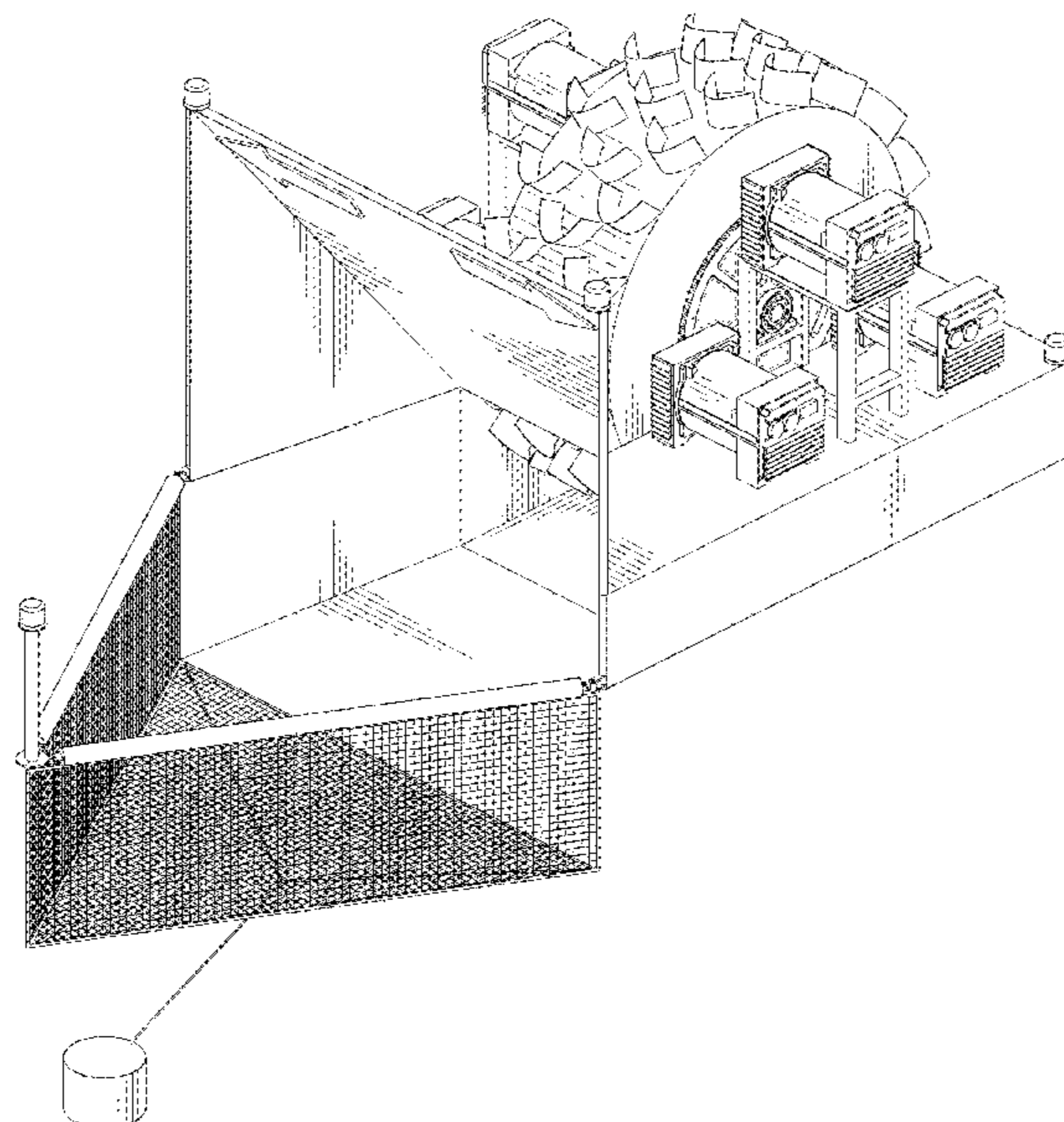
(57) **CLAIM**

The ornamental design for a generator, as shown and described.

DESCRIPTION

FIG. 1 is a front, right-side, top perspective view of the generator;
FIG. 2 is a front elevational view thereof;
FIG. 3 is a top plan view thereof;
FIG. 4 is a left-side elevational view thereof, the right-side elevational view (not provided) being a mirror image thereof;
FIG. 5 is a rear elevational view thereof;
FIG. 6 is a bottom plan view thereof; and,
FIG. 7 is a rear, left-side, top perspective view thereof.
The broken lines depict portions of the generator that form no part of the claimed design.

1 Claim, 7 Drawing Sheets



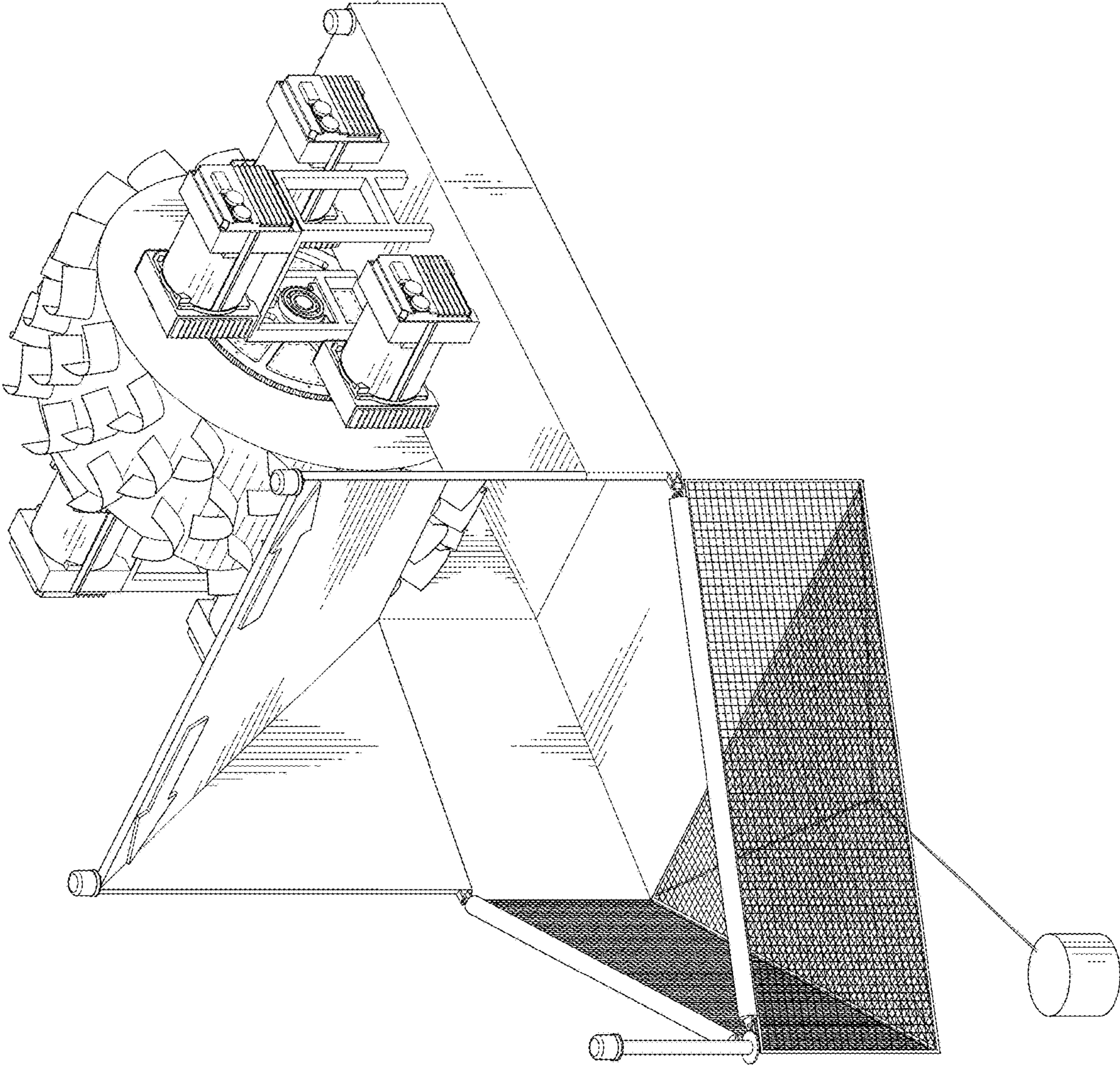


FIG. 1

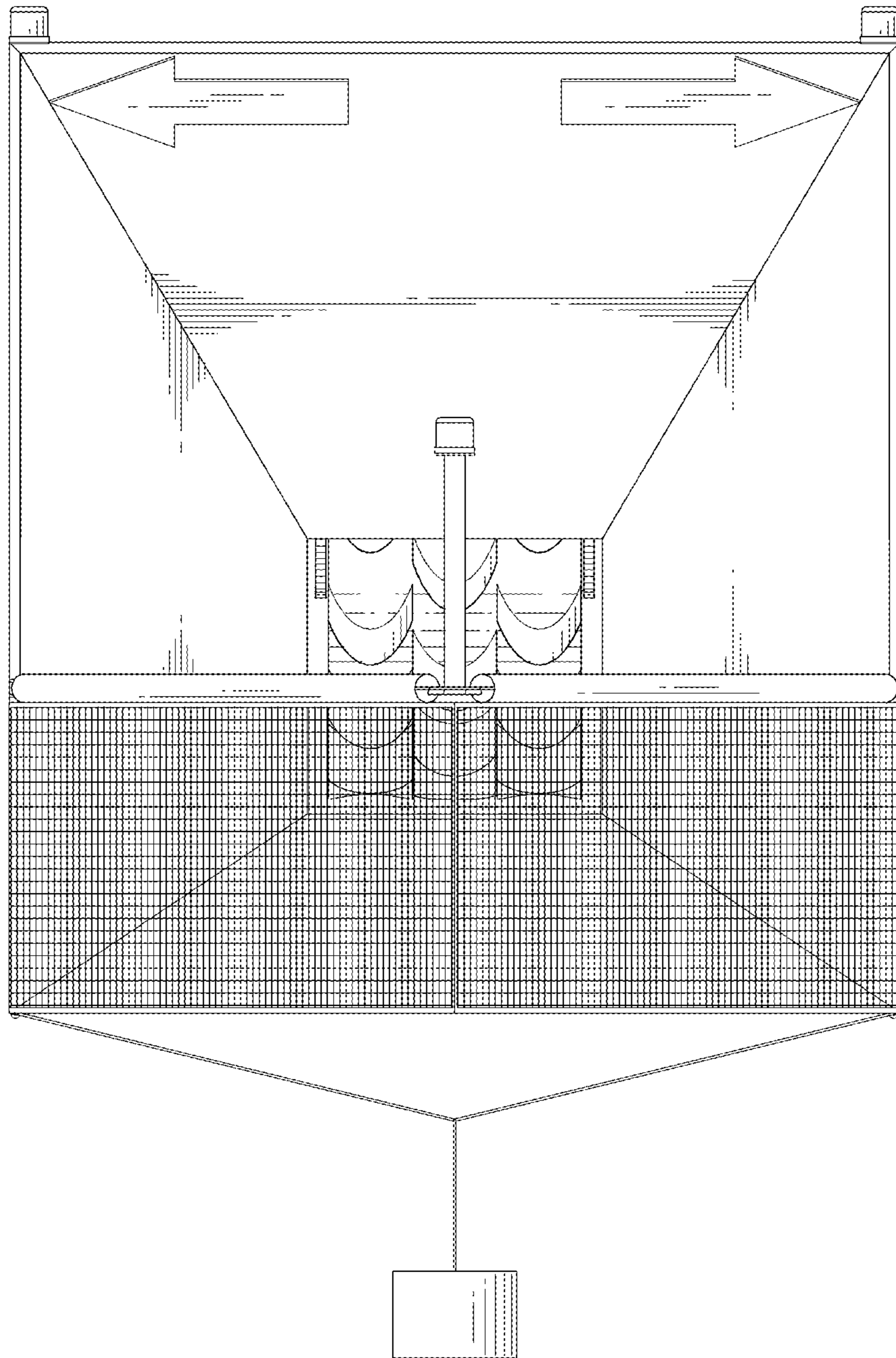


FIG. 2

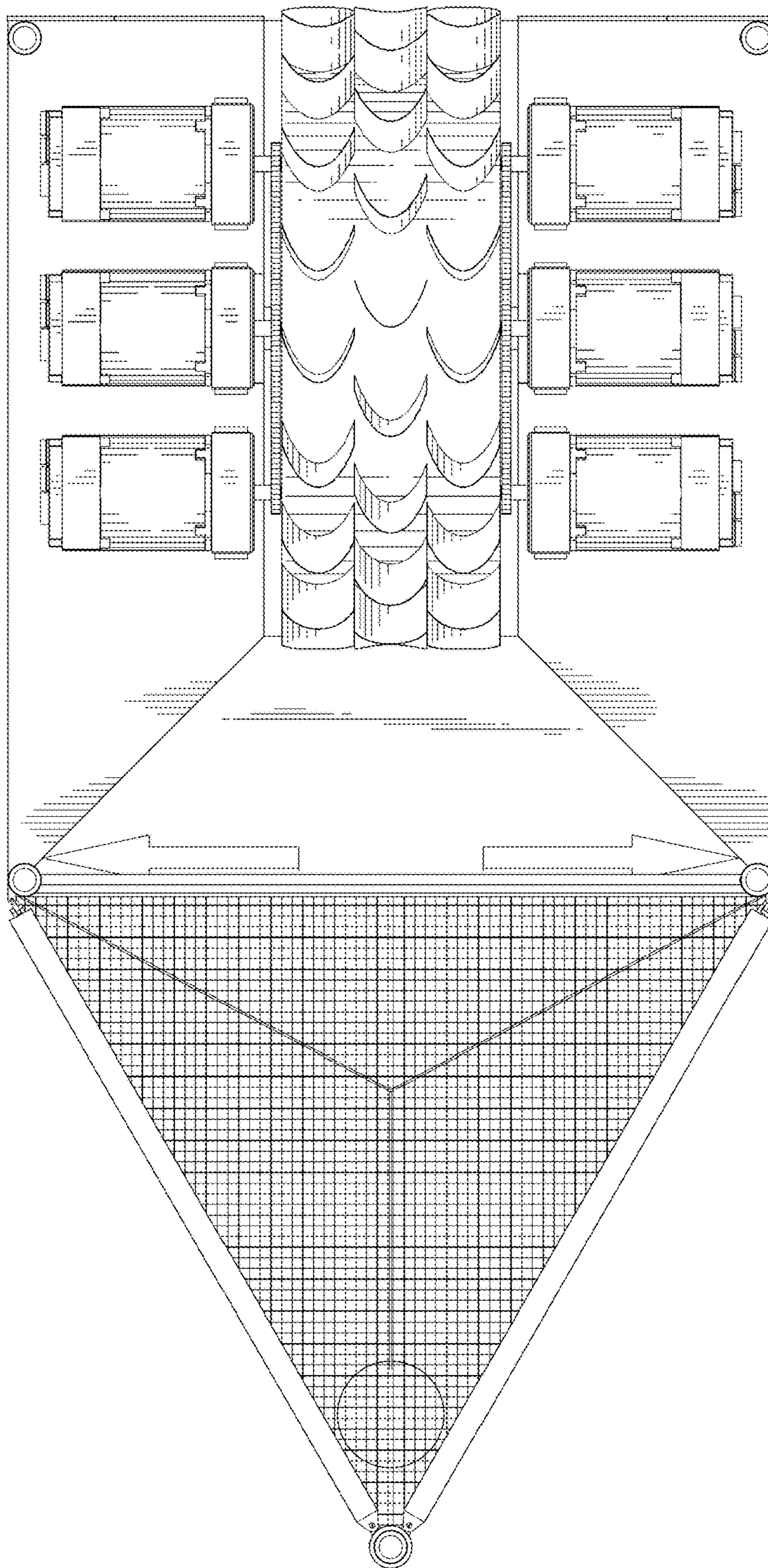


FIG. 3

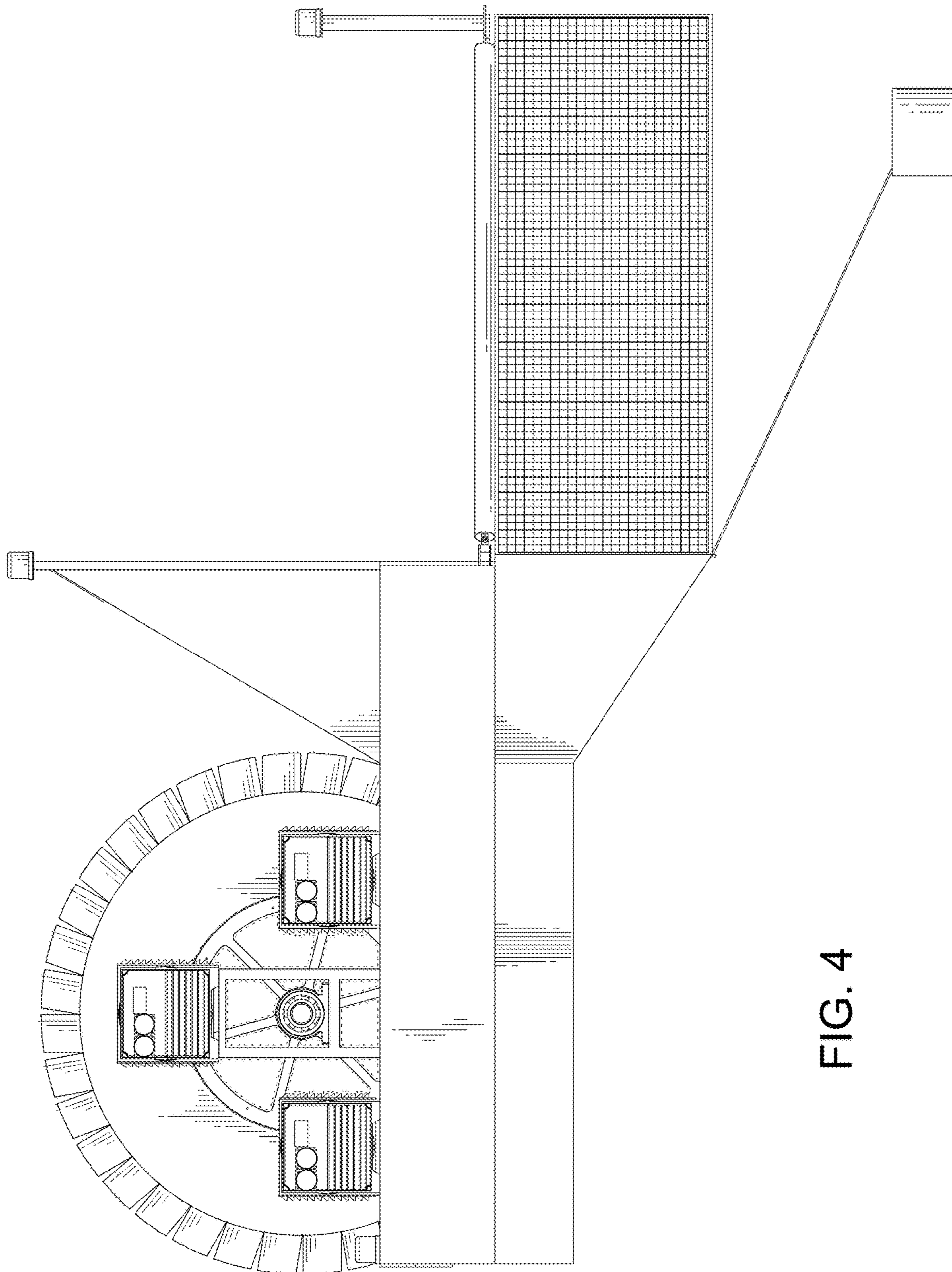


FIG. 4

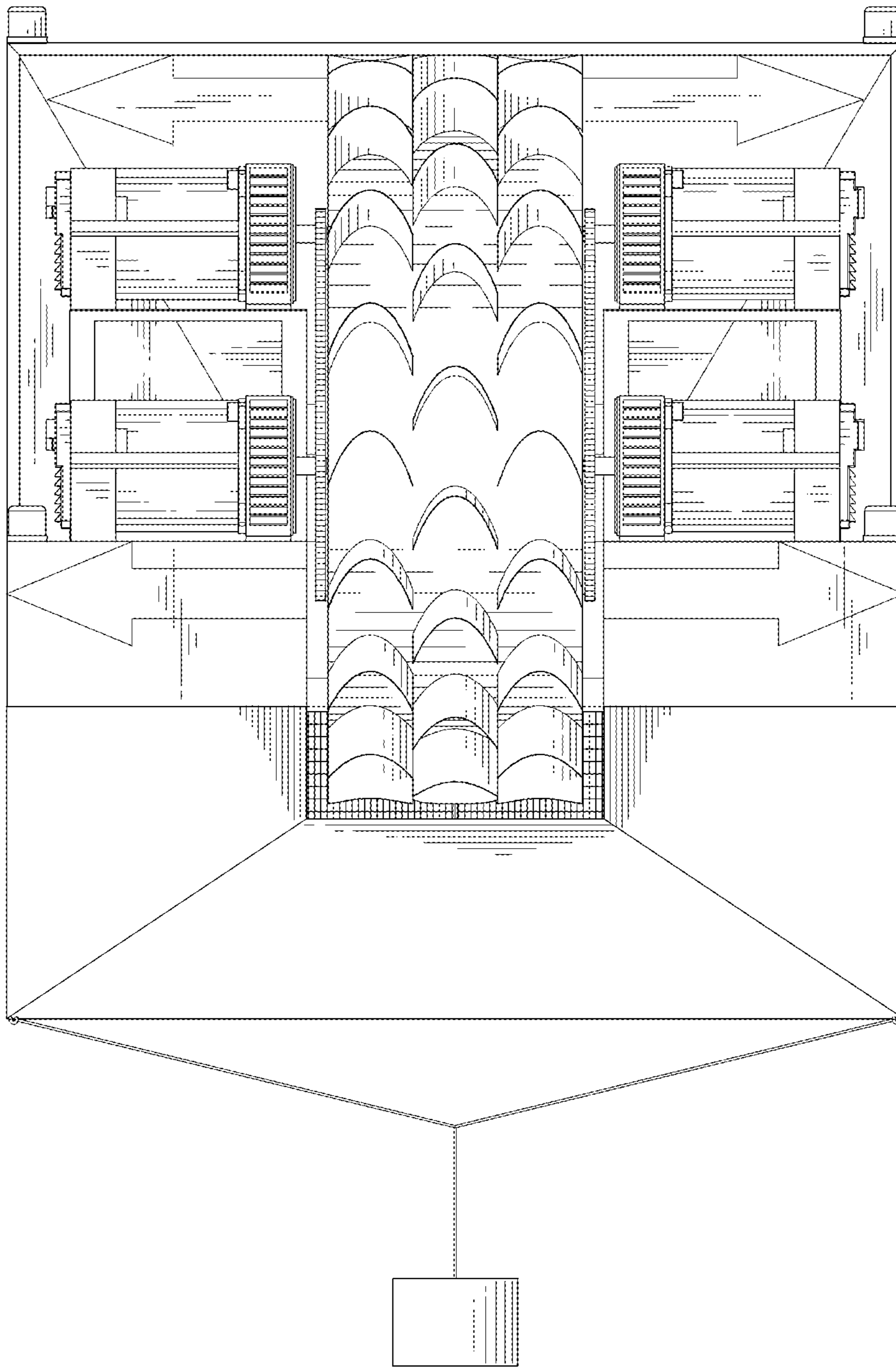


FIG. 5

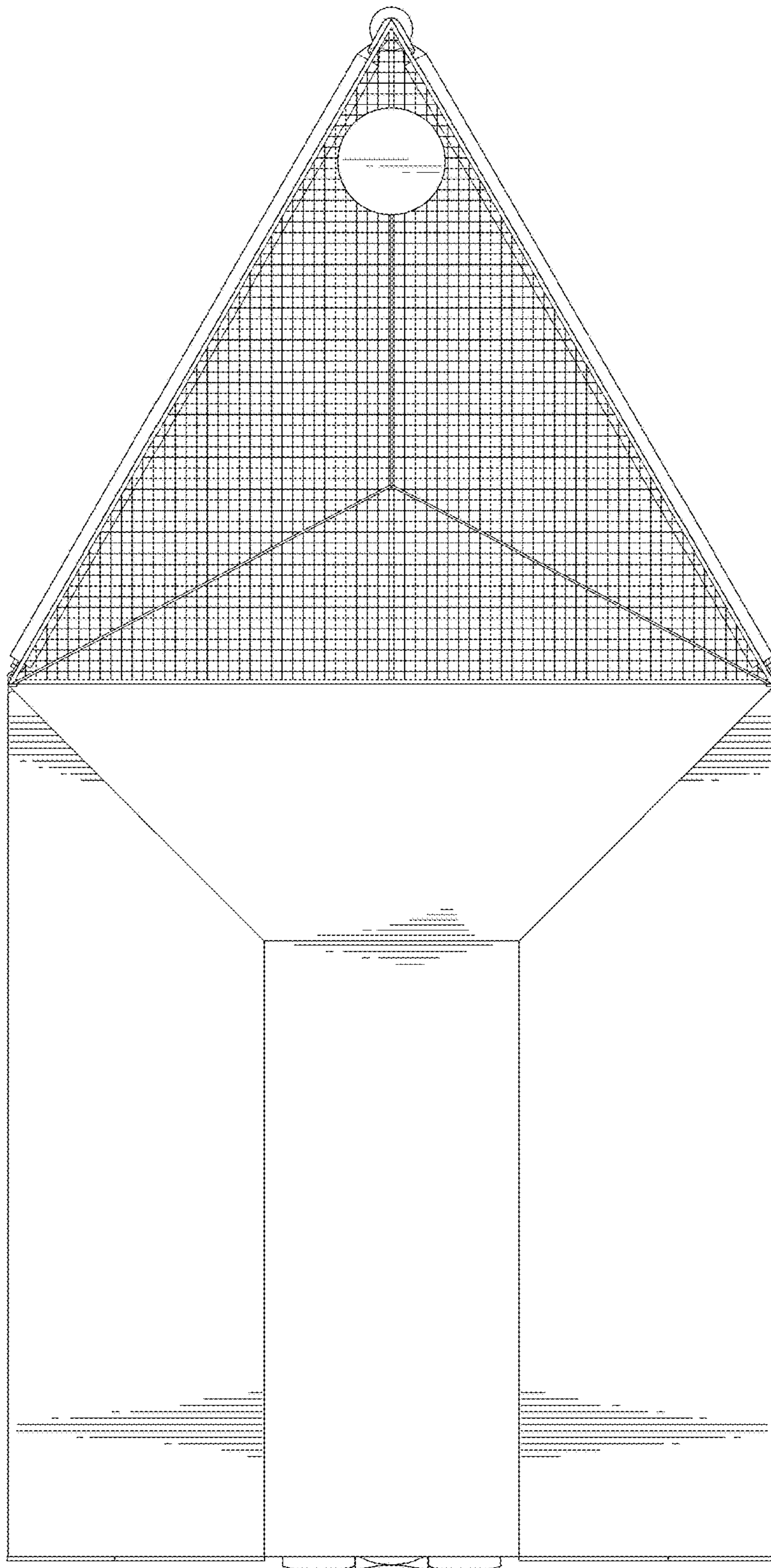


FIG. 6

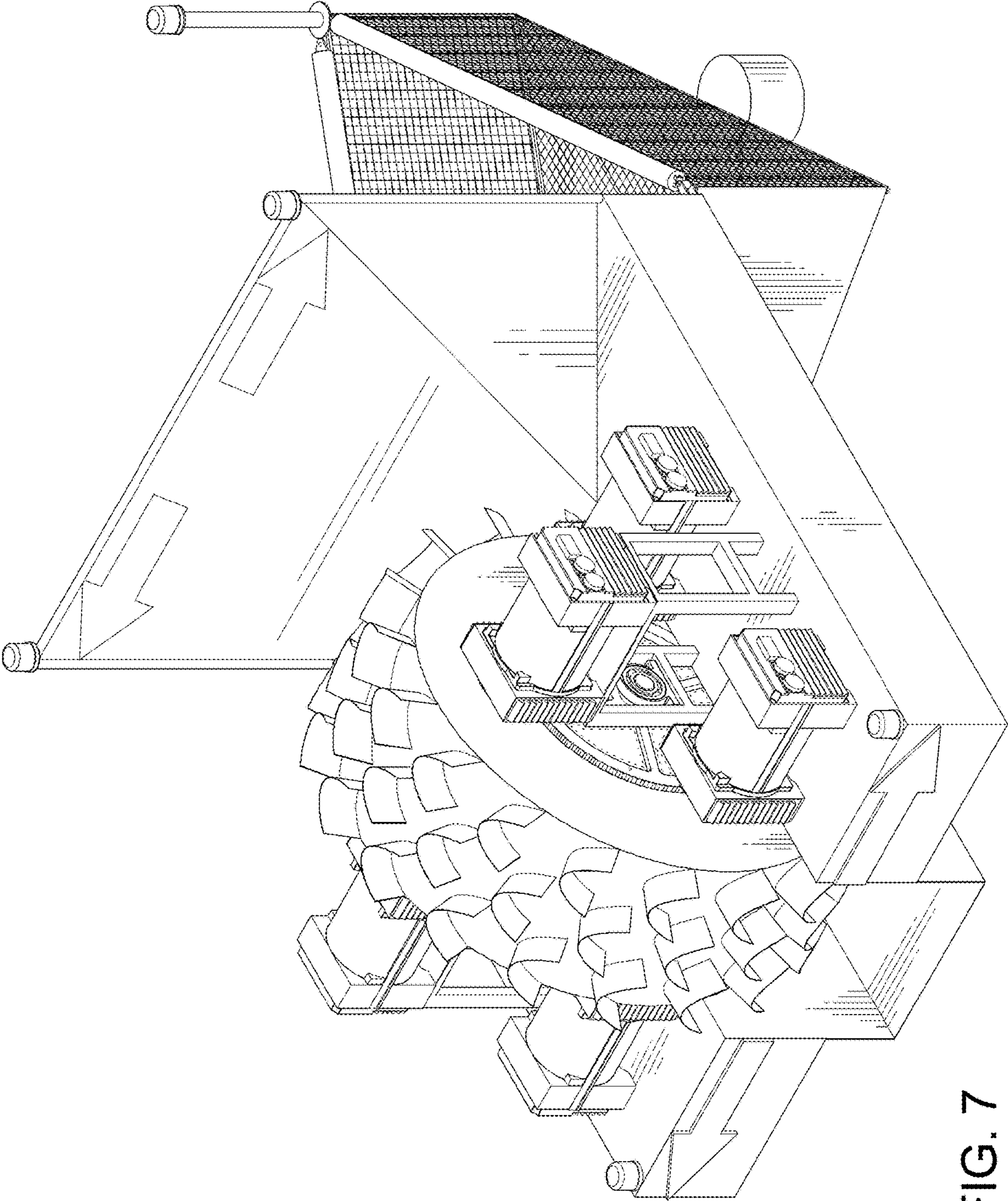


FIG. 7