



US00D902093S

(12) **United States Design Patent** (10) **Patent No.:** **US D902,093 S**
Behmer et al. (45) **Date of Patent:** **** Nov. 17, 2020**

(54) **VEHICLE FRONT UPPER GRILLE**
(71) Applicant: **Ford Global Technologies, LLC**,
Dearborn, MI (US)
(72) Inventors: **Darrell P. Behmer**, Novi, MI (US);
Melvin Betancourt, Shelby Township,
MI (US); **Christopher Stevens**,
Dearborn, MI (US); **Craig S. Metros, I**,
Bloomfield, MI (US)
(73) Assignee: **Ford Global Technologies, LLC**,
Dearborn, MI (US)

D712,320 S * 9/2014 Mays D12/163
D712,321 S * 9/2014 Mays D12/163
D714,690 S * 10/2014 Mays D12/92
D728,423 S * 5/2015 Rugar D12/91
D741,752 S * 10/2015 Messale D12/91
D815,994 S * 4/2018 Nakamura D12/163
D821,922 S * 7/2018 Behmer D12/92
D825,406 S * 8/2018 Gueler D12/163
D826,797 S * 8/2018 Behmer D12/163
D827,509 S * 9/2018 Behmer D12/163
D830,243 S * 10/2018 Gueler D12/163
10,183,573 B1 * 1/2019 Klop B60K 11/08
D855,502 S * 8/2019 Behmer D12/163

(**) Term: **15 Years**
(21) Appl. No.: **29/700,493**
(22) Filed: **Aug. 2, 2019**

OTHER PUBLICATIONS
2019 Bullitt YouTube https://www.youtube.com/watch?v=3Rhf6HweTLI&list=PLH_O29z6DcNSID-E06DV9Ba0Jj5Nh6Zk3&index=16&t=0s Posted Jan. 15, 2018 (Year: 2018).*

Related U.S. Application Data
(62) Division of application No. 29/627,557, filed on Nov. 28, 2017, now Pat. No. Des. 855,502.
(51) **LOC (12) Cl.** **12-16**
(52) **U.S. Cl.**
USPC **D12/163**
(58) **Field of Classification Search**
USPC D12/86, 90-92, 98, 163, 169, 196, 216
CPC B62D 25/08; B62B 9/16; B60K 11/08;
B60R 19/50; B60R 19/52
See application file for complete search history.


* cited by examiner
Primary Examiner — Leanne Was-Englehart

(56) **References Cited**
U.S. PATENT DOCUMENTS
2,854,104 A * 9/1958 Marcy, Jr. B21D 47/005
52/666
D589,856 S * 4/2009 Woolley D12/169
D591,210 S * 4/2009 Woolley D12/169
D678,136 S * 3/2013 Behmer D12/163
D708,993 S * 7/2014 Mays D12/163

(57) **CLAIM**
The ornamental design for a vehicle front upper grille, as shown and described.

DESCRIPTION
FIG. 1 is a front elevational view of a vehicle front upper grille, showing our new design;
FIG. 2 is a rear elevational view thereof;
FIG. 3 is a left side elevational view thereof;
FIG. 4 is a right side elevational view thereof;
FIG. 5 is a top plan view thereof;
FIG. 6 is a bottom plan view thereof;
FIG. 7 is a top, front, and left side perspective view thereof;
FIG. 8 is a bottom, front, and left side perspective view thereof; and,
FIG. 9 is a top, rear, and left side perspective view thereof.

1 Claim, 9 Drawing Sheets






Fig. 1




Fig. 2




Fig. 3

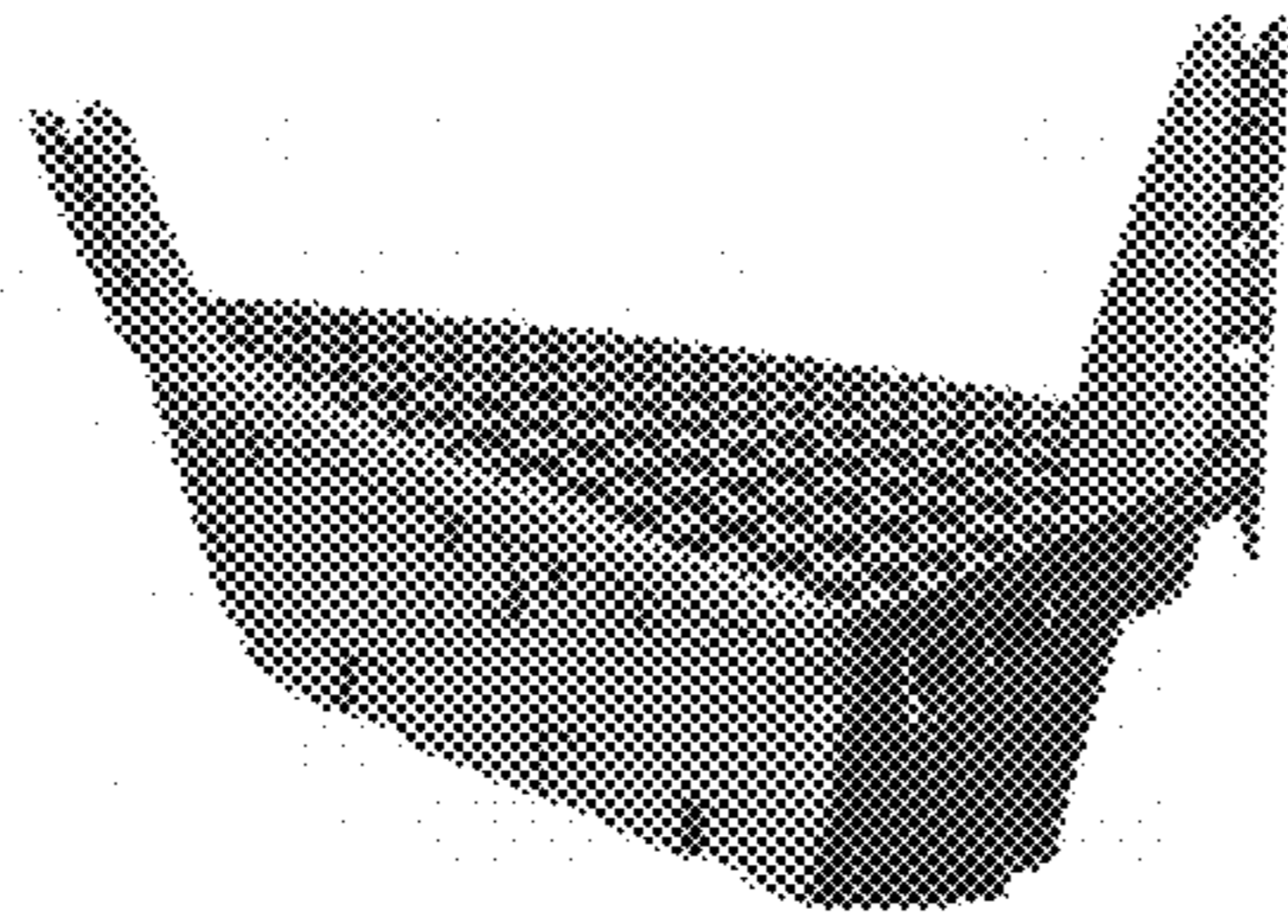


Fig. 4





Fig. 5

Fig. 6






Fig. 7




Fig. 8

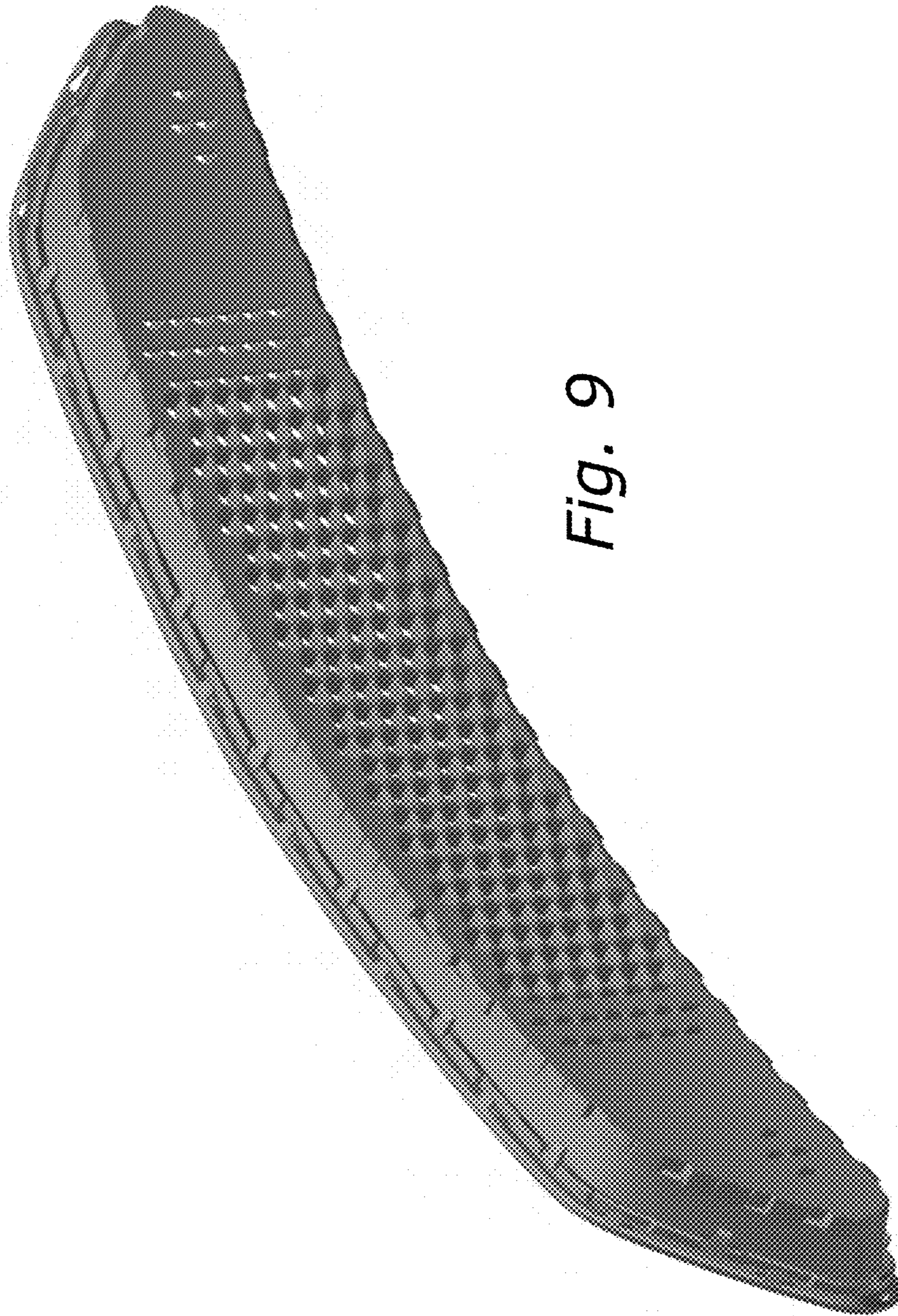


Fig. 9