



US00D902071S

(12) **United States Design Patent** (10) **Patent No.:** **US D902,071 S**  
**Shaughnessy** (45) **Date of Patent:** **\*\* Nov. 17, 2020**

(54) **JEWELRY PENDANT**

(71) Applicant: **Ryan Joseph Shaughnessy**, Los Angeles, CA (US)

(72) Inventor: **Ryan Joseph Shaughnessy**, Los Angeles, CA (US)

(\*\*) Term: **15 Years**

(21) Appl. No.: **29/669,224**

(22) Filed: **Nov. 6, 2018**

(51) **LOC (12) Cl.** ..... **11-01**

(52) **U.S. Cl.**  
USPC ..... **D11/79**

(58) **Field of Classification Search**  
USPC ..... D11/6, 7, 8, 40, 43, 44, 48, 49, 56, 57,  
D11/58, 61, 77, 79, 80, 81, 82, 95, 96,  
D11/97, 99, 100, 103, 116, 121, 2, 3, 4,  
D11/9-11, 26, 30, 132; D3/207, 208,  
D3/211; D6/581; D26/154; D2/607,  
D2/299

CPC ..... A44C 25/001; A44C 25/00; A44C 3/00;  
A44C 1/00; A44C 25/007

See application file for complete search history.

(56) **References Cited**

U.S. PATENT DOCUMENTS

D39,614 S \* 10/1908 Thompson ..... D11/116  
D40,099 S \* 6/1909 Coccaro ..... D11/116  
D40,516 S \* 2/1910 Gaynor ..... D11/116  
D66,529 S \* 2/1925 Denney ..... D11/79

D169,804 S \* 6/1953 De Stefano ..... D11/81  
D216,645 S \* 2/1970 Wagner ..... D11/81  
D233,993 S \* 12/1974 Hicks ..... D11/184  
D235,676 S \* 7/1975 Pappas ..... D11/81  
D252,868 S \* 9/1979 Cunningham ..... D11/70  
D271,384 S \* 11/1983 Frye ..... D11/76  
D577,906 S \* 10/2008 Hu ..... D3/211  
D839,765 S \* 2/2019 Tracy ..... D11/79  
D882,455 S \* 4/2020 Moorby ..... D11/116

\* cited by examiner

*Primary Examiner* — Michelle E. Wilson

*Assistant Examiner* — Tracey J Bell

(74) *Attorney, Agent, or Firm* — Lewis B. Sternfels

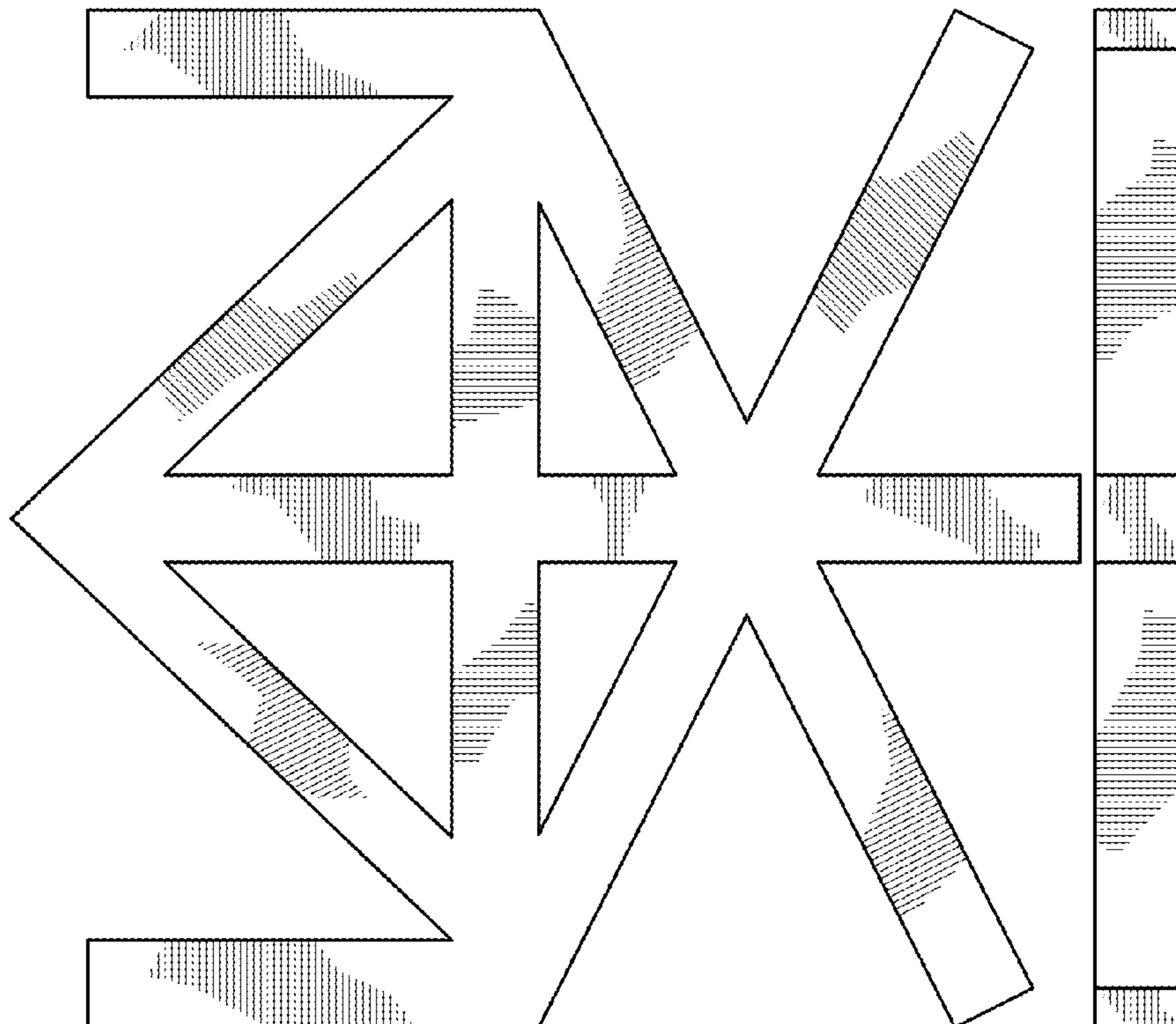
(57) **CLAIM**

The ornamental design for a jewelry pendant, as shown and described.


**DESCRIPTION**

FIG. 1 is a perspective view of the jewelry pendant.  
FIG. 2 is a view of the jewelry pendant as depicted from its front side as seen in FIG. 1.  
FIG. 3 is a view of the jewelry pendant as depicted from its back side as seen in FIG. 1.  
FIG. 4 is a view of the jewelry pendant as depicted from its left side as seen in FIG. 1.  
FIG. 5 is a view of the jewelry pendant as depicted from its right side as seen in FIG. 1.  
FIG. 6 is a view of the jewelry pendant as depicted from its top side as seen in FIG. 1; and,  
FIG. 7 is a view of the jewelry pendant as depicted from its bottom side as seen in FIG. 1.

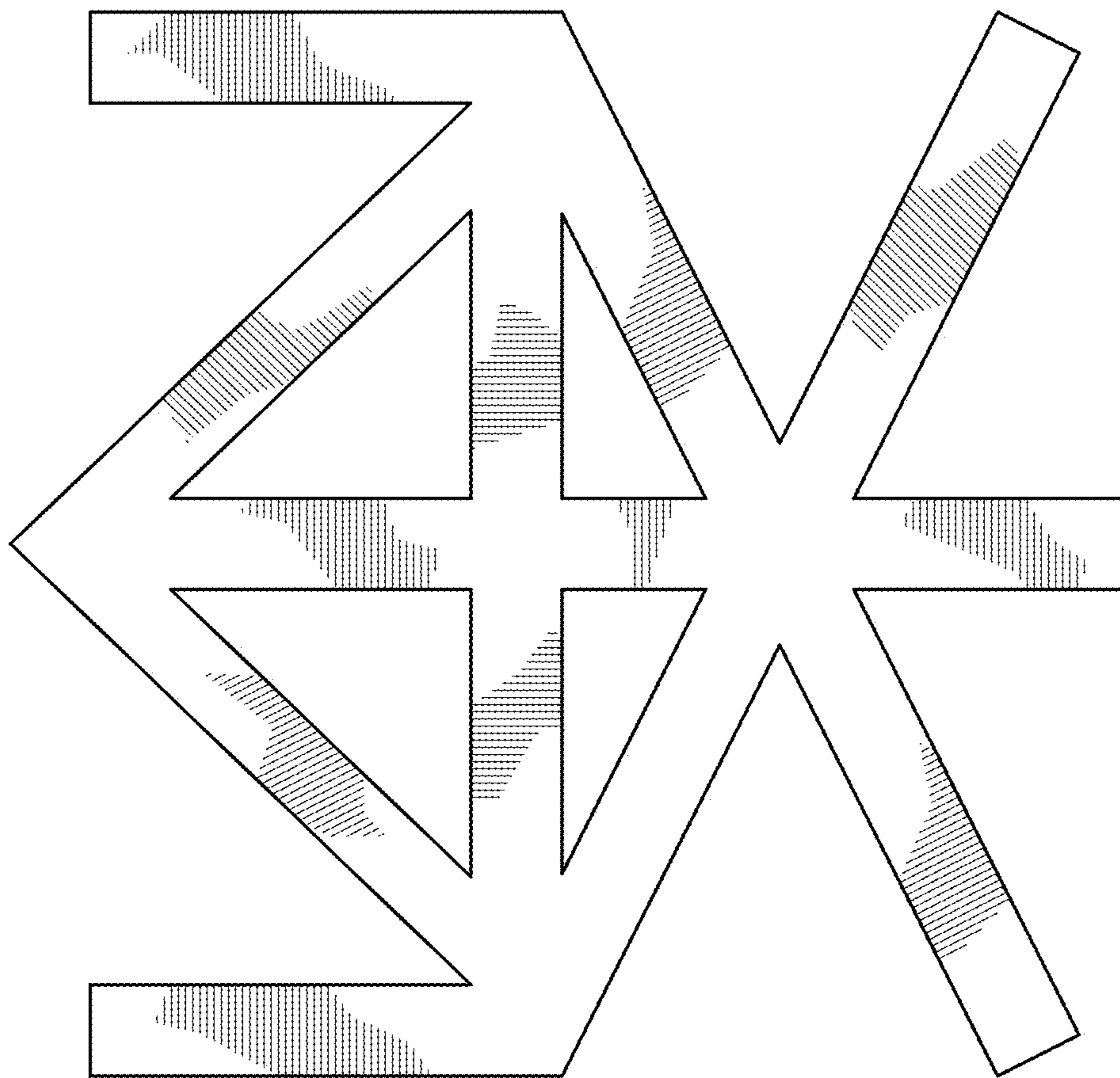
**1 Claim, 5 Drawing Sheets**



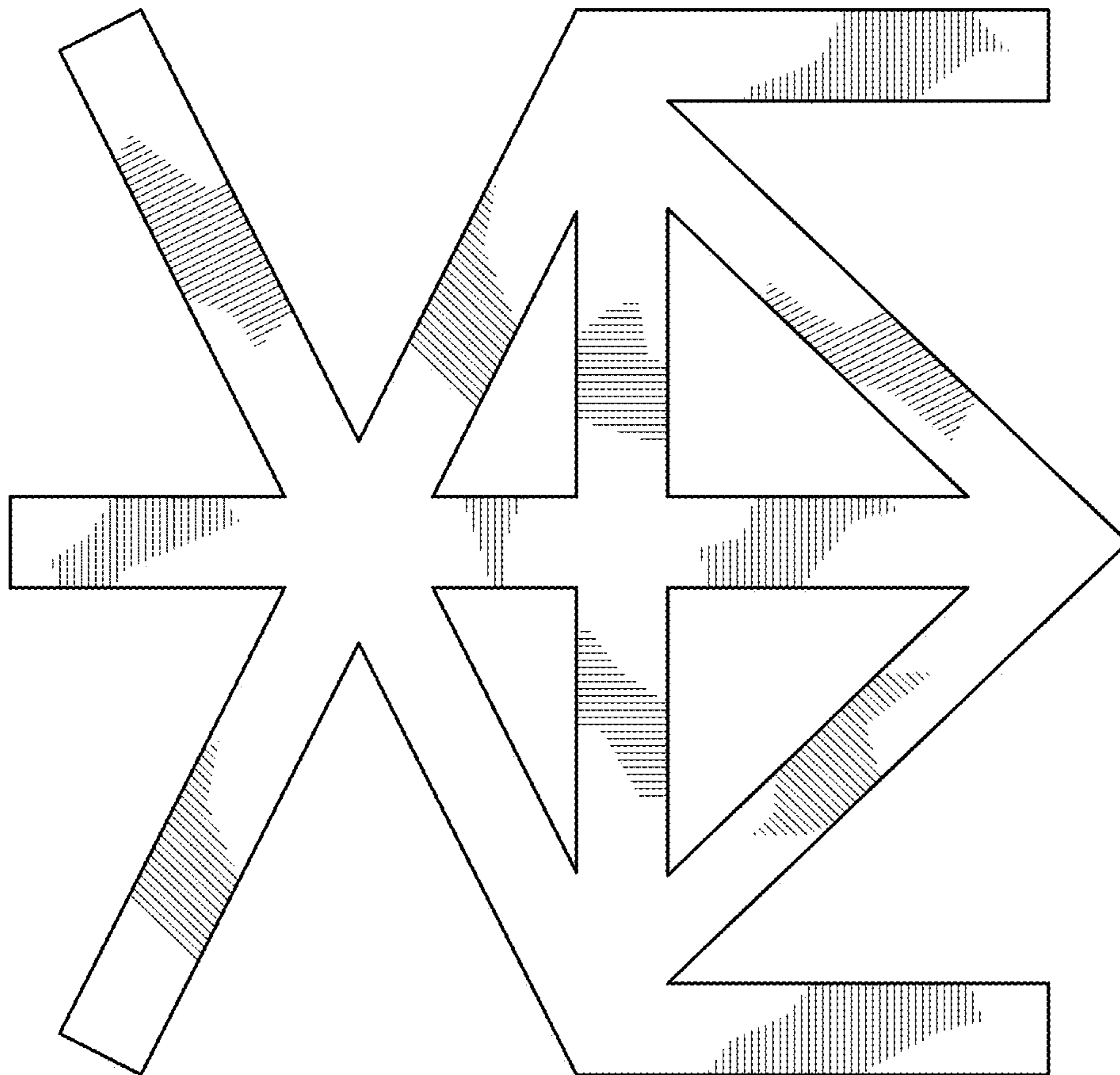
*FIG. 1*




*FIG. 2*



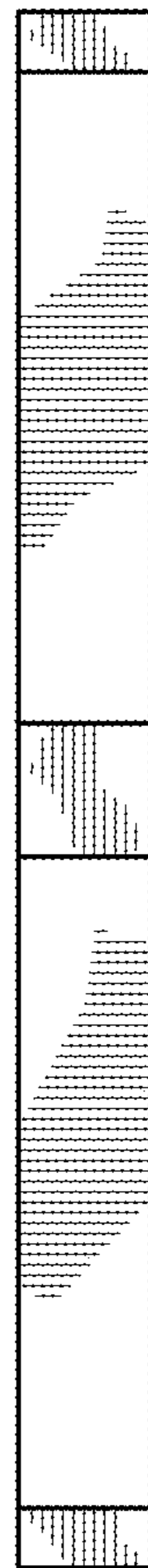
*FIG. 3*



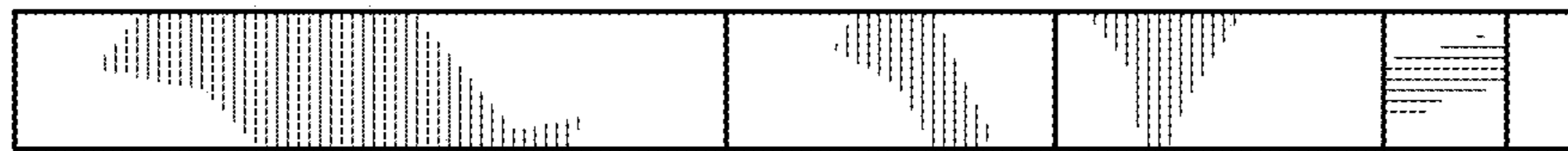
*FIG. 4*



*FIG. 5*



*FIG. 6*



*FIG. 7*

