



US00D902068S

(12) **United States Design Patent** (10) **Patent No.:** **US D902,068 S**  
**Rich** (45) **Date of Patent:** **\*\* Nov. 17, 2020**

(54) **BRACELET** 6,401,488 B1 \* 6/2002 Cousin ..... A44C 11/002  
63/3

(71) Applicant: **Mikey Rich LLC**, Madisonville, LA (US) D470,073 S \* 2/2003 Valentini ..... D11/5  
D497,566 S \* 10/2004 Pucci ..... D11/11  
D525,554 S \* 7/2006 Astala ..... A44C 25/00  
D11/6

(72) Inventor: **Michael Rich**, Madisonville, LA (US) D576,908 S \* 9/2008 Gruenke ..... D11/3  
D824,274 S \* 7/2018 Trafton ..... D11/3

(73) Assignee: **MIKEY RICH LLC**, Madisonville, LA (US) D831,522 S \* 10/2018 Gruosi-Scheufele ..... D11/4  
D847,918 S \* 5/2019 Reisinger ..... D21/682  
D848,304 S \* 5/2019 Warren ..... D11/4  
D872,618 S \* 1/2020 Atkinson ..... D11/6  
D881,741 S \* 4/2020 Tang ..... D11/40  
D882,446 S \* 4/2020 Atkinson ..... D11/6  
D885,667 S \* 5/2020 Yehl ..... A44C 5/00  
D28/41

(\*\*) Term: **15 Years**

(21) Appl. No.: **29/697,700**

(22) Filed: **Jul. 10, 2019** 2005/0101442 A1 \* 5/2005 Huang ..... A63B 71/081  
482/51  
2014/0270318 A1 \* 9/2014 Cho ..... H04R 1/02  
381/385

**Related U.S. Application Data**

(63) Continuation-in-part of application No. 29/672,159, filed on Dec. 3, 2018.

(51) **LOC (12) Cl.** ..... **11-01**

(52) **U.S. Cl.**  
USPC ..... **D11/6**

(58) **Field of Classification Search**  
USPC ..... D11/1-13, 26, 40, 86; D28/41;  
D24/194, 195; D7/633  
CPC ..... A44C 5/00; A44C 5/0007; A44C 5/0023;  
A44C 5/0053; A44C 5/0084; A44C 5/02;  
A44C 5/025; A44C 7/00; A44C 9/00;  
A44C 11/00; A44C 11/002  
See application file for complete search history.

\* cited by examiner

*Primary Examiner* — Llorellys Martinez

(57) **CLAIM**

The ornamental design for a bracelet, as shown and described.

**DESCRIPTION**

FIG. 1 is a top-front perspective view of a bracelet showing my new design;  
FIG. 2 is a top-rear perspective view thereof;  
FIG. 3 is a front elevation view thereof;  
FIG. 4 is a rear elevation view thereof;  
FIG. 5 is a top plan view thereof;  
FIG. 6 is a bottom plan view thereof;  
FIG. 7 is a right elevation view thereof; and,  
FIG. 8 is a left elevation view thereof.  
The broken lines showing text indicia in FIGS. 1, 3, and 5-8 represent environmental structure only and form no part of the claimed design.

**1 Claim, 8 Drawing Sheets**

(56) **References Cited**

**U.S. PATENT DOCUMENTS**

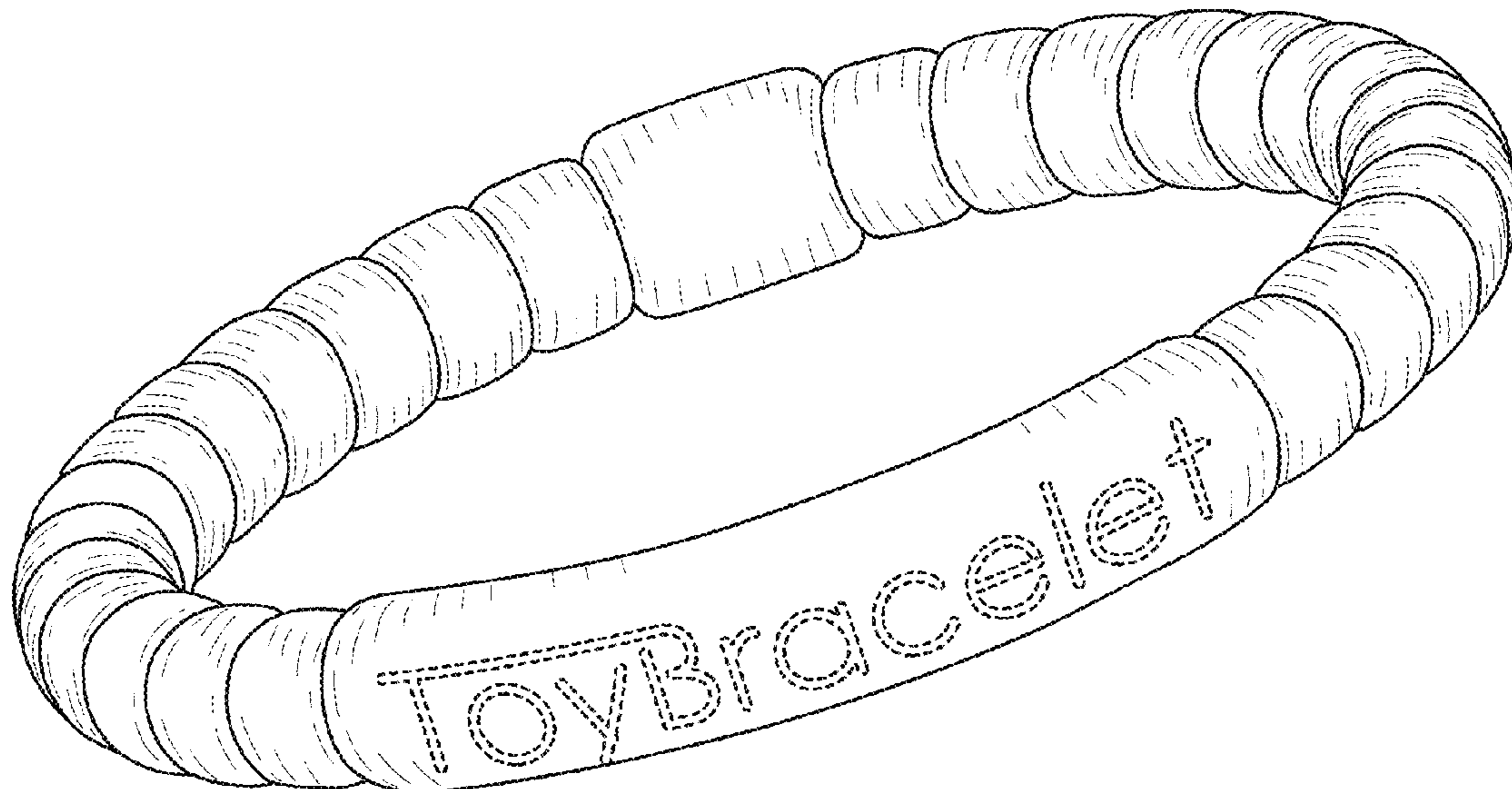
273,110 A \* 2/1883 Kursh ..... A44C 5/0092  
63/11

1,250,153 A \* 12/1917 Ellis ..... A44C 5/08  
63/5.2

D254,273 S \* 2/1980 Lawrence ..... D11/11

D378,501 S \* 3/1997 Garzi ..... D11/4

D378,903 S \* 4/1997 Feliciano ..... D11/40



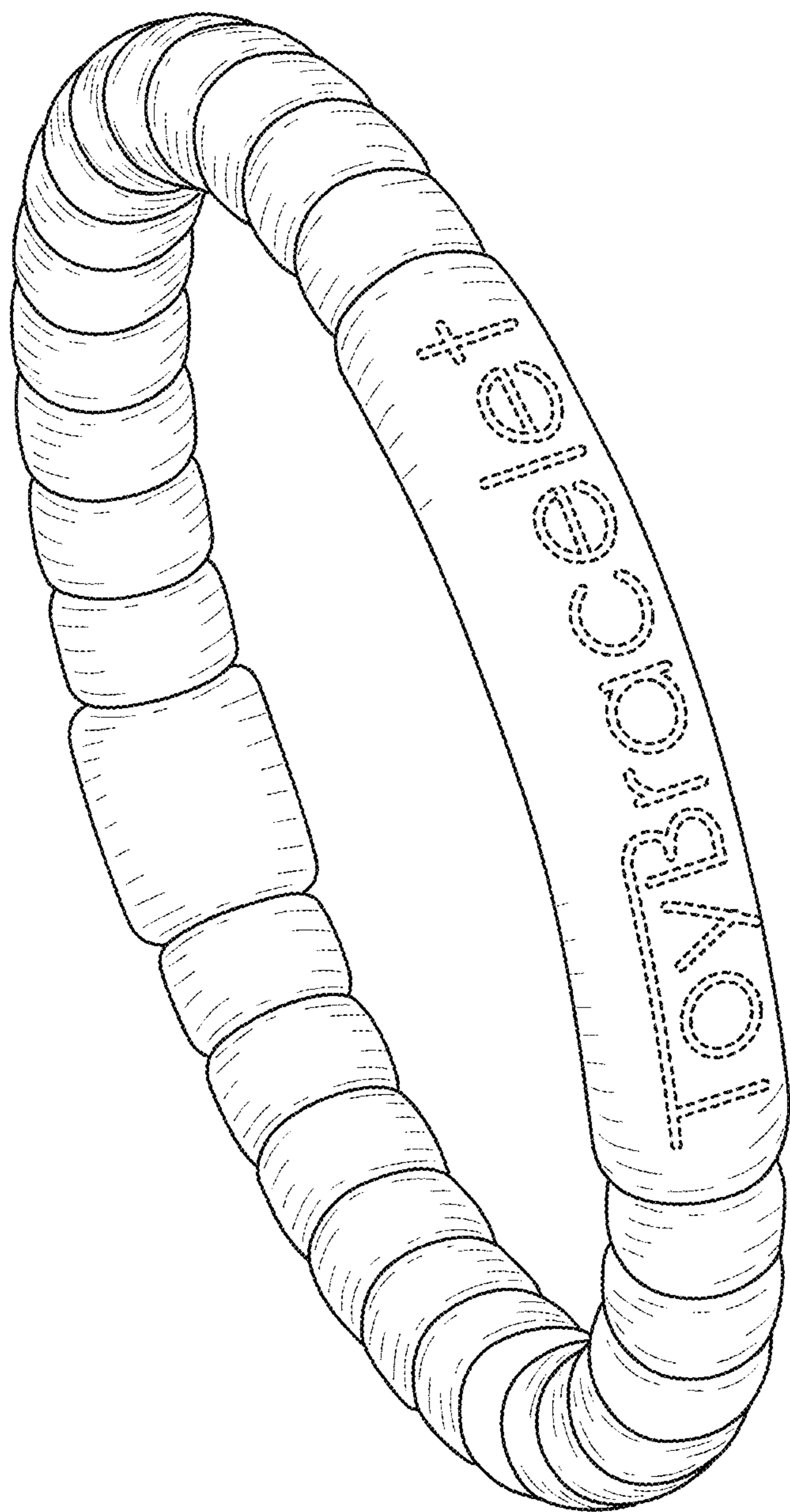


FIG. 1

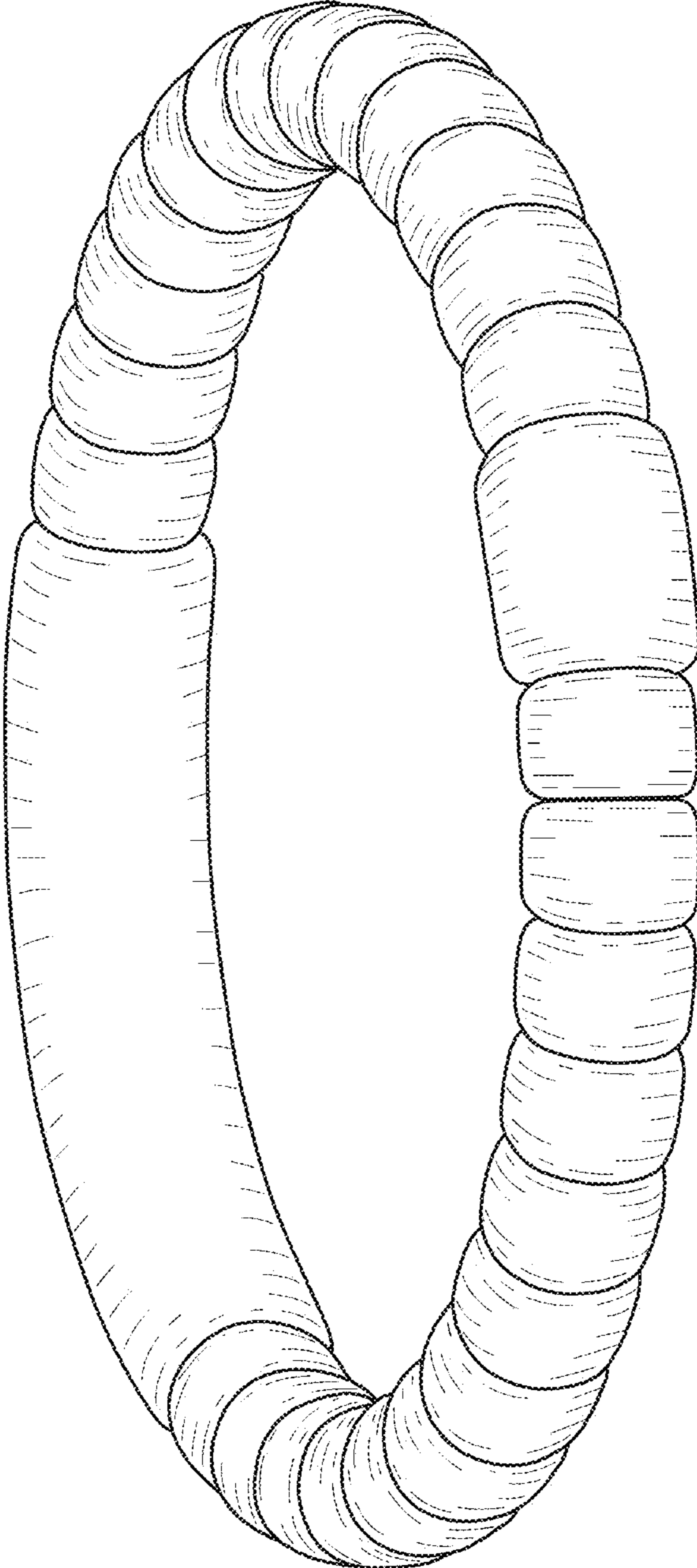


FIG. 2



FIG. 3



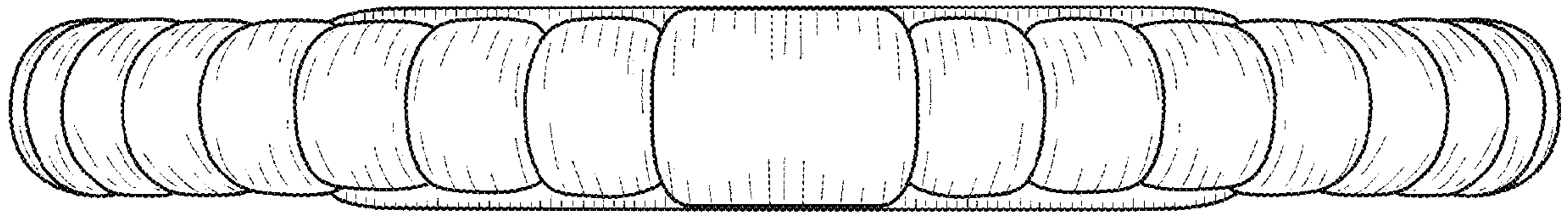


FIG. 4

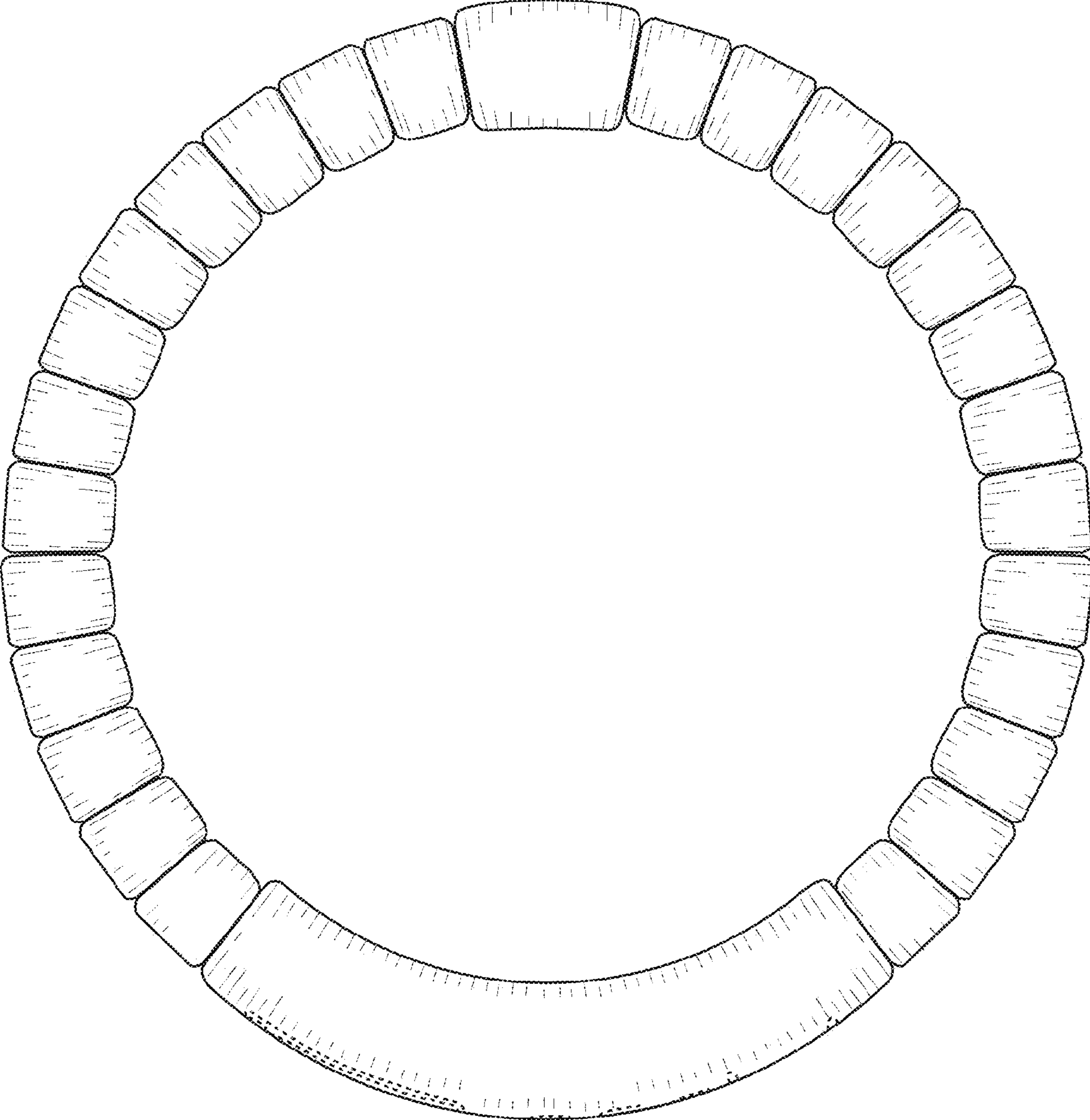


FIG. 5

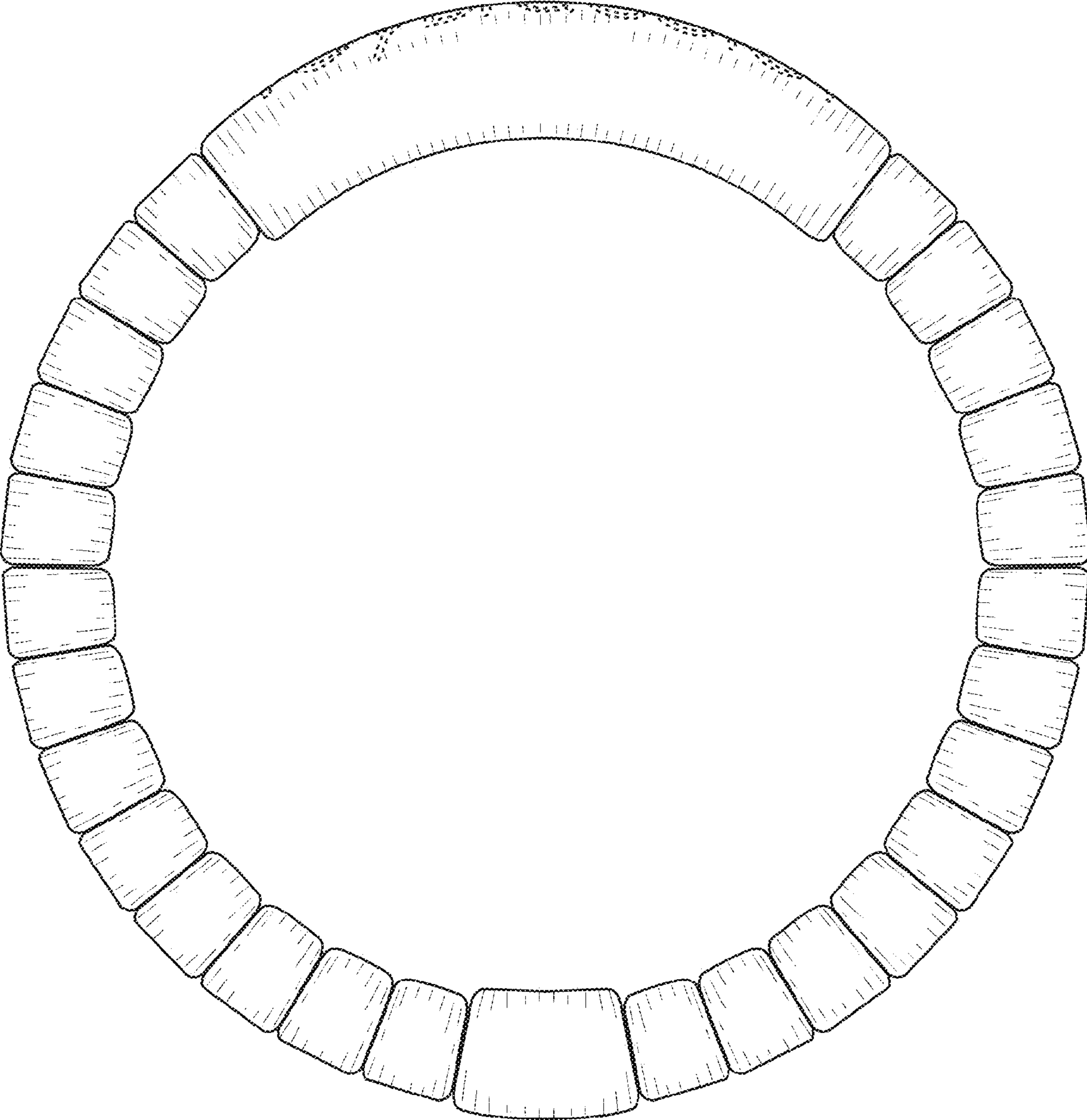


FIG. 6

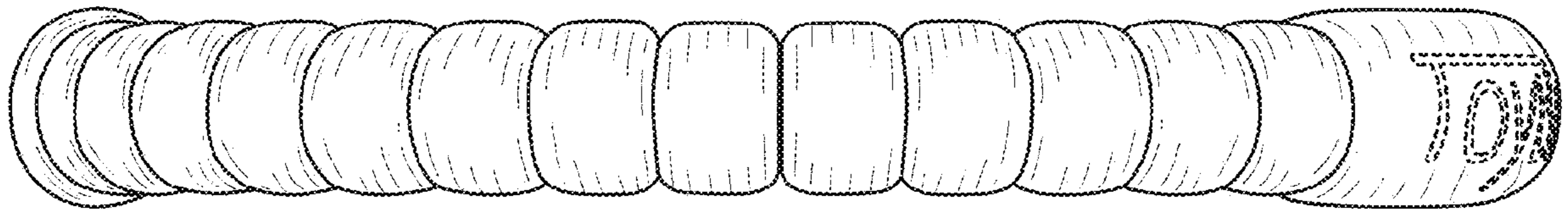


FIG. 7



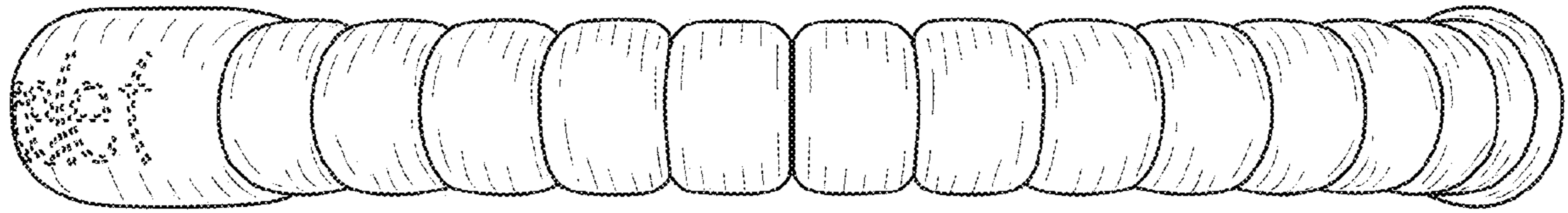


FIG. 8