



US00D902064S

(12) **United States Design Patent** (10) **Patent No.:** **US D902,064 S**  
**Abeillon** (45) **Date of Patent:** **\*\* Nov. 17, 2020**

(54) **WATCH DIAL**

(71) Applicant: **Cartier International AG**, Steinhausen (CH)

(72) Inventor: **Raphael Abeillon**, Paris (FR)

(73) Assignee: **Cartier International AG**, Steinhausen (CH)

(\*\*) Term: **15 Years**

(21) Appl. No.: **29/697,826**

(22) Filed: **Jul. 11, 2019**

(30) **Foreign Application Priority Data**

Jan. 11, 2019 (WO) ..... 970009010

(51) **LOC (12) Cl.** ..... **10-07**

(52) **U.S. Cl.**  
USPC ..... **D10/125**

(58) **Field of Classification Search**

USPC ..... D10/30, 31, 32, 33, 34, 35, 36, 37, 38,  
D10/39, 122, 123, 124, 125, 126, 128  
CPC ..... G04B 19/00; G04B 19/06; G04B 19/065;  
G04B 19/08; G04B 19/106; G04B 19/16;  
G04B 19/12; G04B 19/18; G04B 19/025;  
G04B 19/103; G04B 19/166; G04B  
19/20; G04B 19/223

See application file for complete search history.

(56) **References Cited**

**U.S. PATENT DOCUMENTS**

210,806 A \* 12/1878 Root ..... G04B 19/06  
368/232  
D250,752 S \* 1/1979 Perrin ..... D10/39  
D251,056 S \* 2/1979 Perrin ..... D10/39  
D252,193 S \* 6/1979 Day ..... D10/125  
D267,549 S \* 1/1983 Kanoui ..... D10/39  
D268,737 S \* 4/1983 Perrin ..... D10/39

D514,457 S \* 2/2006 Diltoer ..... D10/39  
D553,021 S \* 10/2007 Bodino ..... D10/39  
D615,898 S \* 5/2010 Dias ..... D10/125  
D620,381 S \* 7/2010 Rabassa ..... D10/126  
D823,153 S \* 7/2018 Rabassa ..... D10/122

**OTHER PUBLICATIONS**

Amazon, Seiko Men's Analogue Watch, posted Feb. 19, 2015, [online], [visited Aug. 11, 2020]. Internet, <URL: https://www.amazon.co.uk/Seiko-Analogue-Powered-Leather-SUP880P1/dp/B00SWDL6CS/ref> (Year: 2015).\*

\* cited by examiner

*Primary Examiner* — Sheryl Lane

*Assistant Examiner* — Samantha N Wood

(74) *Attorney, Agent, or Firm* — Taft Stettinius & Hollister LLP


(57) **CLAIM**

The ornamental design for a watch dial, as shown and described.

**DESCRIPTION**

FIG. 1 is a front elevational view of a watch dial showing my new design;  
FIG. 2 is a back elevational view thereof;  
FIG. 3 is a right side elevational view thereof;  
FIG. 4 is a left side elevational view thereof;  
FIG. 5 is a top plan view thereof;  
FIG. 6 is a bottom plan view thereof;  
FIG. 7 is a front, bottom, right side perspective view thereof; and,  
FIG. 8 is a back, bottom, left side perspective view thereof. The broken lines in the drawing figures form no part of the claimed design. The solid black areas in the drawing figures are intended to show color.

**1 Claim, 5 Drawing Sheets**






Fig. 1

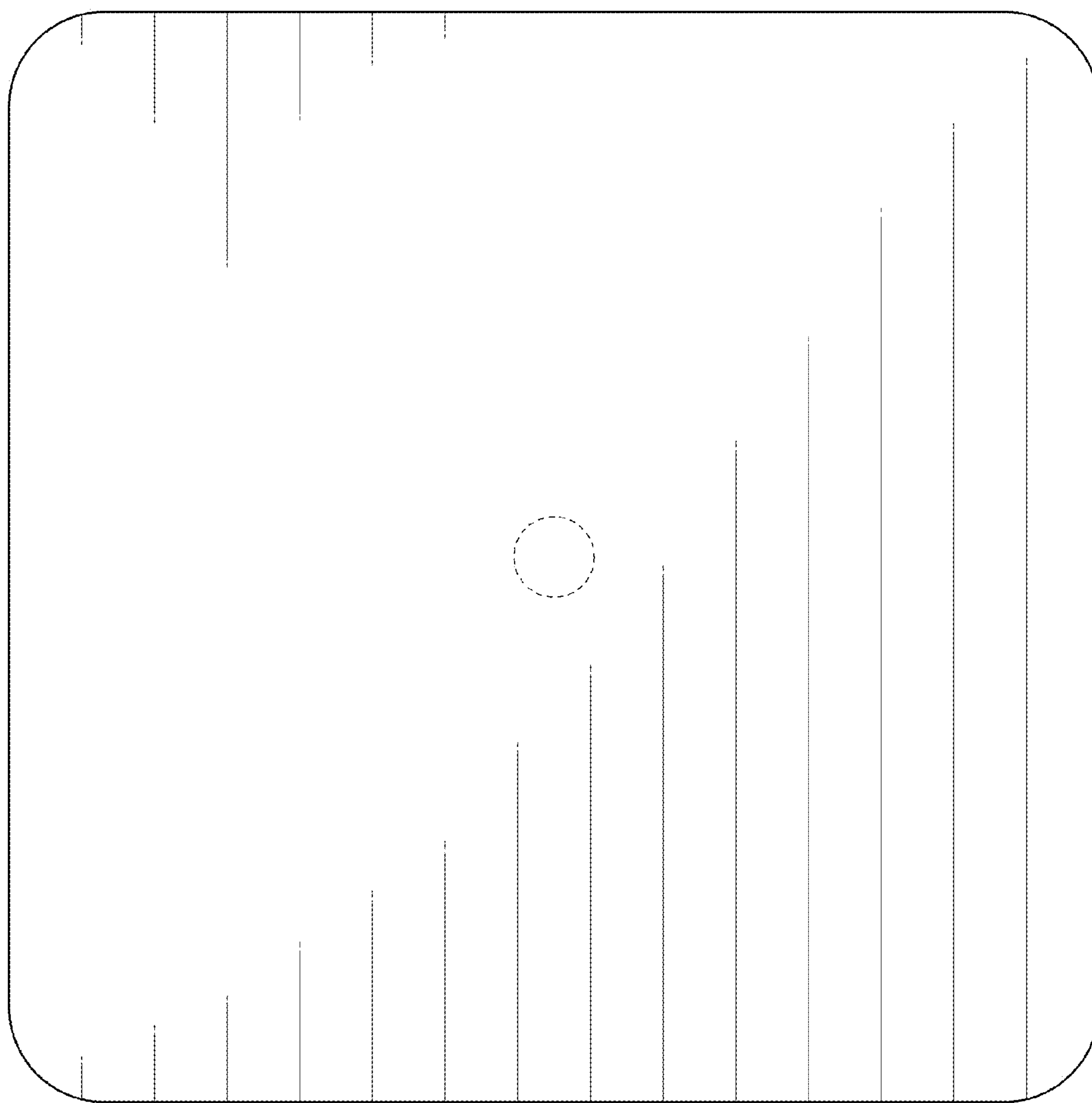


Fig. 2





Fig. 3



Fig. 4



Fig. 5

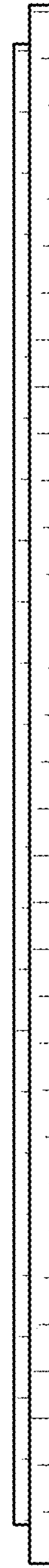


Fig. 6

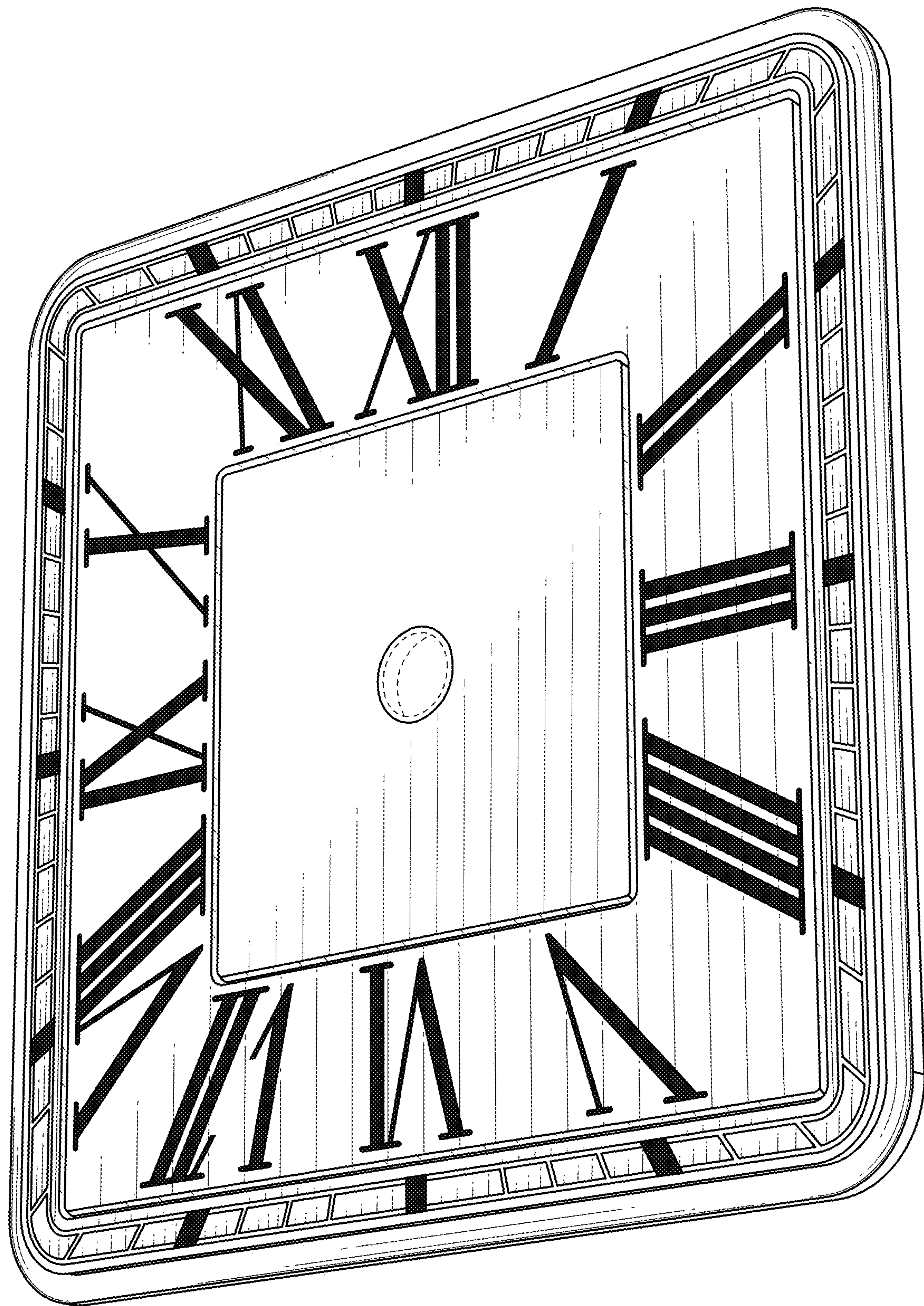


Fig. 7

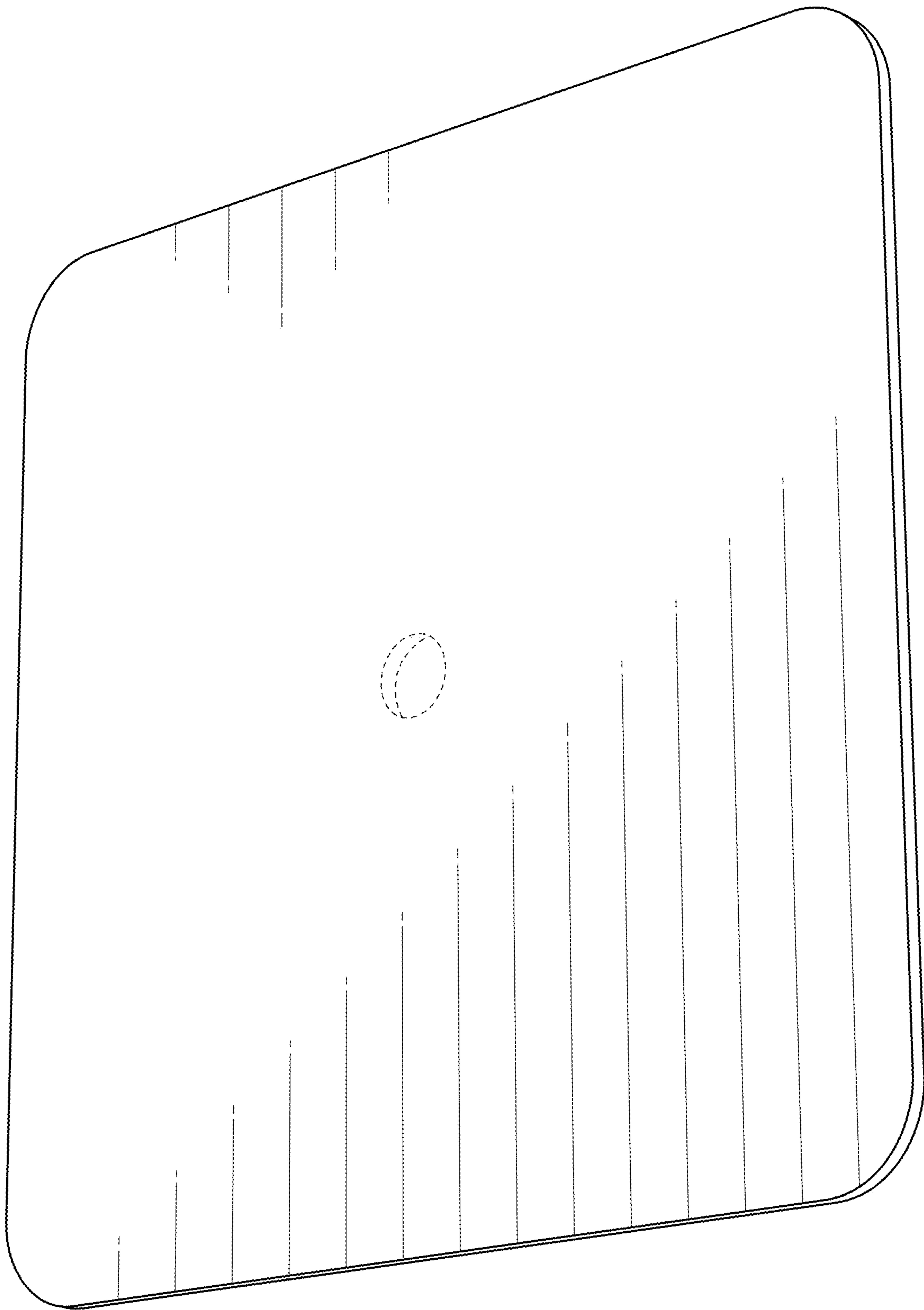


Fig. 8