



US00D902041S

(12) **United States Design Patent** (10) **Patent No.:** **US D902,041 S**
Bore (45) **Date of Patent:** **** Nov. 17, 2020**

- (54) **BOTTLE**
- (71) Applicant: **Henkel AG & Co. KGaA**, Duesseldorf (DE)
- (72) Inventor: **Olivier Bore**, Parmain (FR)
- (73) Assignee: **Henkel AG & Co. KGaA** (DE)
- (**) Term: **15 Years**
- (21) Appl. No.: **29/675,575**
- (22) Filed: **Jan. 3, 2019**

Related U.S. Application Data

- (62) Division of application No. 29/527,575, filed on May 20, 2015, now Pat. No. Des. 840,824.

(30) **Foreign Application Priority Data**

Nov. 27, 2014 (EM) 002586933

- (51) **LOC (12) Cl.** **09-01**

- (52) **U.S. Cl.**
USPC **D9/543; D9/544**

- (58) **Field of Classification Search**
USPC D9/516, 539, 543, 544, 575, 715, 719;
D7/510-513

CPC B65D 1/0223; B65D 2501/0081; B65D 47/128

See application file for complete search history.

(56) **References Cited**

U.S. PATENT DOCUMENTS

- D217,227 S 4/1970 Christiansen
- D277,551 S 2/1985 Kerr
- D308,631 S 6/1990 Burns et al.
- D340,217 S 10/1993 Delage et al.
- D353,097 S 12/1994 Weiss

- D373,086 S 8/1996 Hirato
- D387,668 S 12/1997 Bond
- D398,853 S 9/1998 Phillips
- D418,425 S 1/2000 Gobe
- D419,057 S 1/2000 Gobe
- D444,387 S 7/2001 Adachi et al.
- D476,900 S * 7/2003 Katz D9/545
- D481,954 S 11/2003 Potts et al.
- D489,993 S * 5/2004 Wilkes B65D 1/0223
D9/542
- D491,470 S 6/2004 Yang
- D566,565 S * 4/2008 Rittman D9/452
- D576,495 S 9/2008 Slubski
- D598,777 S * 8/2009 Belke D9/544
- D606,412 S * 12/2009 Schwartz D9/530
- D615,410 S * 5/2010 Lett D9/435
- D651,516 S 1/2012 Schaeffer
- D663,623 S * 7/2012 Slubski D9/537
- D714,647 S 10/2014 Kersten
- D721,970 S * 2/2015 Snyder D9/522

(Continued)

Primary Examiner — Shannon W Morgan

Assistant Examiner — Keith Frank

(74) *Attorney, Agent, or Firm* — James J. Cummings

(57) **CLAIM**

The ornamental design for a bottle, as shown and described.

DESCRIPTION

FIG. 1 is a front perspective view of a bottle embodying my new design;

FIG. 2 is a front side elevation view thereof;

FIG. 3 is a rear side elevation view thereof;

FIG. 4 is a left side elevation view thereof;

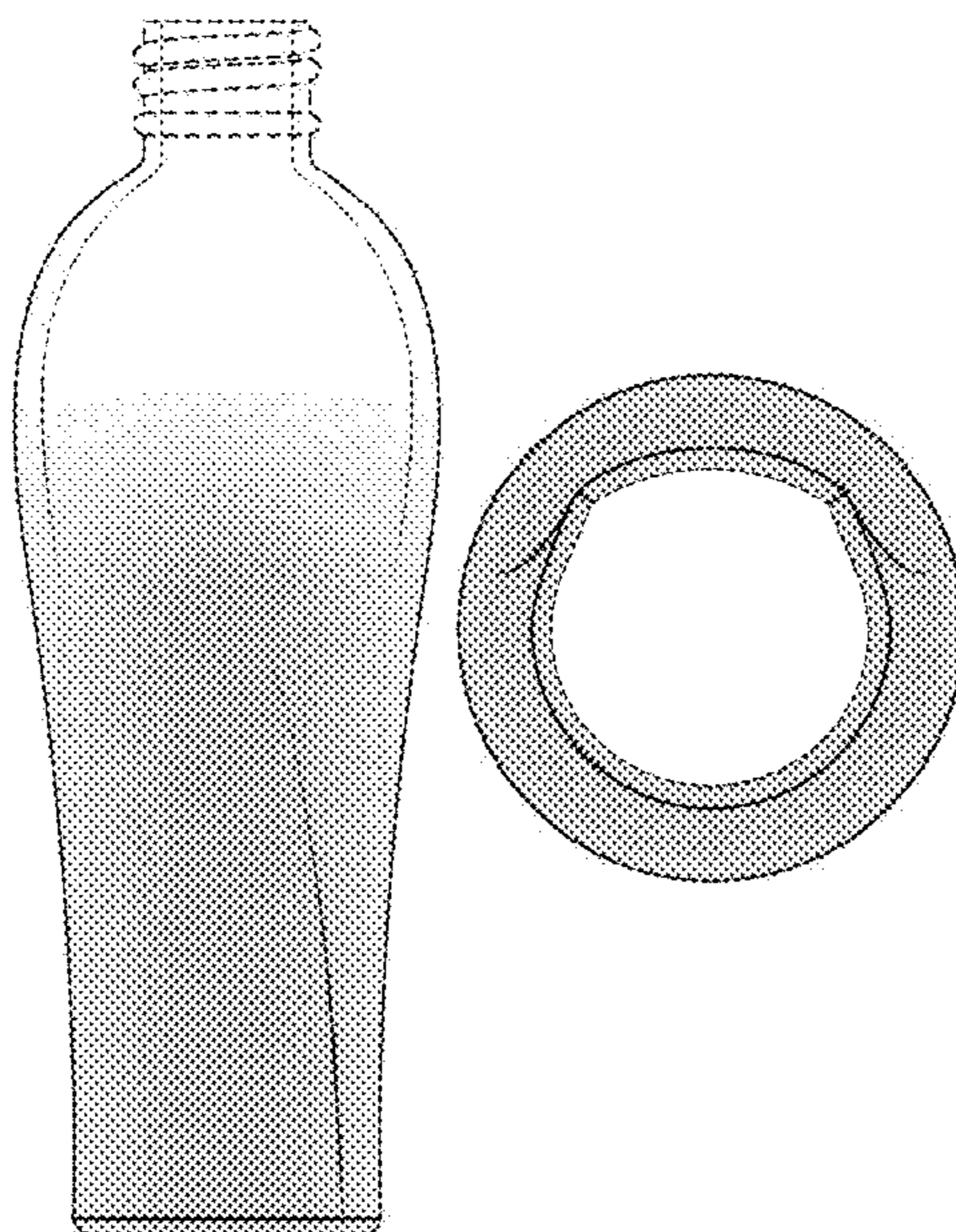
FIG. 5 is a right side elevation view thereof;

FIG. 6 is a top plan view thereof; and,

FIG. 7 is a bottom plan view thereof.

The broken lines in the drawings showing the bottle illustrate the portions of the bottle that form no part of the claimed design.

1 Claim, 6 Drawing Sheets



(56)

References Cited

U.S. PATENT DOCUMENTS

D746,694 S *	1/2016	Letamendi	D9/544
D766,092 S	9/2016	Maillet et al.	
D777,518 S	1/2017	Frazier	
D780,586 S *	3/2017	Ginders	D9/544
D833,283 S *	11/2018	Rock	D9/522
D838,600 S *	1/2019	Corrigan	D9/561
2009/0134111 A1 *	5/2009	Schroeder	B65D 5/4212 215/10

* cited by examiner

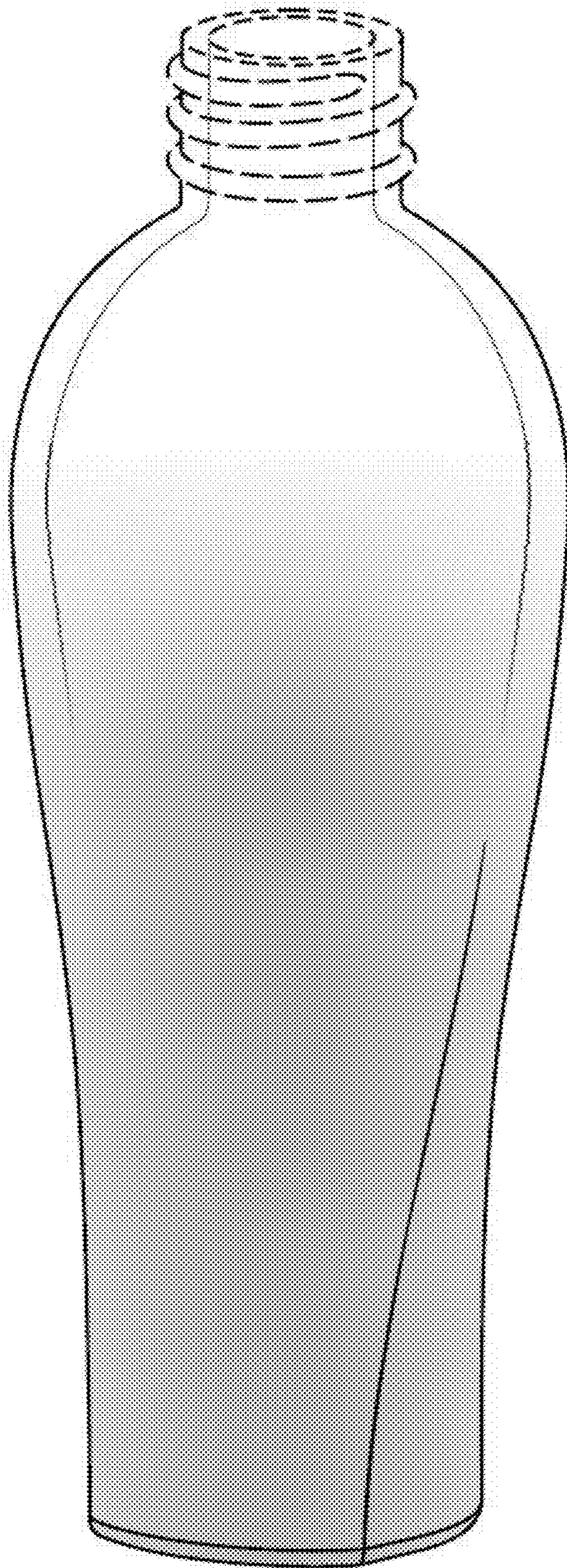


FIG. 1

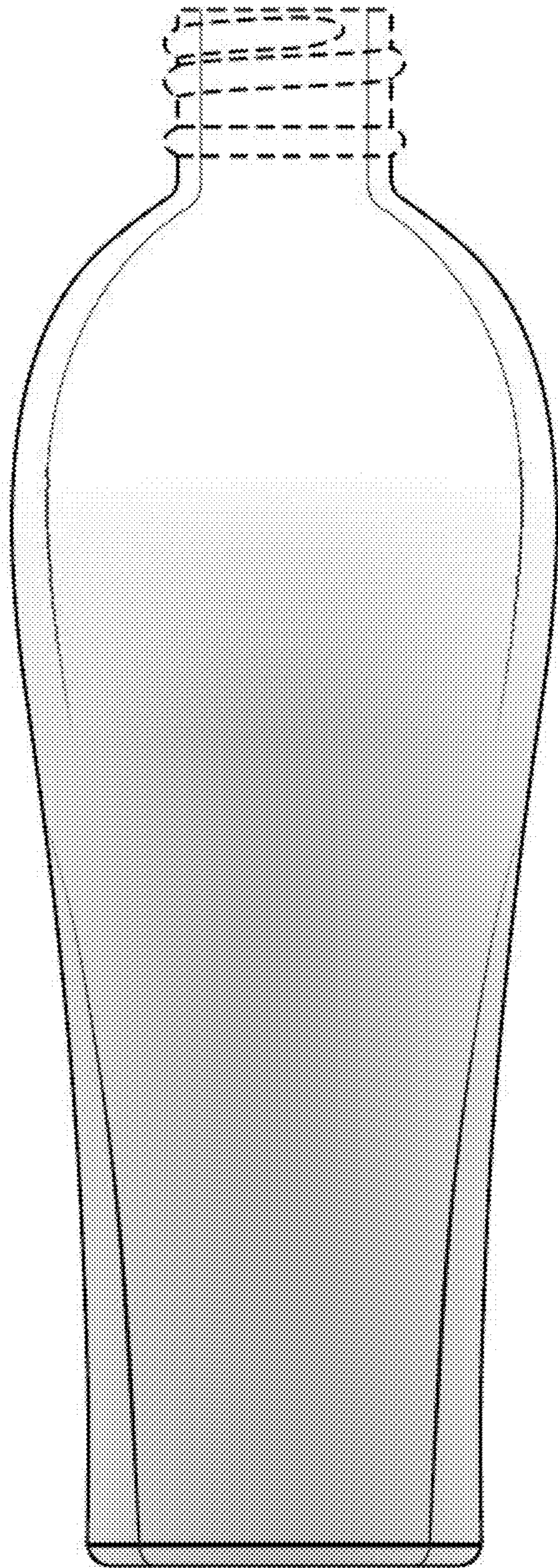


FIG. 2

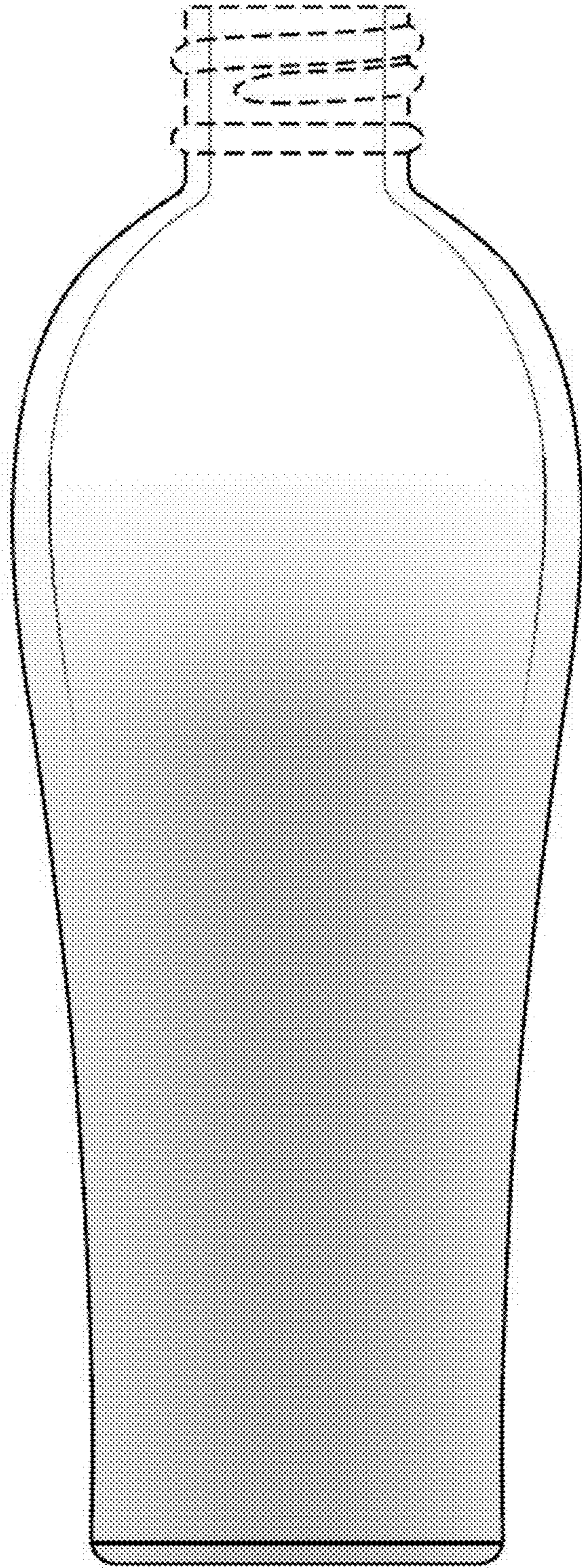


FIG. 3

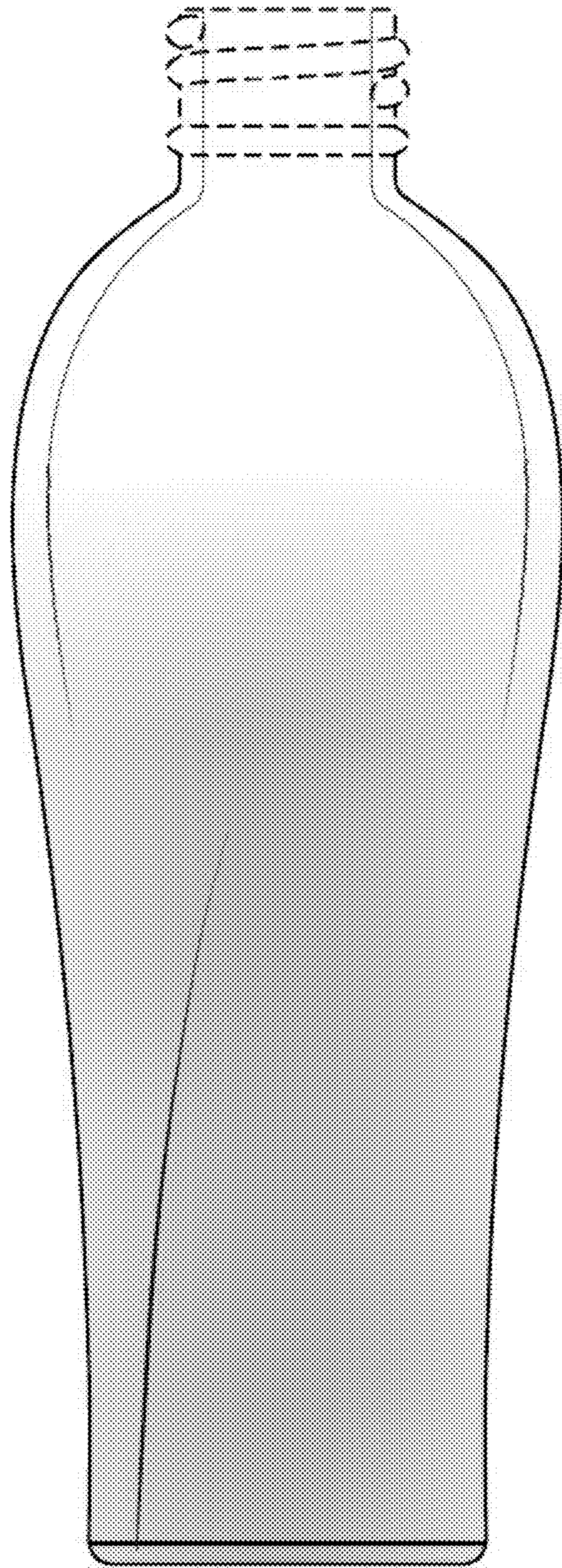


FIG. 4

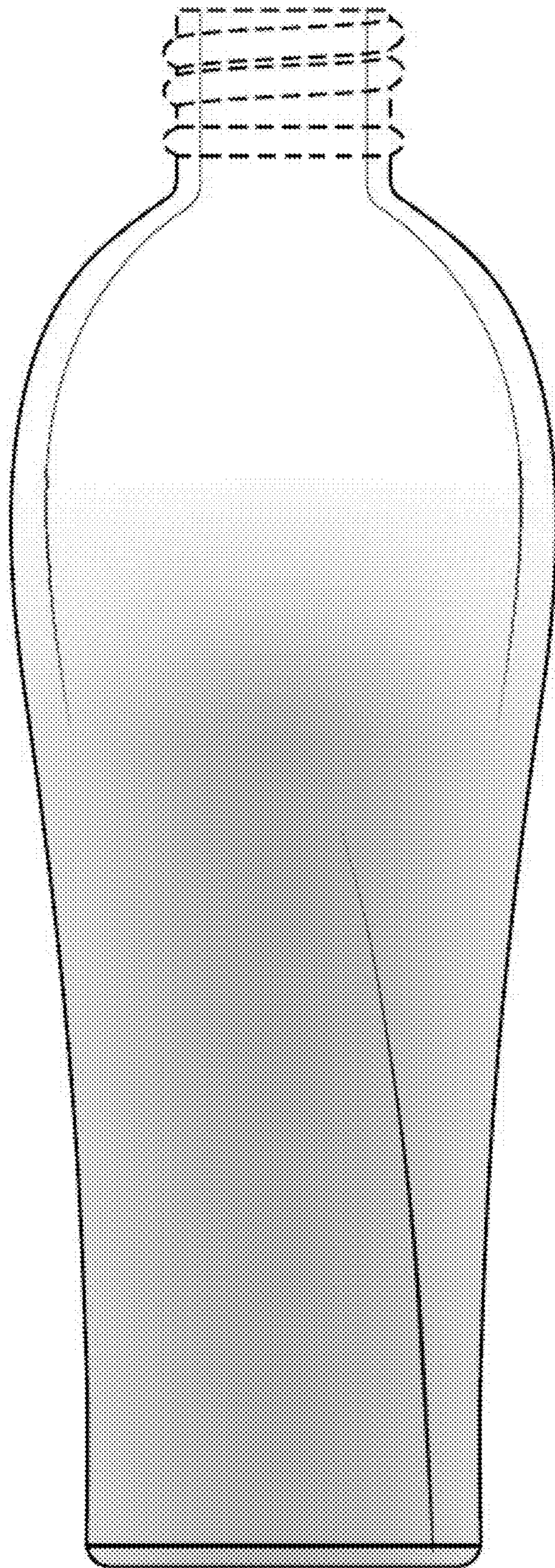


FIG. 5

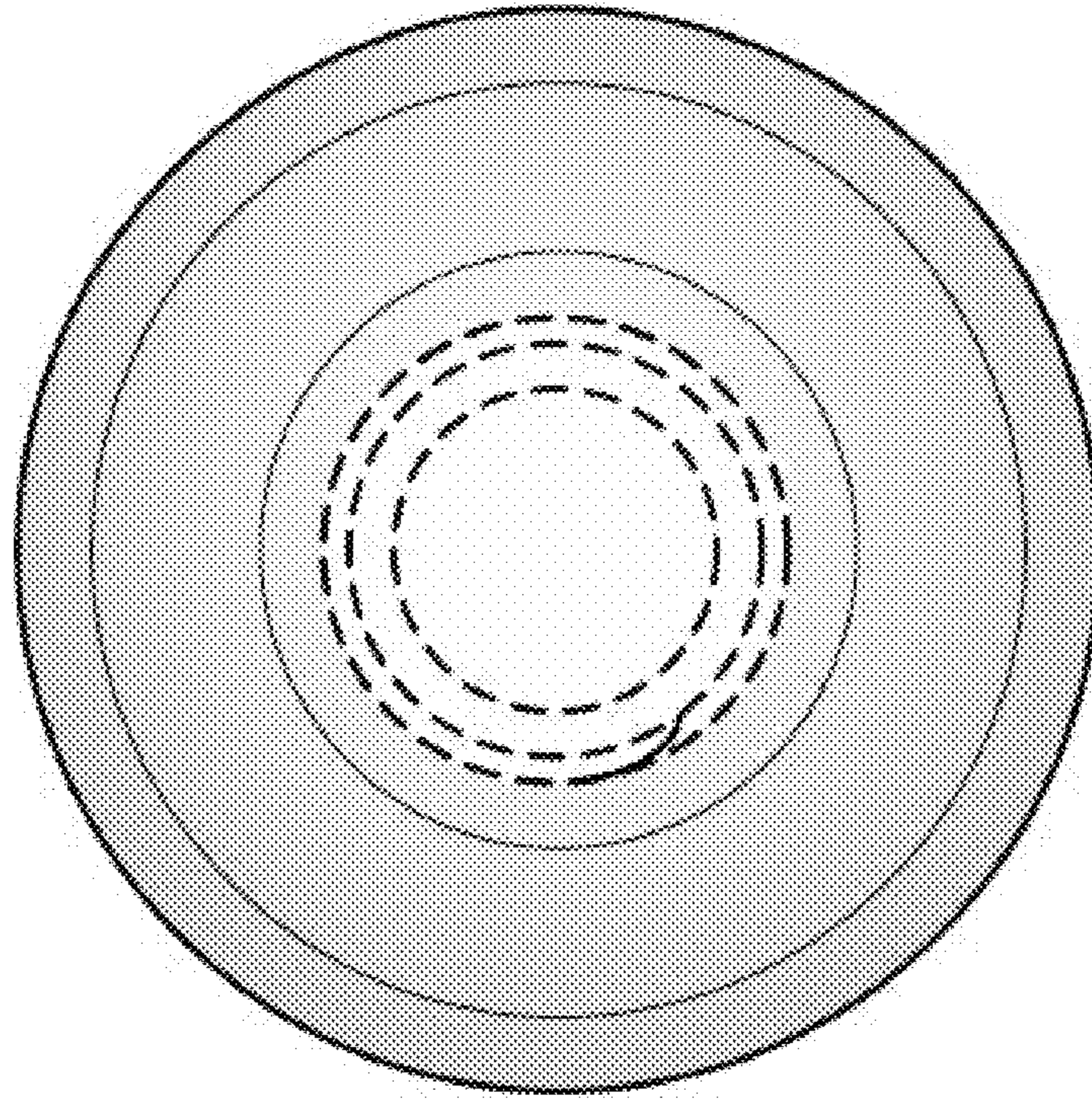


FIG. 6

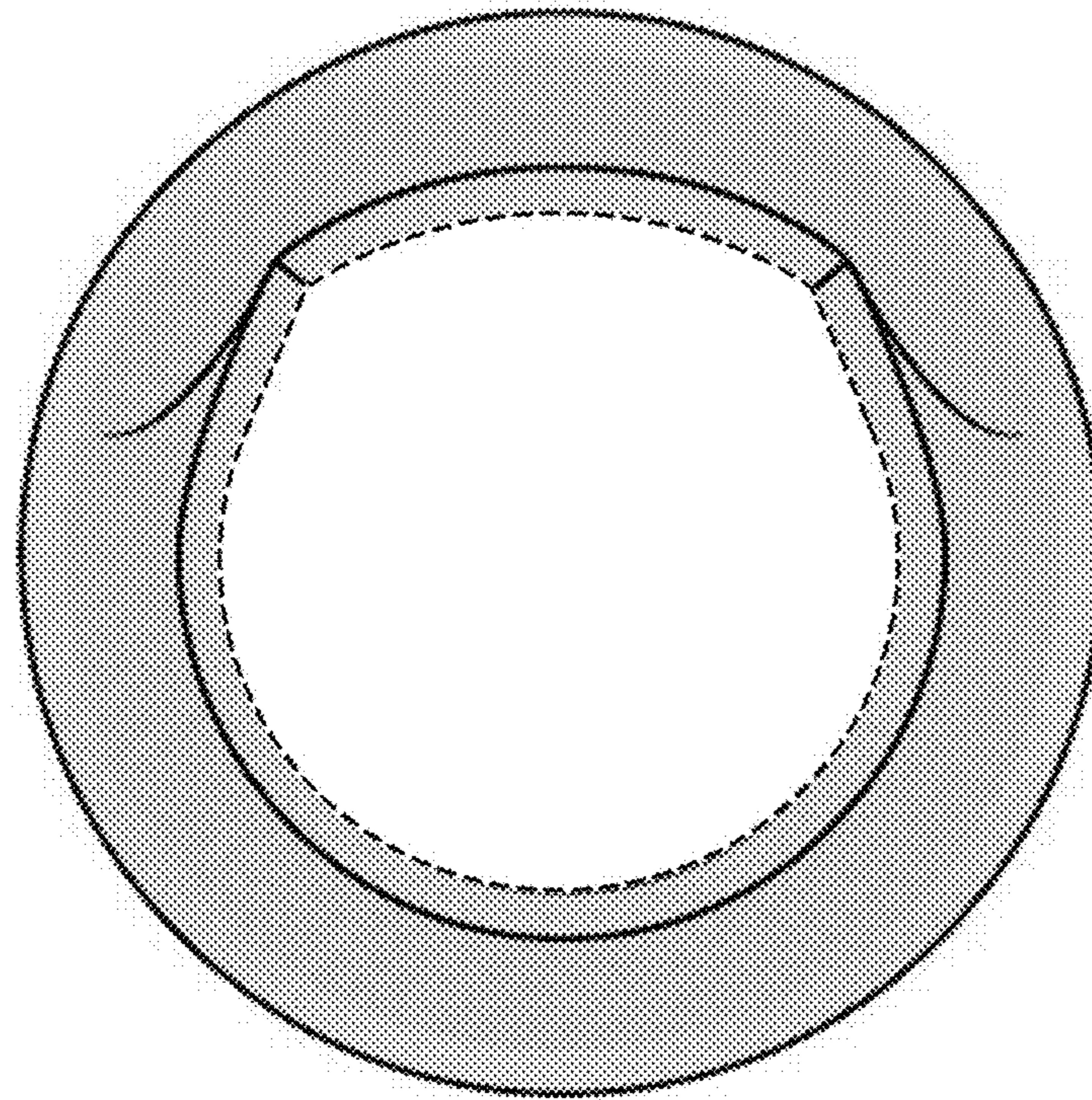


FIG. 7