

US00D902040S

(12) **United States Design Patent**
Guy et al.

(10) **Patent No.:** **US D902,040 S**

(45) **Date of Patent:** **** Nov. 17, 2020**

- (54) **LIQUID CONTAINER**
- (71) Applicant: **Grove Collaborative, Inc.**, San Francisco, CA (US)
- (72) Inventors: **Nichole Guy**, San Francisco, CA (US); **Alexandra Crane**, San Francisco, CA (US)
- (73) Assignee: **Grove Collaborative, Inc.**, San Francisco, CA (US)

- 3,952,898 A * 4/1976 Bayer B65D 23/001
215/12.1
- D240,016 S * 5/1976 Reynolds D9/501
- D254,357 S * 3/1980 Fehn D9/501
- 4,505,390 A * 3/1985 Kirk, Jr. A45F 3/16
16/110.1
- 4,817,806 A * 4/1989 Billoud B65D 23/001
215/12.1
- 4,984,723 A * 1/1991 Hsu A45F 3/04
215/10
- 5,421,485 A * 6/1995 Furuta B05B 11/00412
222/95

(Continued)

(**) Term: **15 Years**

FOREIGN PATENT DOCUMENTS

- (21) Appl. No.: **29/663,894**
- (22) Filed: **Sep. 19, 2018**
- (51) **LOC (12) Cl.** **09-01**
- (52) **U.S. Cl.**
USPC **D9/501; D9/692**
- (58) **Field of Classification Search**
USPC D9/682-694, 500-505, 517, 542-546,
D9/444, 600-681, 549-558, 434, 435,
D9/454; D6/542; 215/12.1, 370, 376,
215/379, 386, 395; 220/23.91, 62.11,
220/62.12, 62.14, 611, 612, 635,
220/646-648, 662, 729, 732, 737, 903
CPC B65D 1/02; B65D 1/0215; B65D 1/0261;
B65D 1/48; B65D 1/0223; B65D 11/02;
B65D 11/04; B65D 11/20; B65D 11/22;
B65D 23/0842; B65D 23/085; B65D
23/0857; B65D 23/0864; B65D 23/0885;
A47K 5/00-18
See application file for complete search history.

JP 3616218 B2 * 2/2005 B65D 1/0215

Primary Examiner — Catherine A Tuttle
(74) *Attorney, Agent, or Firm* — Cooley LLP

(57) **CLAIM**

The ornamental design for a liquid container, as shown and described.

DESCRIPTION

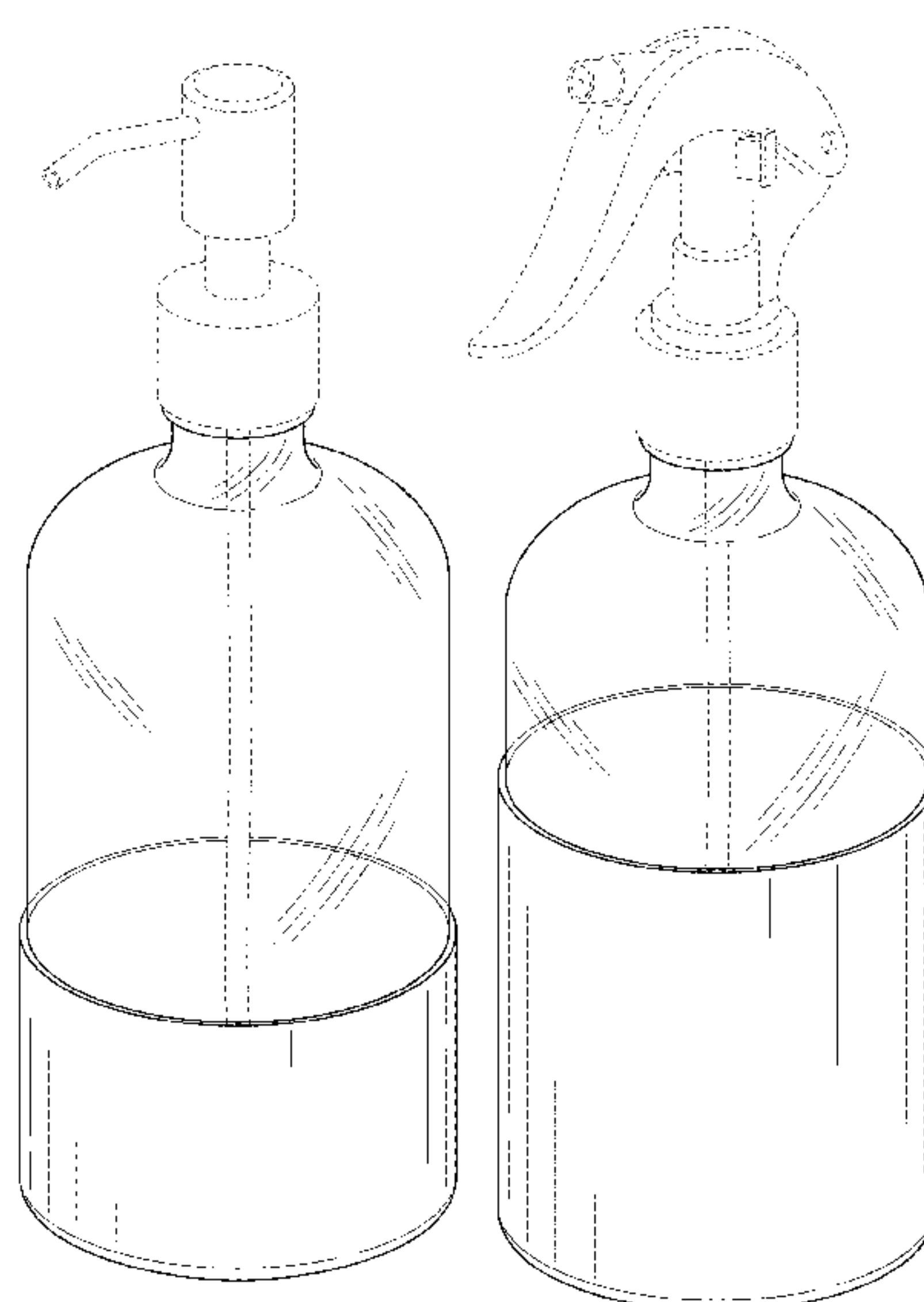
FIG. 1 is a front perspective view of a liquid container showing our new design;
 FIG. 2 is another front perspective view thereof;
 FIG. 3 is a front view thereof;
 FIG. 4 is right side view thereof;
 FIG. 5 is a top plan view thereof;
 FIG. 6 is a bottom plan view thereof;
 FIG. 7 is a front perspective view of showing an alternate embodiment of our new design;
 FIG. 8 is another front perspective view thereof;
 FIG. 9 is a right side view thereof;
 FIG. 10 is a top plan view thereof; and,
 FIG. 11 is a bottom plan view thereof.
 The broken lines in FIGS. 1 & 7 depict portions of the liquid container that form no part of the claim.

(56) **References Cited**

U.S. PATENT DOCUMENTS

- D9,417 S * 8/1876 Fetters D9/500
- D216,625 S * 2/1970 Lawton D9/501
- 3,571,940 A * 3/1971 Bender F26B 5/06
34/296

1 Claim, 9 Drawing Sheets



(56)

References Cited

U.S. PATENT DOCUMENTS

5,503,274 A * 4/1996 Toffler A63H 3/50
 206/457
 5,624,048 A * 4/1997 Sander B65D 81/3893
 215/395
 6,083,450 A * 7/2000 Safian B29C 49/22
 264/515
 6,279,778 B1 * 8/2001 Ho B05B 11/0005
 222/321.7
 6,405,675 B1 * 6/2002 Mills A01K 7/00
 119/51.5
 6,554,155 B1 * 4/2003 Beggins B65D 81/3879
 220/592.16
 D758,864 S * 6/2016 Eisen D9/500
 D822,500 S * 7/2018 Vargas-Folch D9/682
 2002/0047024 A1 * 4/2002 Ho B05B 11/0005
 222/113
 2004/0116035 A1 * 6/2004 Fitchmun A47K 5/122
 446/15
 2005/0092760 A1 * 5/2005 Westerhold A47G 19/2255
 220/703
 2005/0194345 A1 * 9/2005 Beggins B65D 81/3879
 215/386
 2006/0175277 A1 * 8/2006 Ho B65D 23/00
 215/6
 2009/0242588 A1 * 10/2009 Olson G01F 11/028
 222/331

* cited by examiner

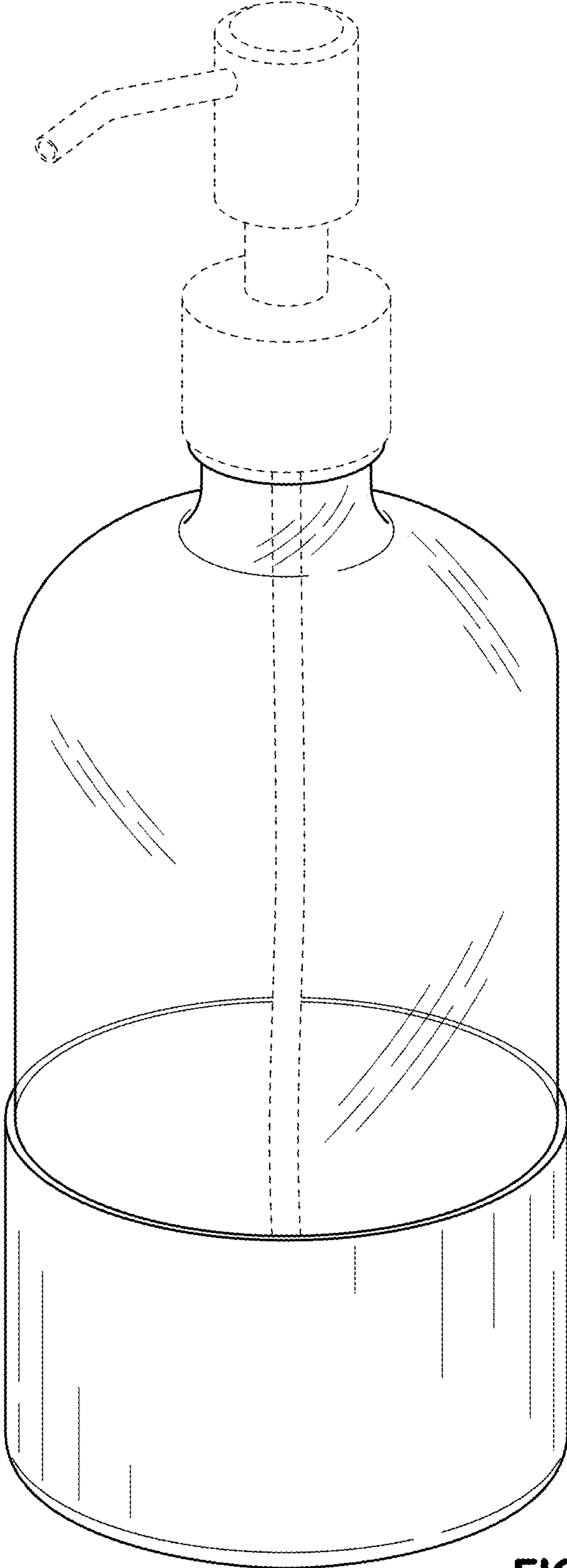


FIG. 1

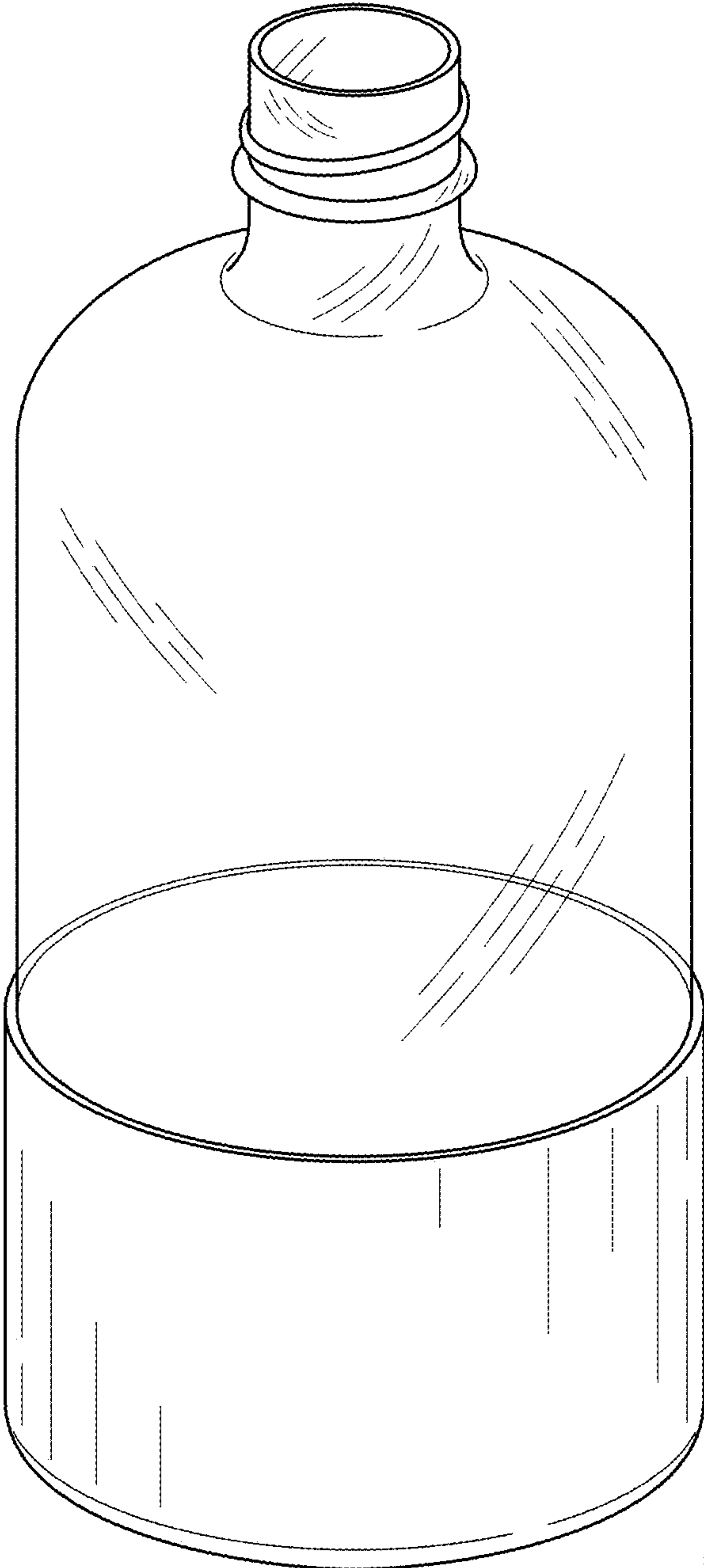


FIG. 2

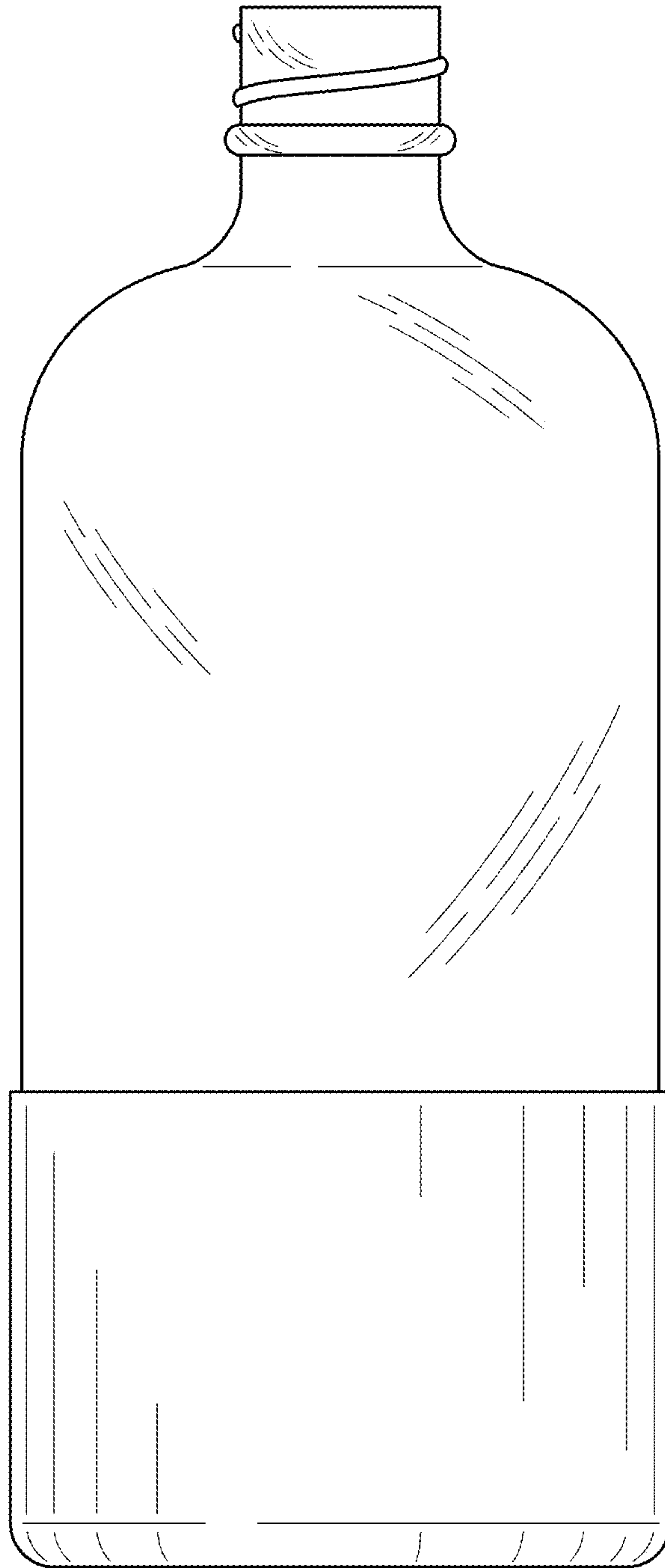


FIG. 3

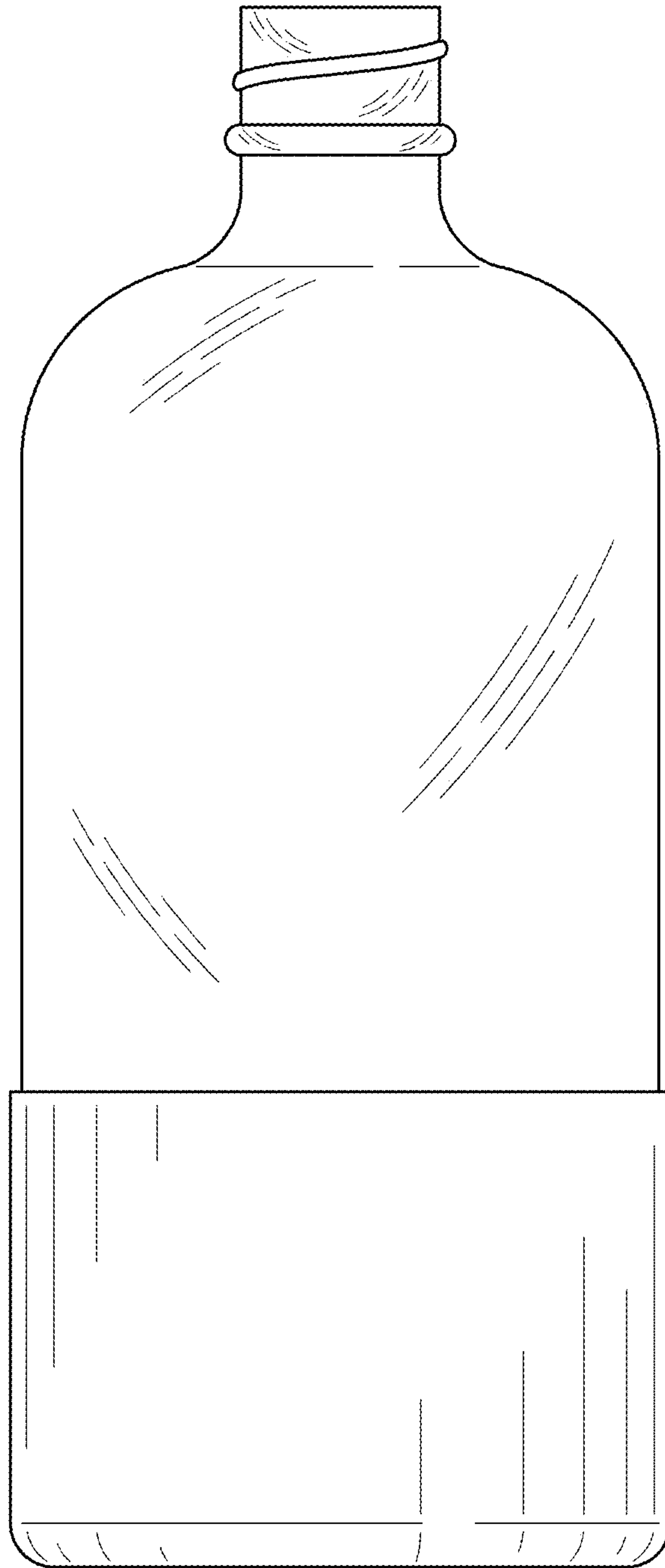


FIG. 4



FIG. 5

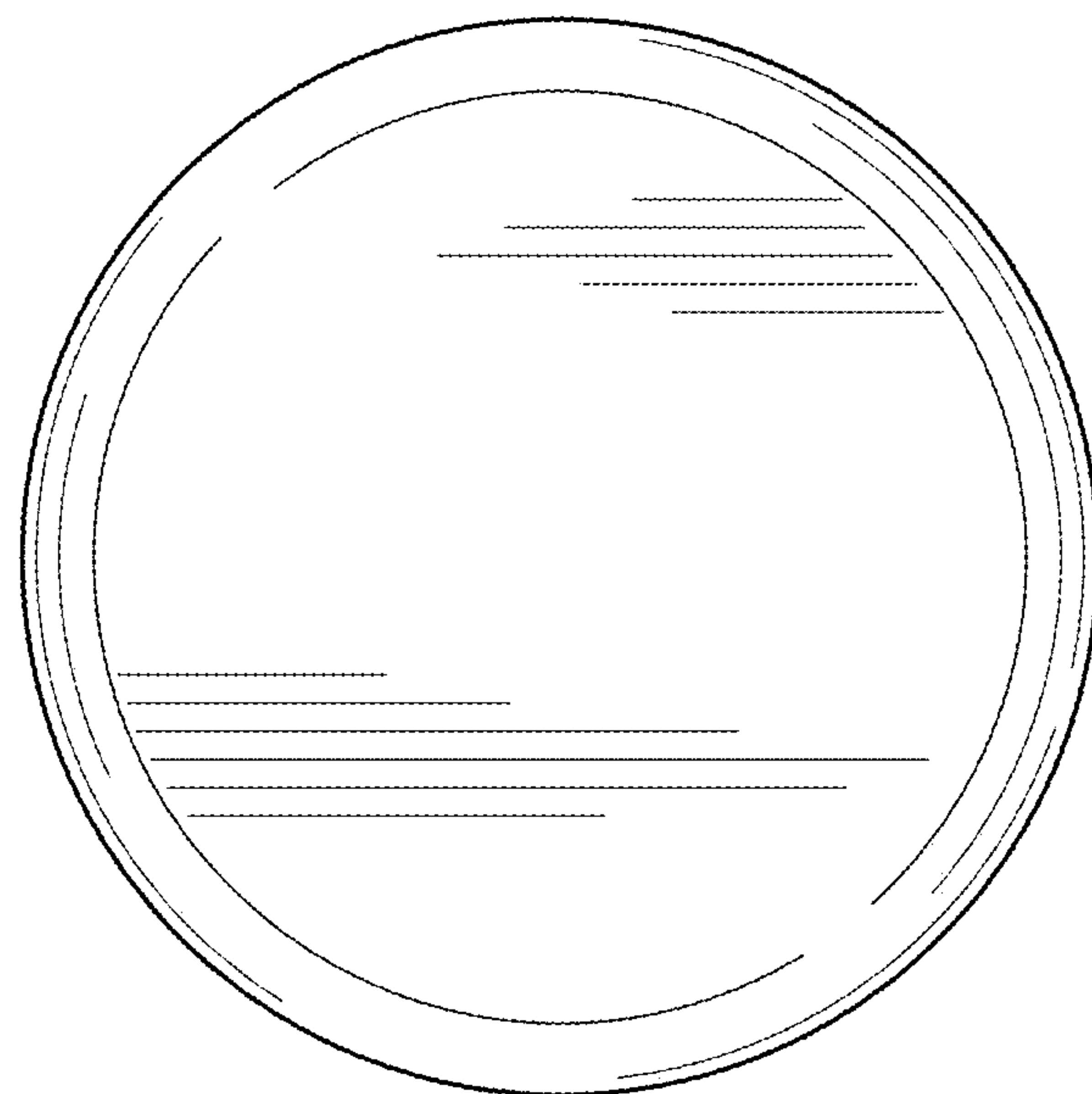


FIG. 6

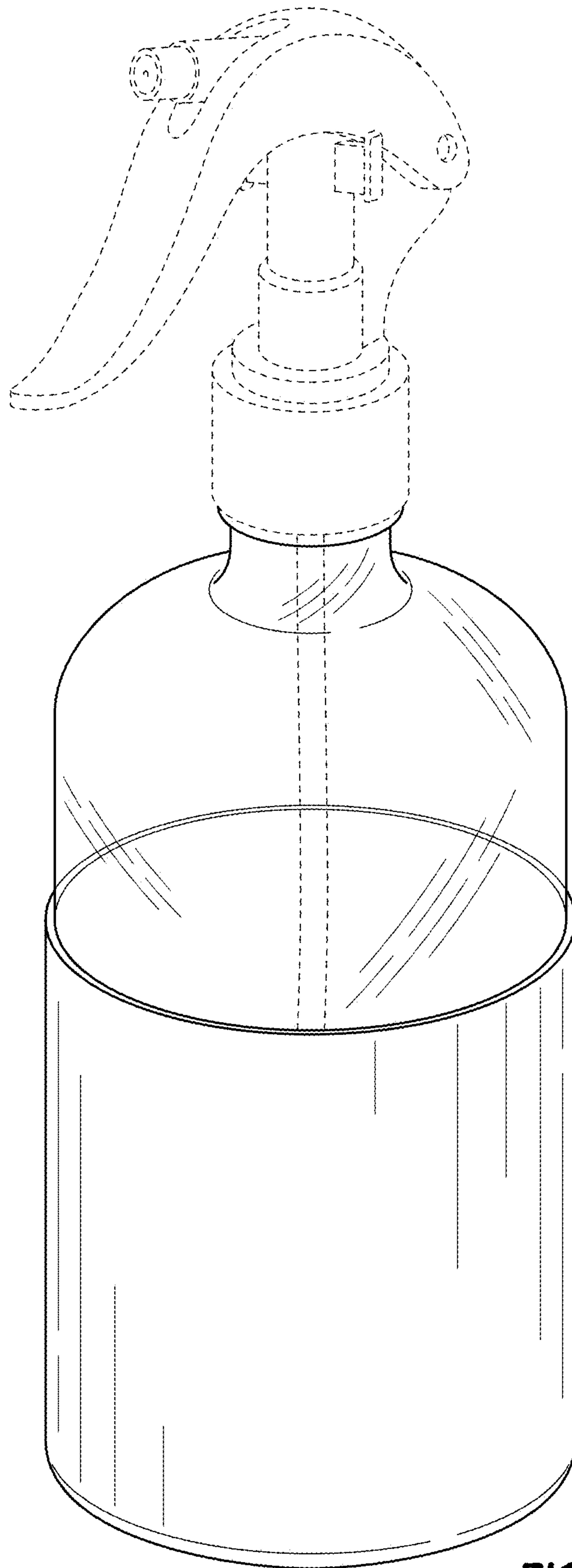


FIG. 7

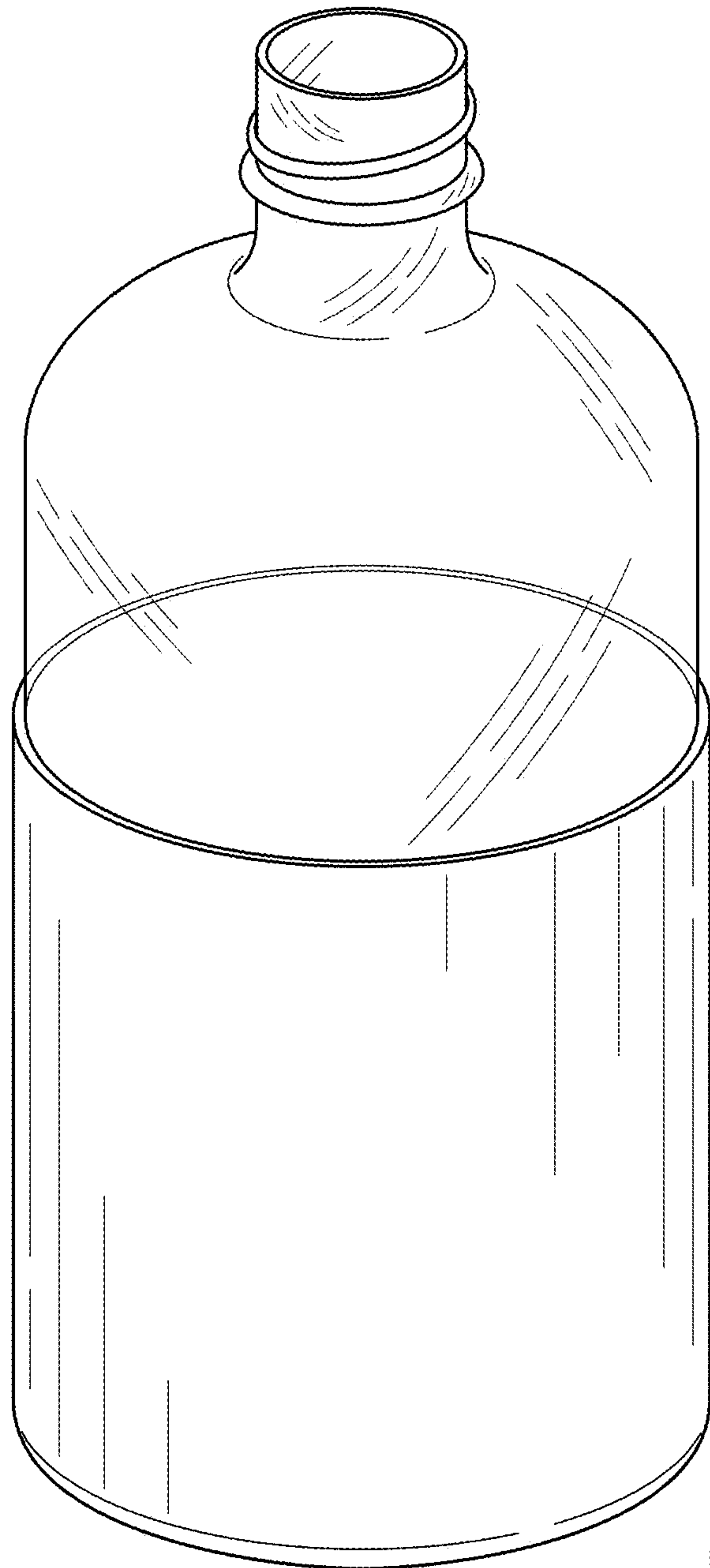


FIG. 8

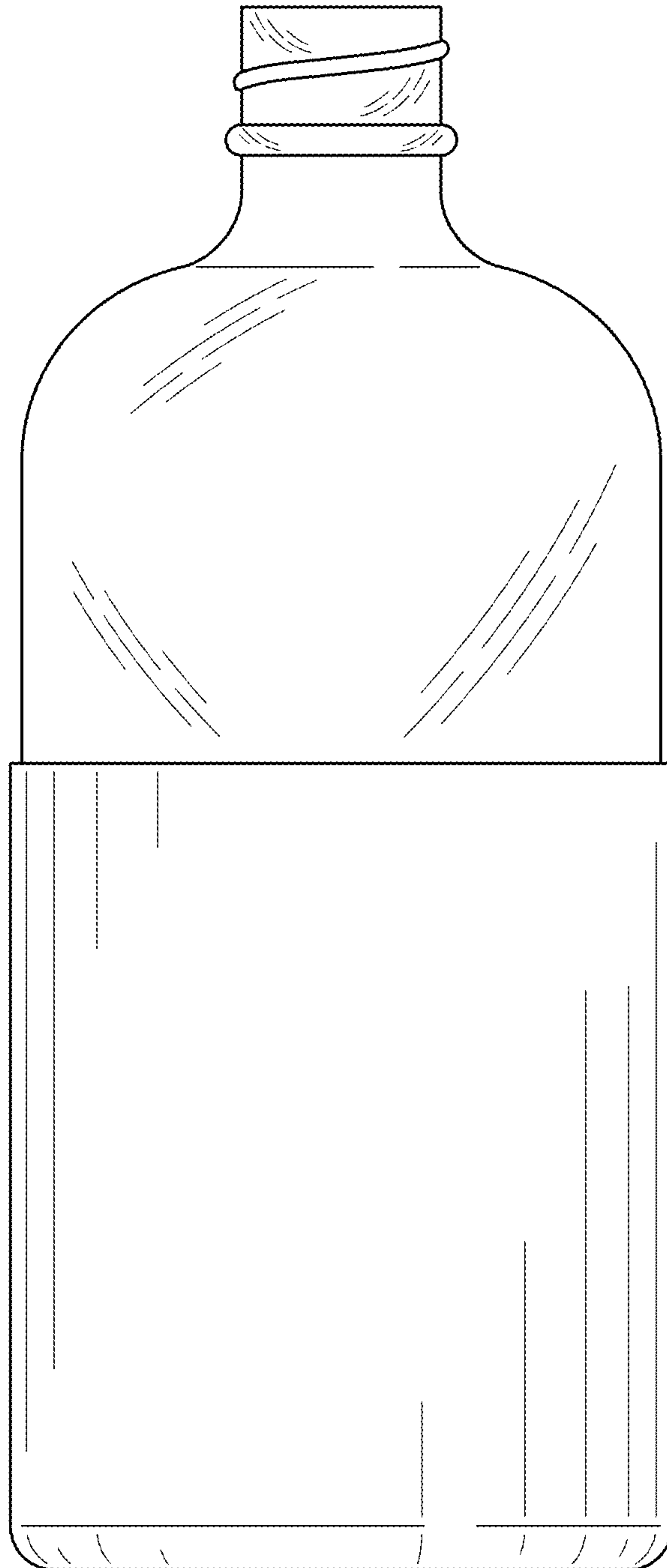


FIG. 9



FIG. 10

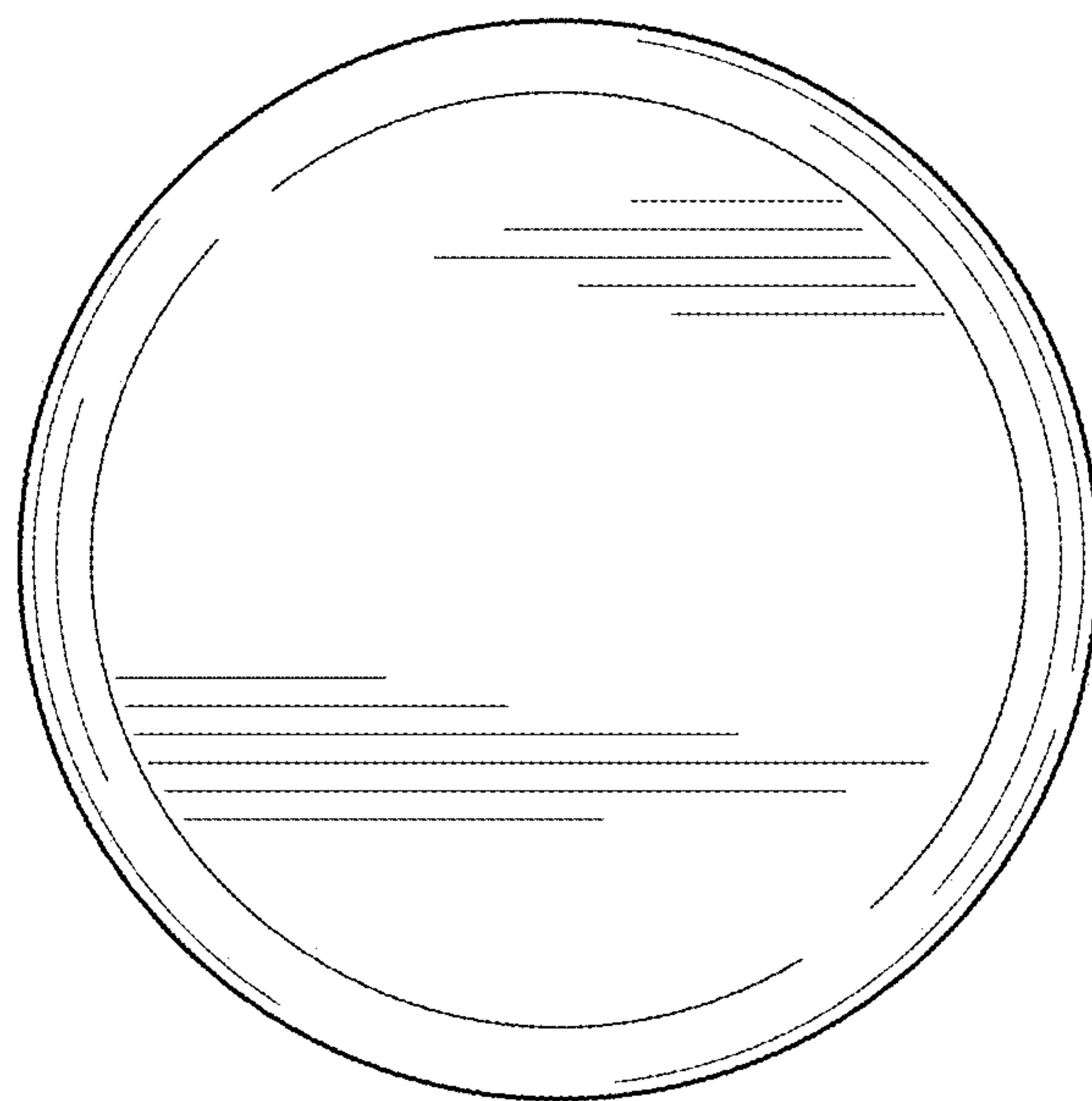


FIG. 11