



US00D902018S

(12) **United States Design Patent**  
**Coulter**

(10) **Patent No.:** **US D902,018 S**

(45) **Date of Patent:** **\*\* Nov. 17, 2020**

- (54) **ROPE SECURING DEVICE**
- (71) Applicant: **Joel B. Coulter**, Visalia, CA (US)
- (72) Inventor: **Joel B. Coulter**, Visalia, CA (US)
- (\*\*) Term: **15 Years**
- (21) Appl. No.: **29/706,061**
- (22) Filed: **Sep. 17, 2019**
- (51) **LOC (12) Cl.** ..... **09-06**
- (52) **U.S. Cl.**  
USPC ..... **D8/356**
- (58) **Field of Classification Search**  
USPC ..... D8/323, 349, 356; D12/412; 16/250,  
16/338, 227; 242/388.6; D13/155  
CPC ..... E05D 11/082; E05D 5/12; E05D 1/02;  
B64G 1/222; B60N 2/01508  
See application file for complete search history.

- 6,695,269 B1 \* 2/2004 Anscher ..... A45C 13/30  
224/269
- 6,962,306 B2 \* 11/2005 West ..... B65H 75/06  
242/405.2
- D523,803 S \* 6/2006 Smith ..... D12/223
- D633,872 S \* 3/2011 Shen ..... D13/155
- D650,774 S \* 12/2011 Molter ..... D14/239
- 8,474,780 B2 \* 7/2013 Parduhn ..... H02G 3/0493  
248/551
- 8,517,761 B2 \* 8/2013 Frenkil ..... H01R 13/72  
439/501
- 8,529,287 B2 \* 9/2013 Frenkil ..... B65H 75/06  
439/501
- D698,224 S \* 1/2014 Ridges ..... D8/331
- 8,661,624 B1 3/2014 Bracewell
- D702,104 S \* 4/2014 Butler ..... D8/349
- D706,225 S \* 6/2014 deLoache, III ..... D13/155
- 9,755,354 B1 \* 9/2017 Aumiller ..... H01R 13/72
- D823,717 S \* 7/2018 Ho ..... D11/218
- D826,700 S \* 8/2018 Feng ..... D8/356
- D827,417 S \* 9/2018 Nelson ..... D8/356
- D830,948 S \* 10/2018 Fenchak ..... D12/414

(Continued)

*Primary Examiner* — Cynthia R Underwood

(74) *Attorney, Agent, or Firm* — Mark D. Miller

(56) **References Cited**

**U.S. PATENT DOCUMENTS**

- 363,495 A 5/1887 Wilson, Jr.
- 468,819 A 2/1892 McAnamey
- 678,533 A 7/1901 Bancker
- 904,747 A 11/1908 Anderson
- D987,407 3/1911 Scott
- 1,205,496 A 11/1916 Whitehead
- 1,306,369 A 6/1919 Bell
- 1,366,212 A 1/1921 Pollard
- 2,212,862 A \* 8/1940 Hirsh ..... A44B 11/04  
24/198
- 3,335,468 A 8/1967 Harley
- 3,715,782 A 2/1973 Newell
- 3,953,911 A 5/1976 Fishack
- 4,034,443 A 7/1977 Turner
- 6,142,405 A \* 11/2000 Black ..... B65H 75/06  
242/388.6
- 6,286,777 B1 \* 9/2001 Black ..... B65H 75/06  
242/388.6

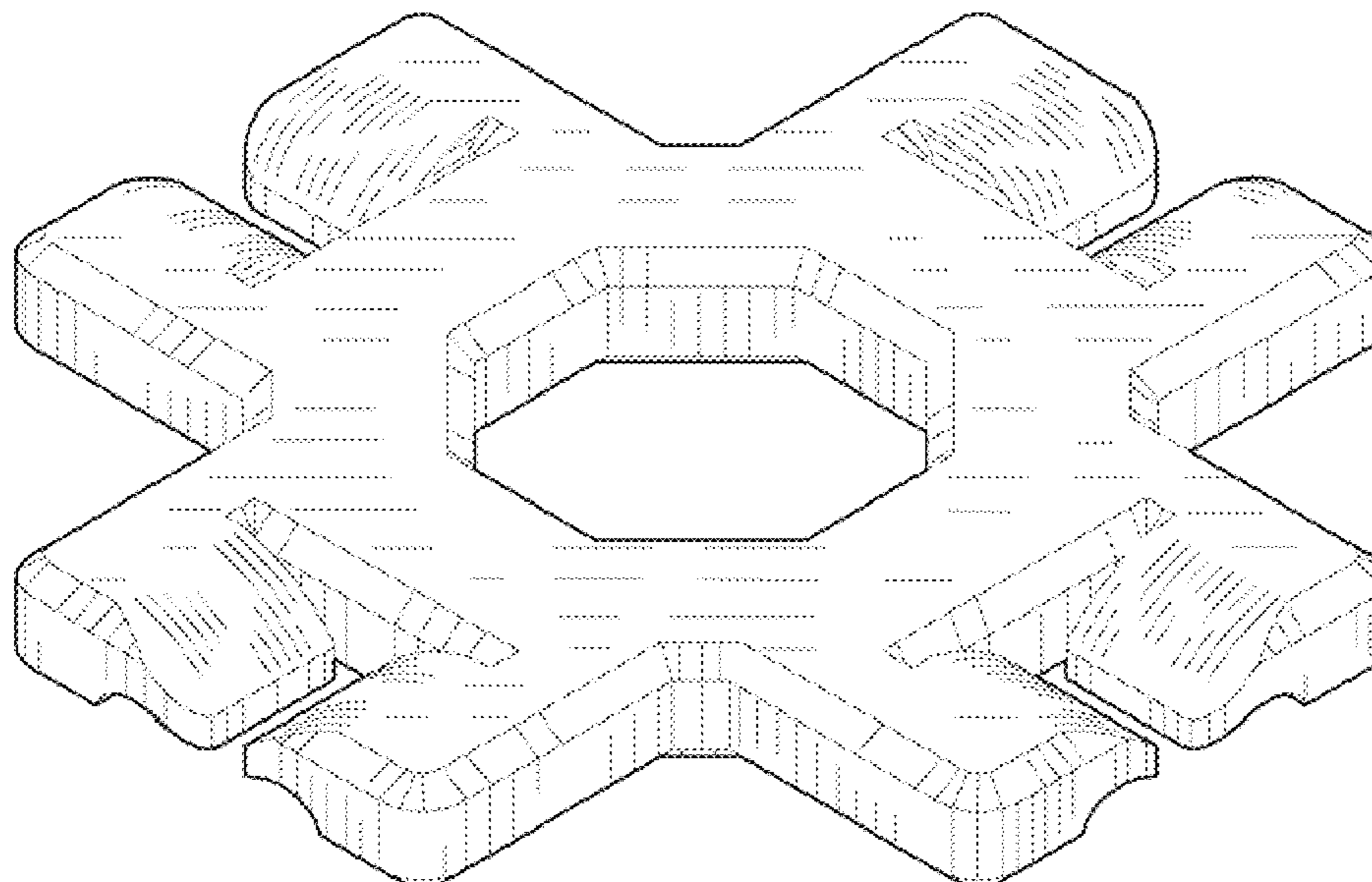
(57) **CLAIM**

I claim the ornamental design for a rope securing device, as shown and described.

**DESCRIPTION**

FIG. 1 is a top plan view of a rope securing device showing my new design;  
 FIG. 2 is a bottom plan view thereof;  
 FIG. 3 is a left side elevational view thereof;  
 FIG. 4 is a right side elevational view thereof;  
 FIG. 5 is a front elevational view thereof;  
 FIG. 6 is a rear elevational view thereof;  
 FIG. 7 is a top perspective view thereof; and,  
 FIG. 8 is a bottom perspective view thereof.

**1 Claim, 1 Drawing Sheet**



(56)

**References Cited**

U.S. PATENT DOCUMENTS

D835,972	S *	12/2018	Patil .....	F01N 3/2066
				D8/354
D835,979	S *	12/2018	Lin .....	D8/399
D839,084	S *	1/2019	Mikoska .....	D8/356
D839,716	S *	2/2019	Gertsma .....	D8/356
D839,719	S *	2/2019	Burrell .....	D8/356
D841,434	S *	2/2019	Vrame .....	D8/354
D851,569	S *	6/2019	DiCanzio .....	D12/202
D859,130	S *	9/2019	Spater .....	D8/356
D863,937	S *	10/2019	Yoshii .....	D8/356
D867,859	S *	11/2019	Herbert .....	D8/356
D883,066	S *	5/2020	Yu .....	D8/323
D888,649	S *	6/2020	Bennett .....	D12/412
10,688,402	B2 *	6/2020	Barnas .....	A63H 3/003
D895,399	S *	9/2020	Ferreira .....	D8/349
D896,046	S *	9/2020	Spater .....	D8/16
2004/0254593	A1	12/2004	Fallin et al.	
2008/0009165	A1 *	1/2008	Tseng .....	F21V 21/002
				439/257
2013/0333119	A1 *	12/2013	Maynard .....	B25F 1/00
				7/163

\* cited by examiner

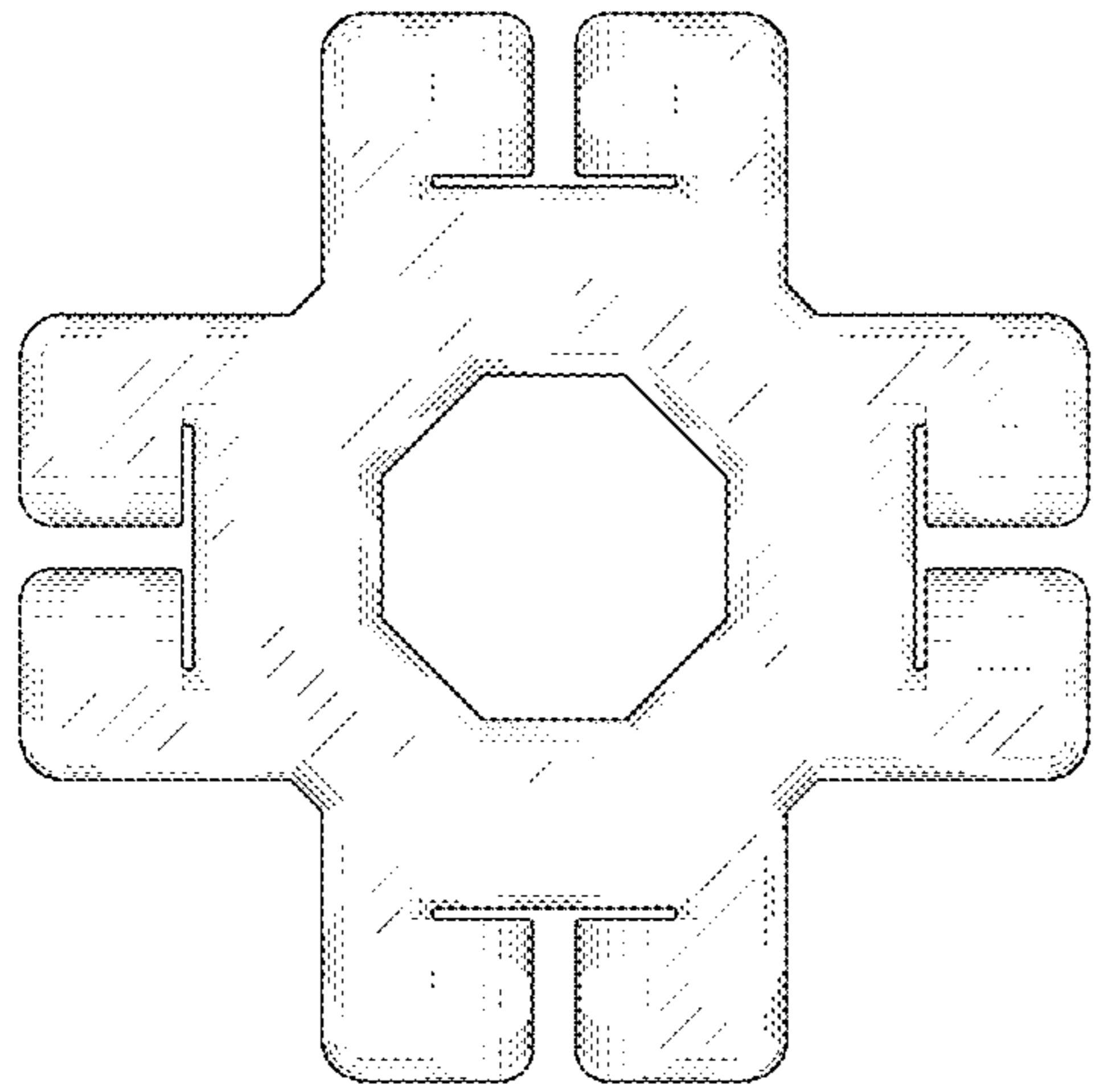


Fig. 1

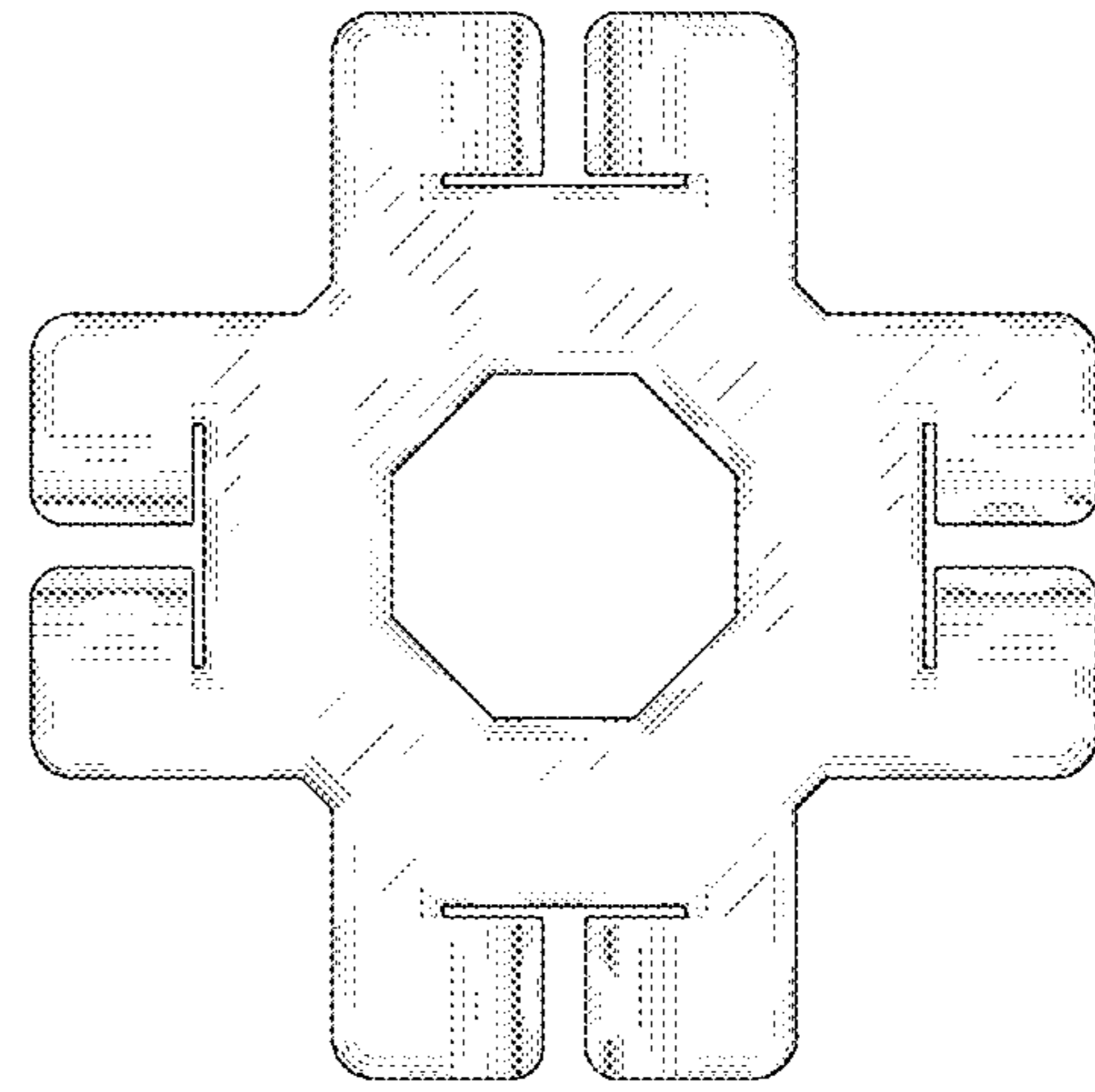


Fig. 2




Fig. 3




Fig. 4




Fig. 5




Fig. 6

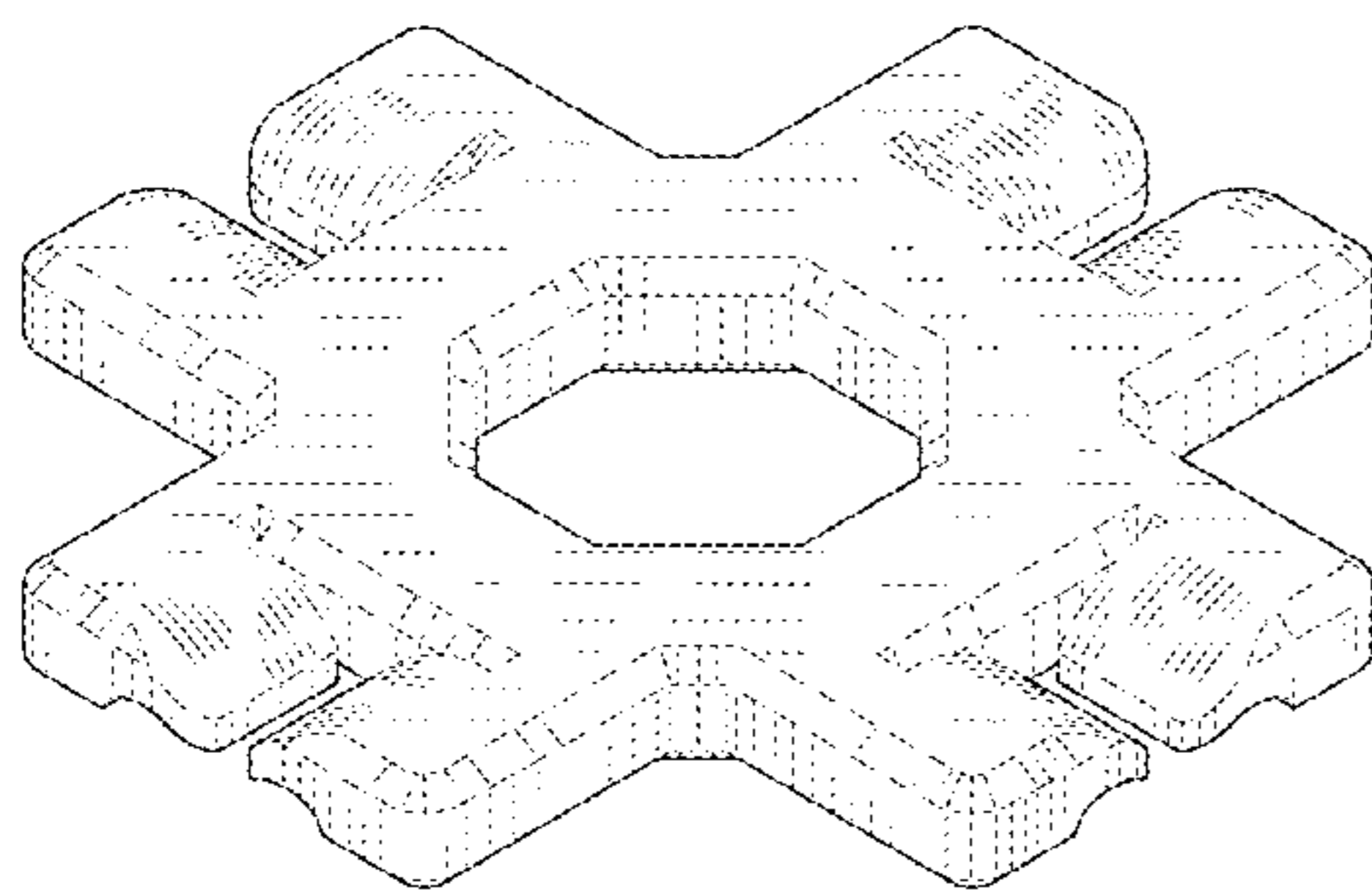


Fig. 7

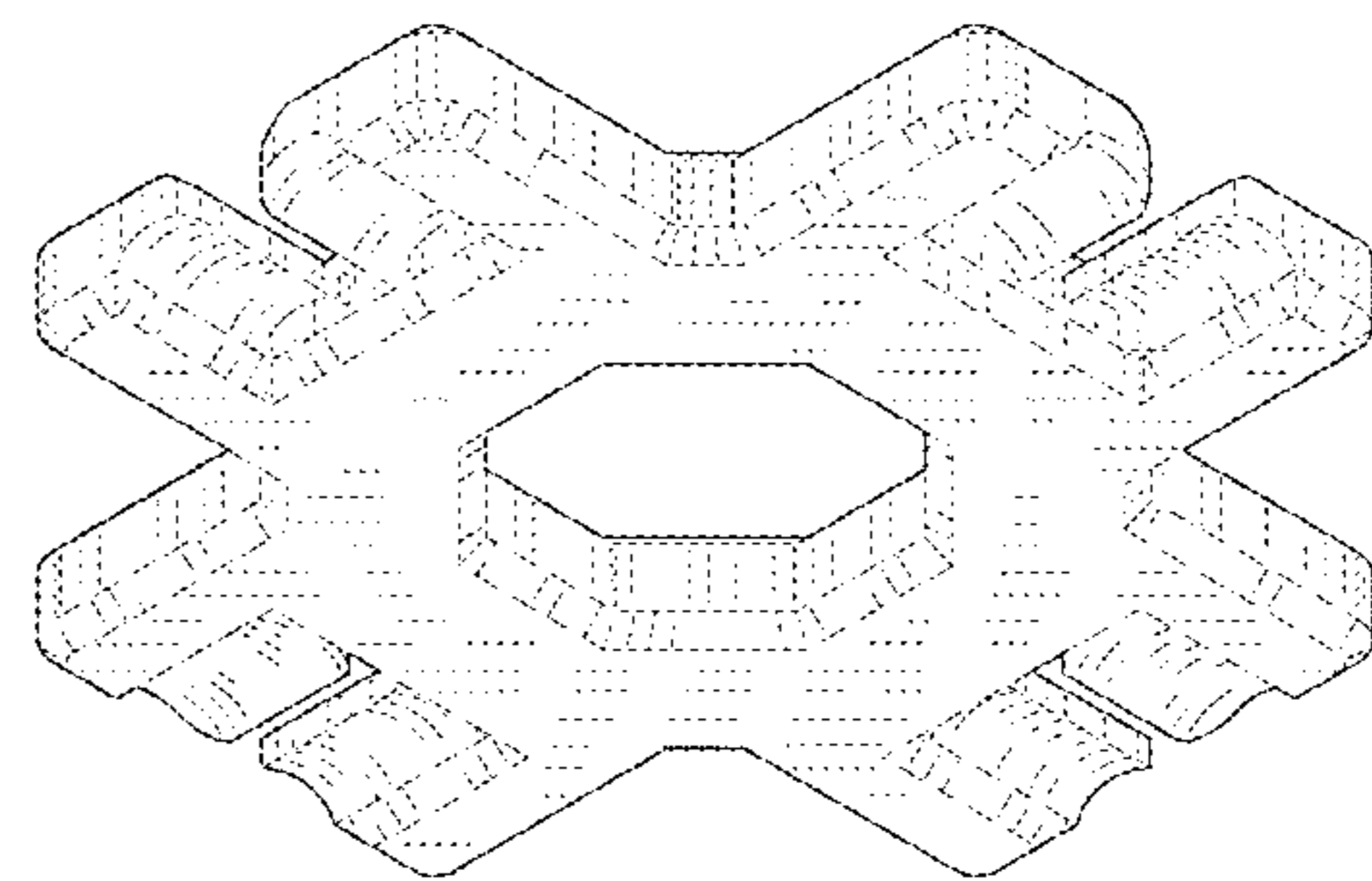


Fig. 8