

US00D902003S

(12) **United States Design Patent**
Gokcebay

(10) **Patent No.:** **US D902,003 S**
(45) **Date of Patent:** **** Nov. 17, 2020**

- (54) **ELECTRONIC LOCKER LOCK**
- (71) Applicant: **Digilock Asia Ltd.**, Kowloon (HK)
- (72) Inventor: **Asil T. Gokcebay**, Petaluma, CA (US)
- (73) Assignee: **Digilock Asia Ltd.**, Kowloon (HK)
- (**) Term: **15 Years**
- (21) Appl. No.: **29/671,044**
- (22) Filed: **Nov. 21, 2018**

Related U.S. Application Data

- (62) Division of application No. 29/590,755, filed on Jan. 12, 2017, now Pat. No. Des. 836,418.
- (51) **LOC (12) Cl.** **08-07**
- (52) **U.S. Cl.**
USPC **D8/330; D8/331**
- (58) **Field of Classification Search**
USPC D8/301, 302, 330, 331, 349, 400, 499;
70/57, 57.1, 14, 20, 91, 92, 102, 141,
70/237, 262, 263, 266, 278.1, 279.1, 416,
70/465, 442, 443, 214, 78, 447; 340/5.6,
340/5.61, 5.64, 5.73, 286.01, 542, 547,
340/545.1, 545.7; 292/336.3, 257, 194,
292/195, 198, 164, 165
CPC E05B 49/00; E05B 41/00; E05B 65/52;
E05B 51/00; E06B 65/00; B65D 55/07
See application file for complete search history.

(56) **References Cited**

U.S. PATENT DOCUMENTS

- 4,148,092 A 4/1979 Martin
- 4,899,562 A * 2/1990 Gartner G07C 9/0069
70/277
- 4,926,664 A 5/1990 Gartner et al.
- 5,033,282 A 7/1991 Gartner et al.

- D327,856 S 7/1992 Lowe et al.
- D331,888 S 12/1992 Lade
- 5,894,277 A 4/1999 Keskin et al.
- 6,016,955 A 1/2000 De Rooij et al.
- D426,833 S 6/2000 Vanelli
- D495,578 S 9/2004 Sampson et al.
- D512,898 S 12/2005 Metivier et al.
- 7,336,150 B2 2/2008 Gokcebay et al.
- 8,490,443 B2 * 7/2013 Gokcebay G07C 9/00666
70/78
- 8,495,898 B2 * 7/2013 Gokcebay G07C 9/00666
70/214
- D730,712 S 6/2015 Gokcebay et al.
- D730,714 S 6/2015 Gokcebay et al.
- D730,715 S 6/2015 Gokcebay et al.
- D731,286 S 6/2015 Gokcebay et al.
- D731,287 S 6/2015 Gokcebay et al.
- D733,519 S 7/2015 Gokcebay et al.
- D734,125 S 7/2015 Kodama
- D734,650 S 7/2015 Kodama
- D737,114 S 8/2015 Gokcebay et al.
- D744,314 S 12/2015 Ng
- D752,945 S 4/2016 Gokcebay et al.
- D752,947 S 4/2016 Gokcebay et al.

(Continued)

Primary Examiner — Elizabeth J Oswecki

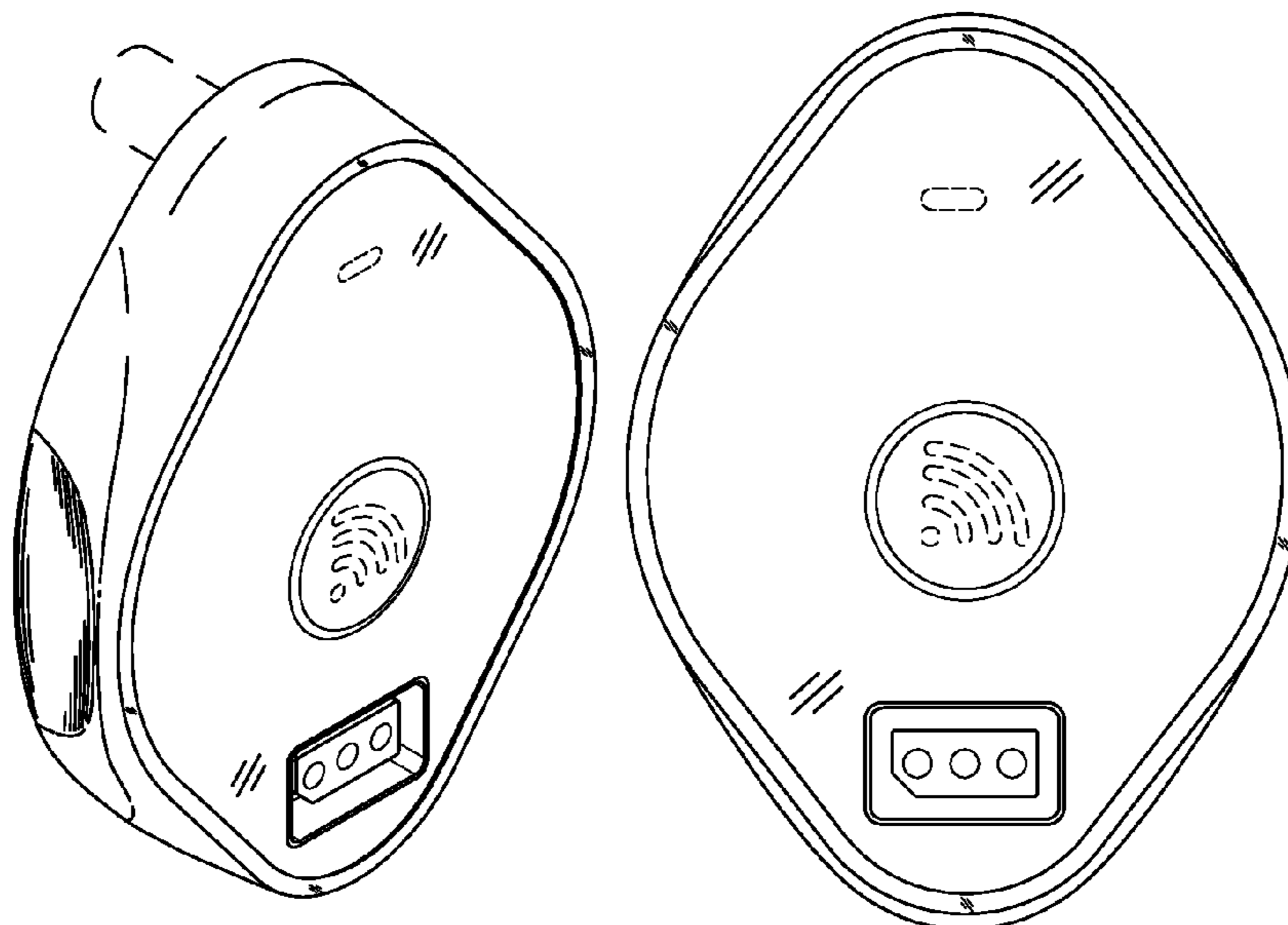
(57) **CLAIM**

The ornamental design for an electronic locker lock, as shown and described.

DESCRIPTION

FIG. 1 is a front, left perspective view of an electronic locker lock, showing my new design;
 FIG. 2 is a top plan view thereof;
 FIG. 3 is a left side elevation view thereof;
 FIG. 4 is a front elevation view thereof;
 FIG. 5 is a right side elevation view thereof; and,
 FIG. 6 is a bottom plan view thereof.
 Features shown in dashed lines are not part of the claimed design.

1 Claim, 2 Drawing Sheets



(56)

References Cited

U.S. PATENT DOCUMENTS

D752,948 S 4/2016 Gokcebay et al.
 D752,949 S 4/2016 Gokcebay et al.
 D753,463 S 4/2016 Gokcebay et al.
 D762,100 S 7/2016 Gokcebay et al.
 D762,101 S 7/2016 Gokcebay et al.
 D762,102 S 7/2016 Gokcebay et al.
 D762,103 S 7/2016 Gokcebay et al.
 D764,255 S 8/2016 Gokcebay et al.
 D764,891 S 8/2016 Gokcebay et al.
 D764,892 S 8/2016 Gokcebay et al.
 D764,893 S 8/2016 Gokcebay et al.
 9,422,746 B1 * 8/2016 Zhang E05B 65/025
 9,536,359 B1 * 1/2017 Gokcebay E05B 47/06
 D804,278 S * 12/2017 Gokcebay D8/331
 D804,279 S * 12/2017 Gokcebay D8/331
 D809,896 S * 2/2018 Gokcebay D8/331
 D818,345 S * 5/2018 Morstatt D8/330

D832,074 S * 10/2018 Gokcebay D8/331
 D832,075 S * 10/2018 Gokcebay D8/331
 D832,076 S * 10/2018 Gokcebay D8/331
 D832,077 S * 10/2018 Gokcebay D8/331
 D832,078 S * 10/2018 Gokcebay D8/331
 D832,079 S * 10/2018 Gokcebay D8/331
 D832,080 S * 10/2018 Gokcebay D8/331
 D832,676 S * 11/2018 Gokcebay D8/331
 D835,968 S * 12/2018 Gokcebay D8/331
 D836,417 S * 12/2018 Gokcebay D8/331
 D836,418 S * 12/2018 Gokcebay D8/331
 D837,631 S * 1/2019 Han D8/331
 D840,214 S * 2/2019 Leites D8/353
 D844,411 S * 4/2019 Griswold D8/331
 D844,414 S * 4/2019 Leites D8/353
 2007/0144226 A1 * 6/2007 Miao E05B 37/16
 70/214
 2014/0318199 A1 * 10/2014 Gokcebay E05C 3/042
 70/278.1

* cited by examiner

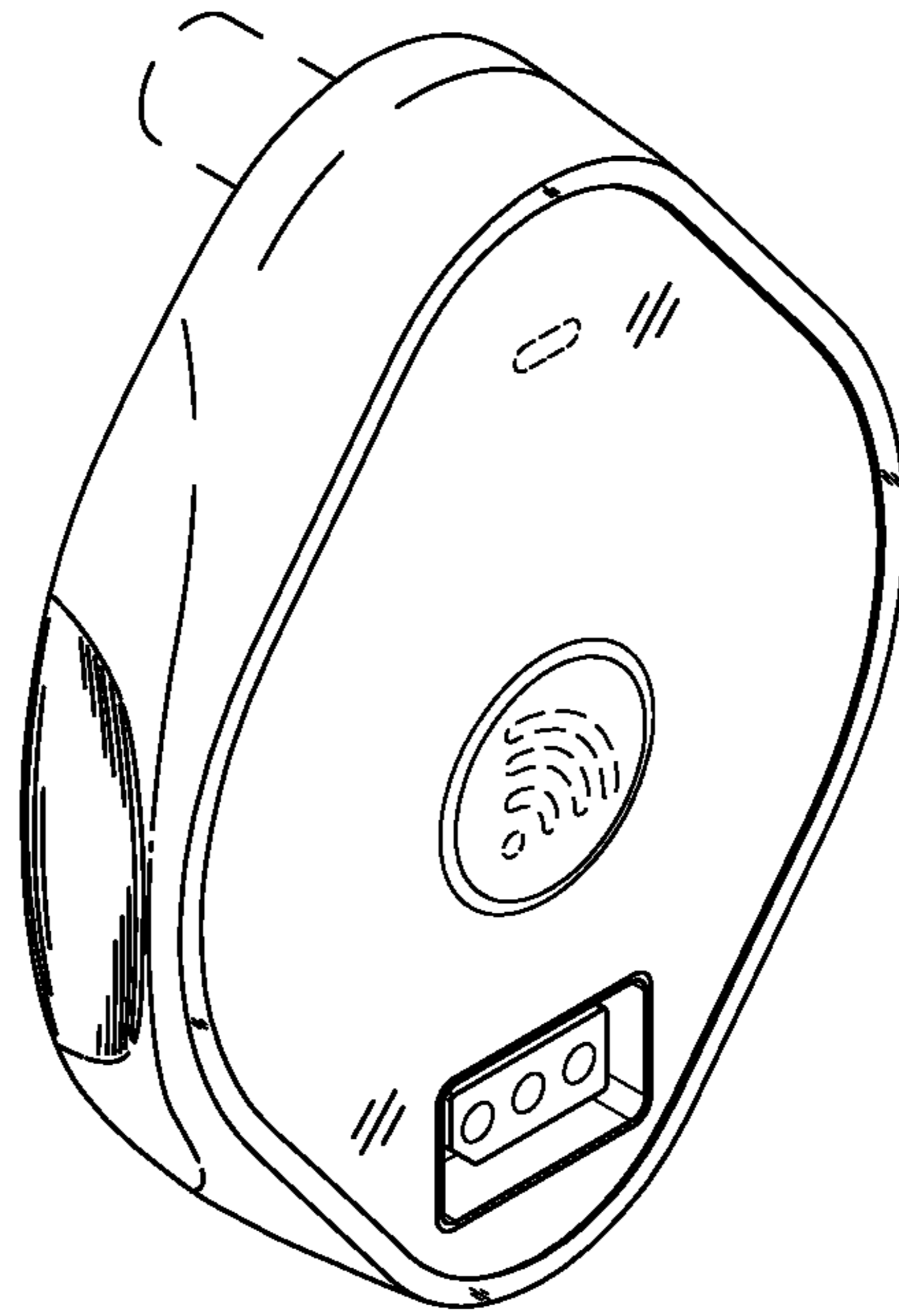


FIG. 1

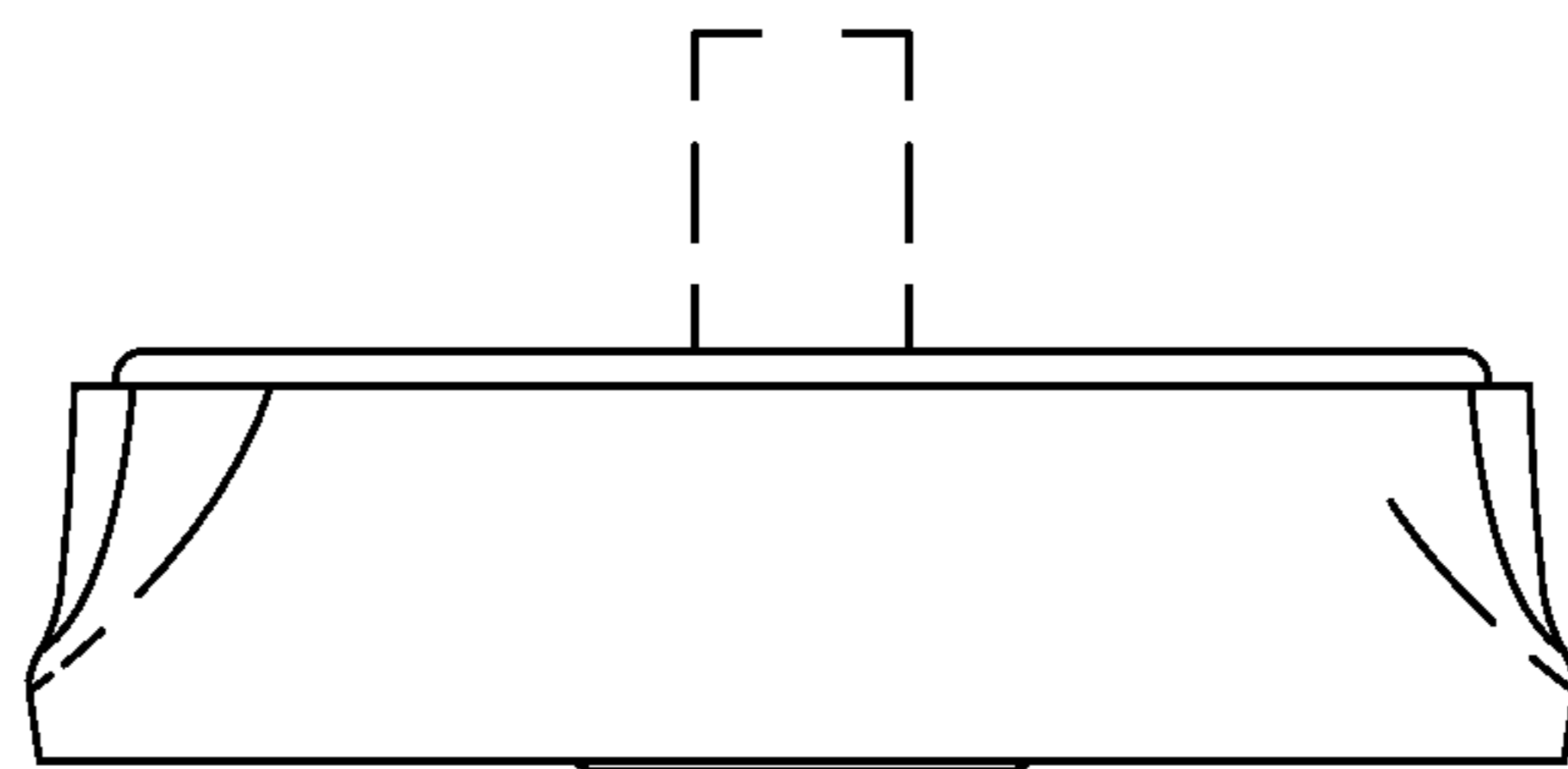


FIG. 2

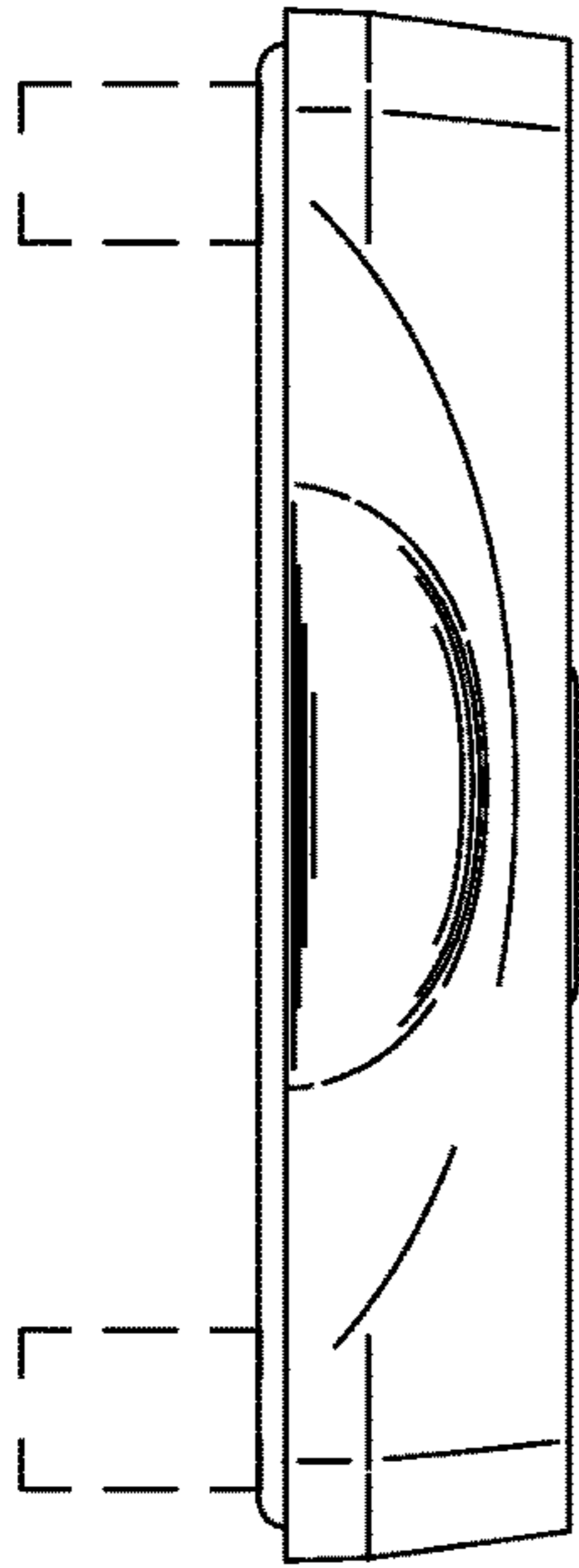


FIG. 3

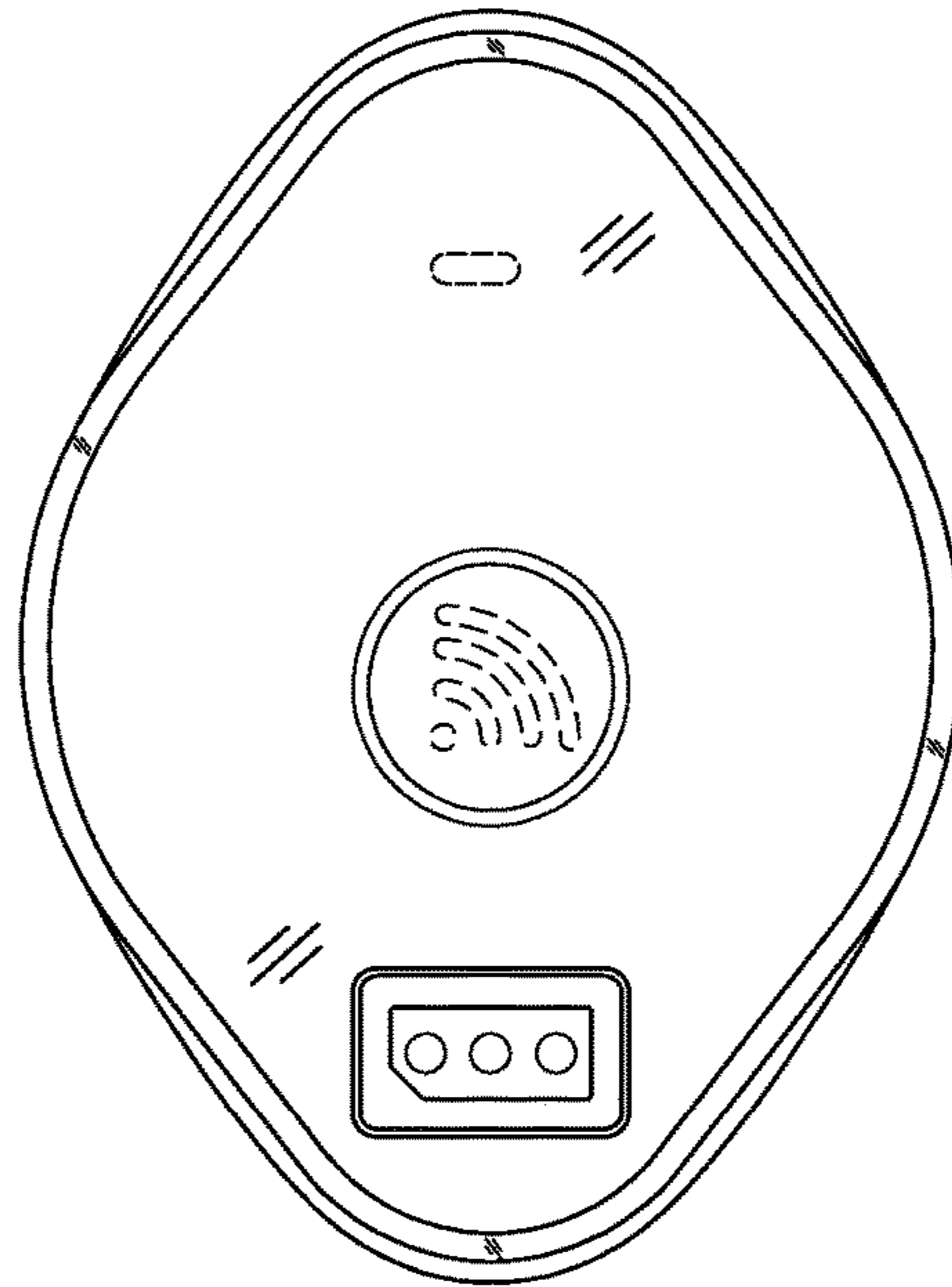


FIG. 4

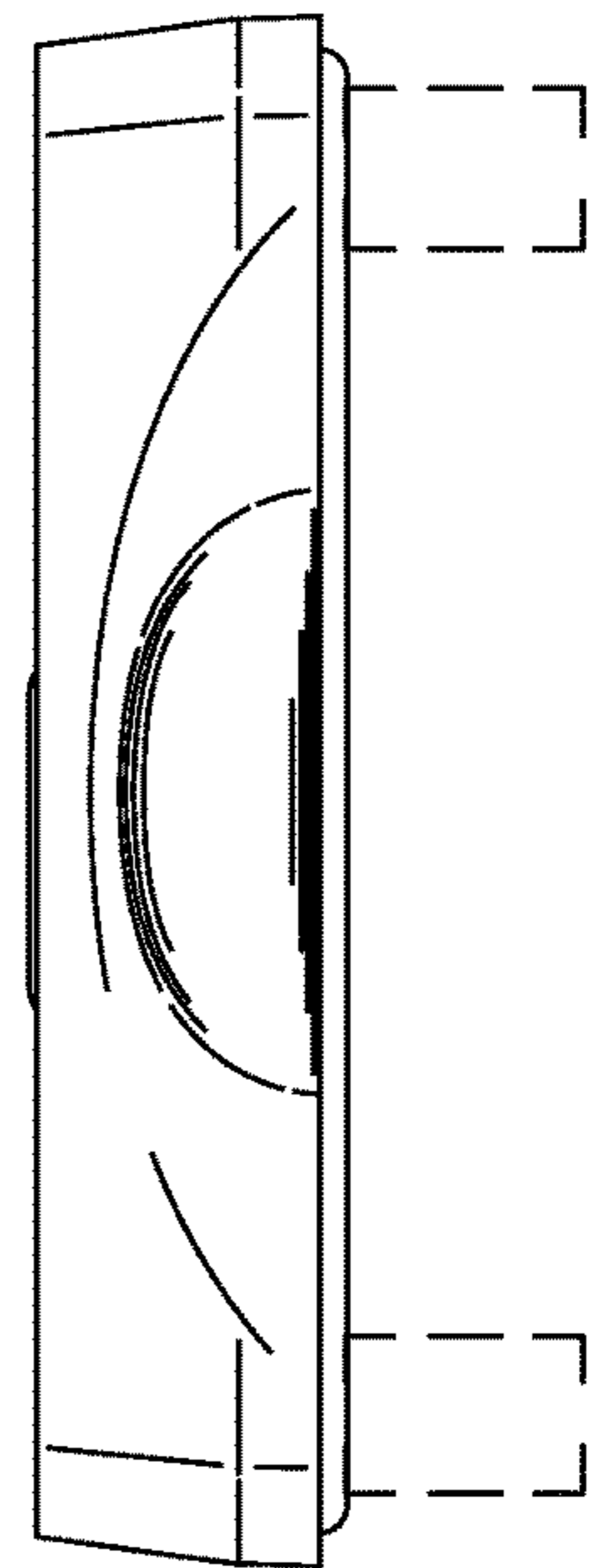


FIG. 5

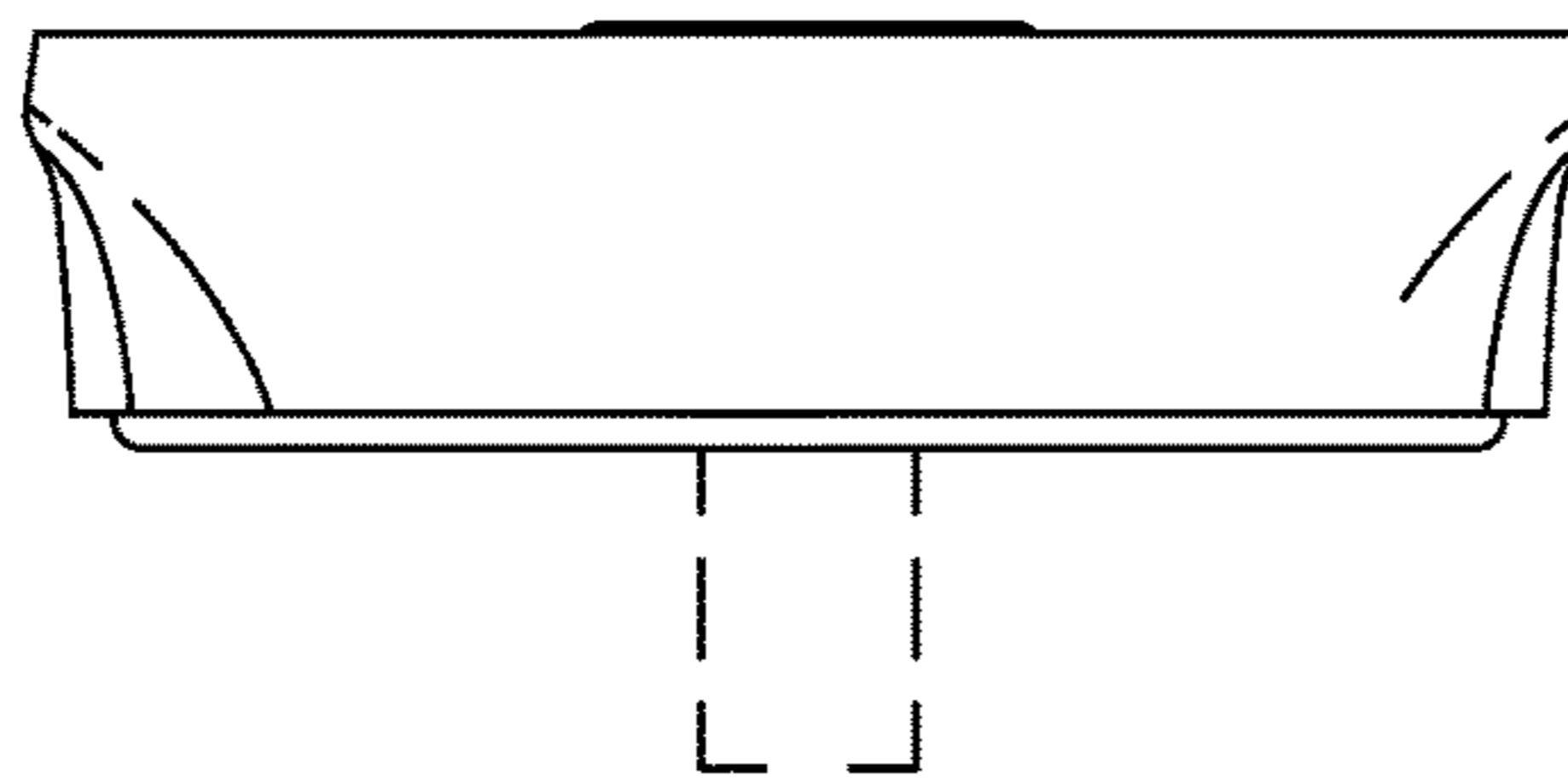


FIG. 6