



US00D902002S

(12) **United States Design Patent**  
**Gokcebay**

(10) **Patent No.:** **US D902,002 S**

(45) **Date of Patent:** **\*\* Nov. 17, 2020**

- (54) **ELECTRONIC LOCKER LOCK**
- (71) Applicant: **Digilock Asia Ltd.**, Kowloon (HK)
- (72) Inventor: **Asil T. Gokcebay**, Petaluma, CA (US)
- (73) Assignee: **Digilock Asia Ltd.**, Kowloon (HK)
- (\*\*) Term: **15 Years**
- (21) Appl. No.: **29/671,036**
- (22) Filed: **Nov. 21, 2018**

D327,856 S	7/1992	Lowe et al.
D331,888 S	12/1992	Lade
5,894,277 A	4/1999	Keskin et al.
6,016,955 A	1/2000	De Rooij et al.
D426,833 S	6/2000	Vanelli
D495,578 S	9/2004	Sampson et al.
D512,898 S	12/2005	Metivier et al.
7,336,150 B2	2/2008	Gokcebay et al.
8,490,443 B2 *	7/2013	Gokcebay ..... G07C 9/00666 70/78
8,495,898 B2 *	7/2013	Gokcebay ..... G07C 9/00666 70/214
D730,712 S	6/2015	Gokcebay et al.
D730,714 S	6/2015	Gokcebay et al.
D730,715 S	6/2015	Gokcebay et al.

(Continued)

**Related U.S. Application Data**

- (62) Division of application No. 29/590,751, filed on Jan. 12, 2017, now Pat. No. Des. 836,417.
- (51) **LOC (12) Cl.** ..... **08-07**
- (52) **U.S. Cl.**  
USPC ..... **D8/330; D8/331**
- (58) **Field of Classification Search**  
USPC ..... D8/301, 302, 330, 331, 349, 400, 499;  
70/57, 57.1, 14, 20, 91, 92, 102, 141,  
70/237, 262, 263, 266, 278.1, 279.1, 416,  
70/465, 442, 443, 214, 78, 447; 340/5.6,  
340/5.61, 5.64, 5.73, 286.01, 542, 547,  
340/545.1, 545.7; 292/336.3, 257, 194,  
292/195, 198, 164, 165  
CPC ..... E05B 49/00; E05B 41/00; E05B 65/52;  
E05B 51/00; E06B 65/00; E06B 55/07  
See application file for complete search history.

*Primary Examiner* — Elizabeth J Oswecki

(57) **CLAIM**

The ornamental design for an electronic locker lock, as shown and described.

**DESCRIPTION**

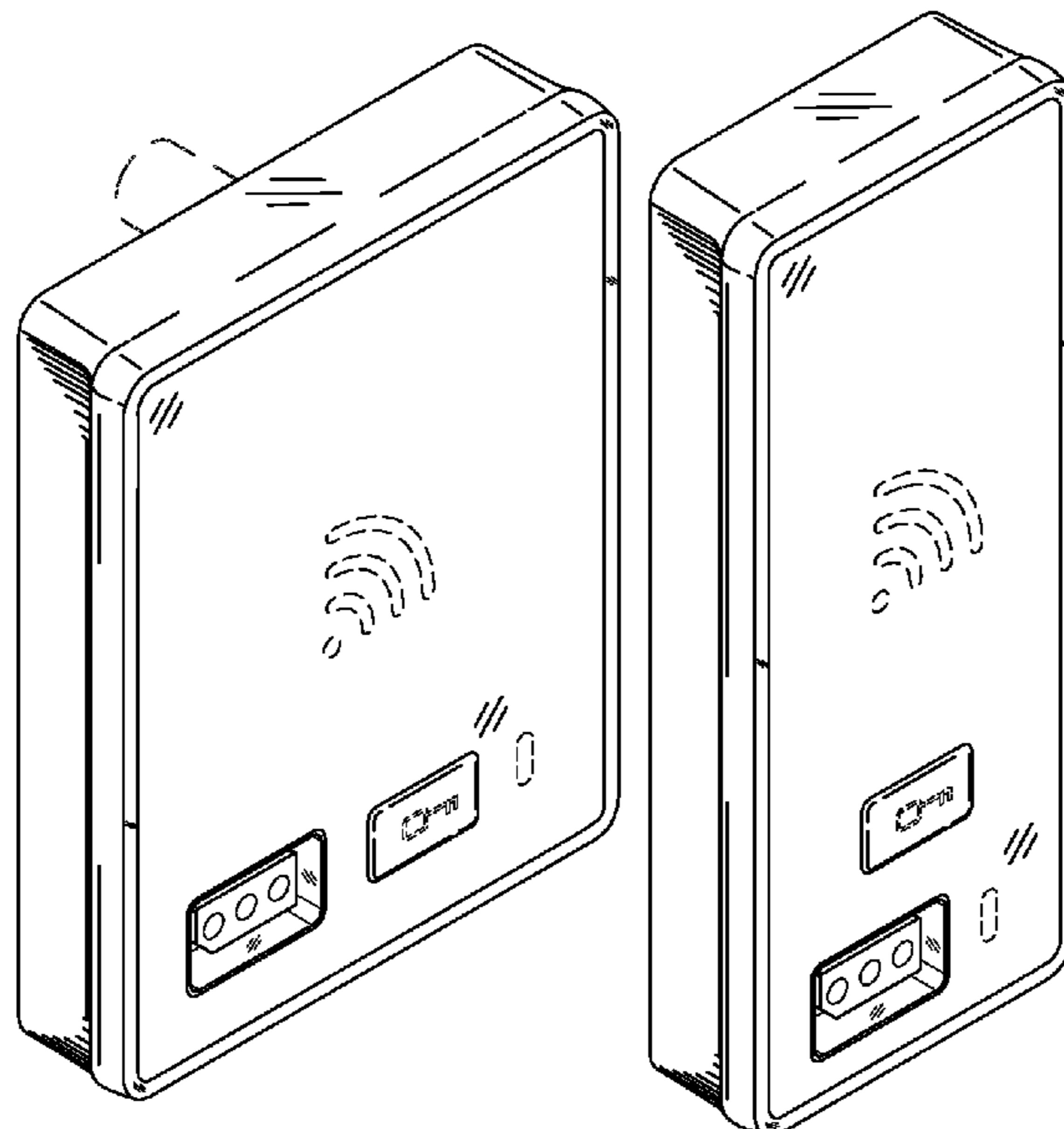
FIG. 1 is a front, left perspective view of a first embodiment of an electronic locker lock showing my new design;  
 FIG. 2 is a top plan view thereof;  
 FIG. 3 is a left side elevation view thereof;  
 FIG. 4 is a front elevation view thereof;  
 FIG. 5 is a right side elevation view thereof;  
 FIG. 6 is a bottom plan view thereof;  
 FIG. 7 is a front, left perspective view of a second embodiment of an electronic locker lock showing my new design;  
 FIG. 8 is a top plan view thereof;  
 FIG. 9 is a left side elevation view thereof;  
 FIG. 10 is a front elevation view thereof;  
 FIG. 11 is a right side elevation view thereof; and,  
 FIG. 12 is a bottom plan view thereof.  
 Features shown in dashed lines are not part of the claimed design.

(56) **References Cited**

**U.S. PATENT DOCUMENTS**

4,148,092 A	4/1979	Martin	
4,899,562 A *	2/1990	Gartner .....	G07C 9/0069 70/277
4,926,664 A	5/1990	Gartner et al.	
5,033,282 A	7/1991	Gartner et al.	

**1 Claim, 4 Drawing Sheets**



(56)

References Cited

U.S. PATENT DOCUMENTS

D731,286 S	6/2015	Gokcebay et al.	9,536,359 B1 *	1/2017	Gokcebay	.....	E05B 47/06
D731,287 S	6/2015	Gokcebay et al.	D804,278 S *	12/2017	Gokcebay	.....	D8/331
D733,519 S	7/2015	Gokcebay et al.	D804,279 S *	12/2017	Gokcebay	.....	D8/331
D734,125 S	7/2015	Kodama	D809,896 S *	2/2018	Gokcebay	.....	D8/331
D734,650 S	7/2015	Kodama	D818,345 S *	5/2018	Morstatt	.....	D8/330
D737,114 S	8/2015	Gokcebay et al.	D832,074 S *	10/2018	Gokcebay	.....	D8/331
D744,314 S	12/2015	Ng	D832,075 S *	10/2018	Gokcebay	.....	D8/331
D752,945 S	4/2016	Gokcebay et al.	D832,076 S *	10/2018	Gokcebay	.....	D8/331
D752,947 S	4/2016	Gokcebay et al.	D832,077 S *	10/2018	Gokcebay	.....	D8/331
D752,948 S	4/2016	Gokcebay et al.	D832,078 S *	10/2018	Gokcebay	.....	D8/331
D752,949 S	4/2016	Gokcebay et al.	D832,079 S *	10/2018	Gokcebay	.....	D8/331
D753,463 S	4/2016	Gokcebay et al.	D832,080 S *	10/2018	Gokcebay	.....	D8/331
D762,100 S	7/2016	Gokcebay et al.	D832,676 S *	11/2018	Gokcebay	.....	D8/331
D762,101 S	7/2016	Gokcebay et al.	D835,968 S *	12/2018	Gokcebay	.....	D8/331
D762,102 S	7/2016	Gokcebay et al.	D836,417 S *	12/2018	Gokcebay	.....	D8/331
D762,103 S	7/2016	Gokcebay et al.	D836,418 S *	12/2018	Gokcebay	.....	D8/331
D764,255 S	8/2016	Gokcebay et al.	D837,631 S *	1/2019	Han	.....	D8/331
D764,891 S	8/2016	Gokcebay et al.	D840,214 S *	2/2019	Leites	.....	D8/353
D764,892 S	8/2016	Gokcebay et al.	D844,411 S *	4/2019	Griswold	.....	D8/331
D764,893 S	8/2016	Gokcebay et al.	D844,414 S *	4/2019	Leites	.....	D8/353
9,422,746 B1 *	8/2016	Zhang	2007/0144226 A1 *	6/2007	Miao	.....	E05B 37/16 70/214
		E05B 65/025	2014/0318199 A1 *	10/2014	Gokcebay	.....	E05C 3/042 70/278.1

\* cited by examiner

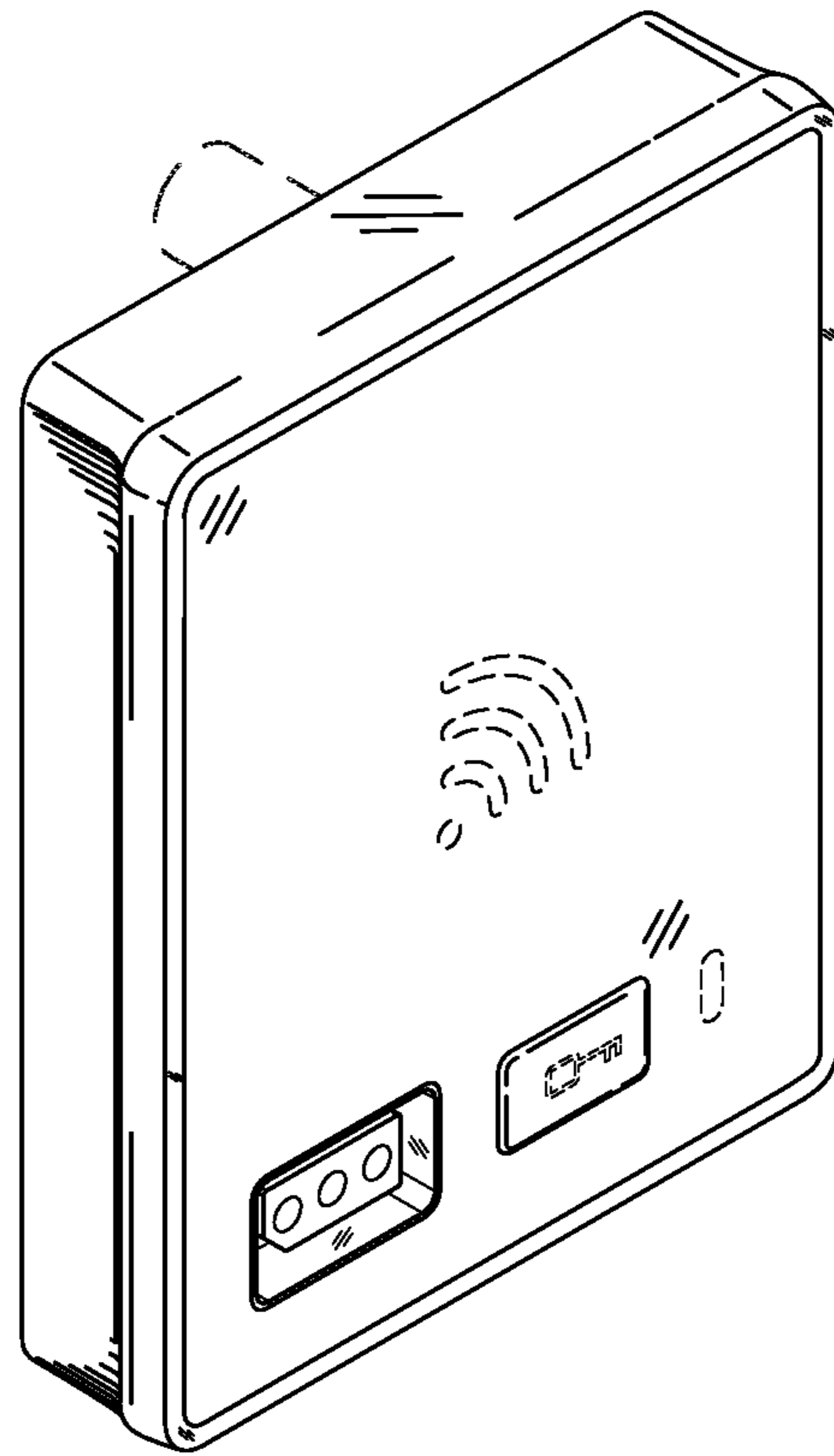


FIG. 1

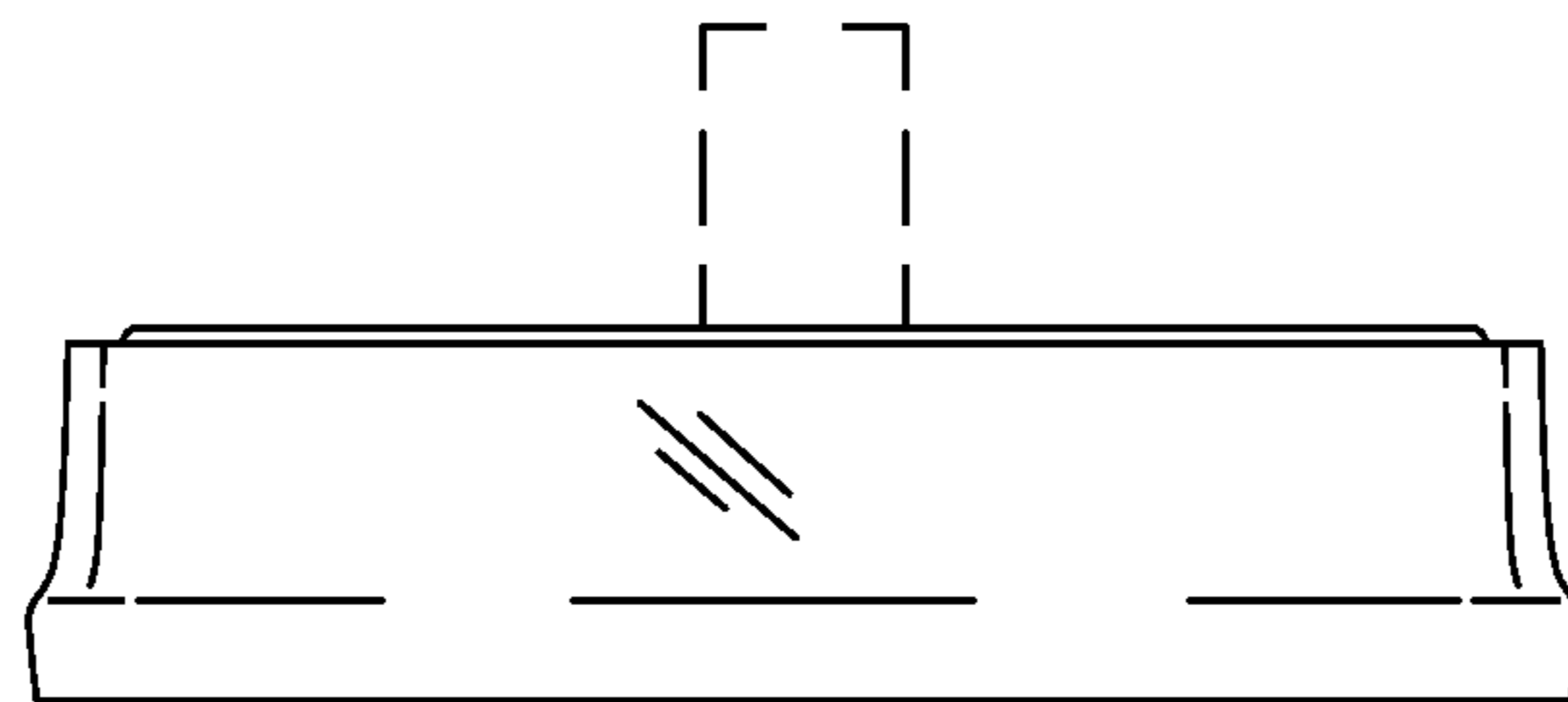


FIG. 2

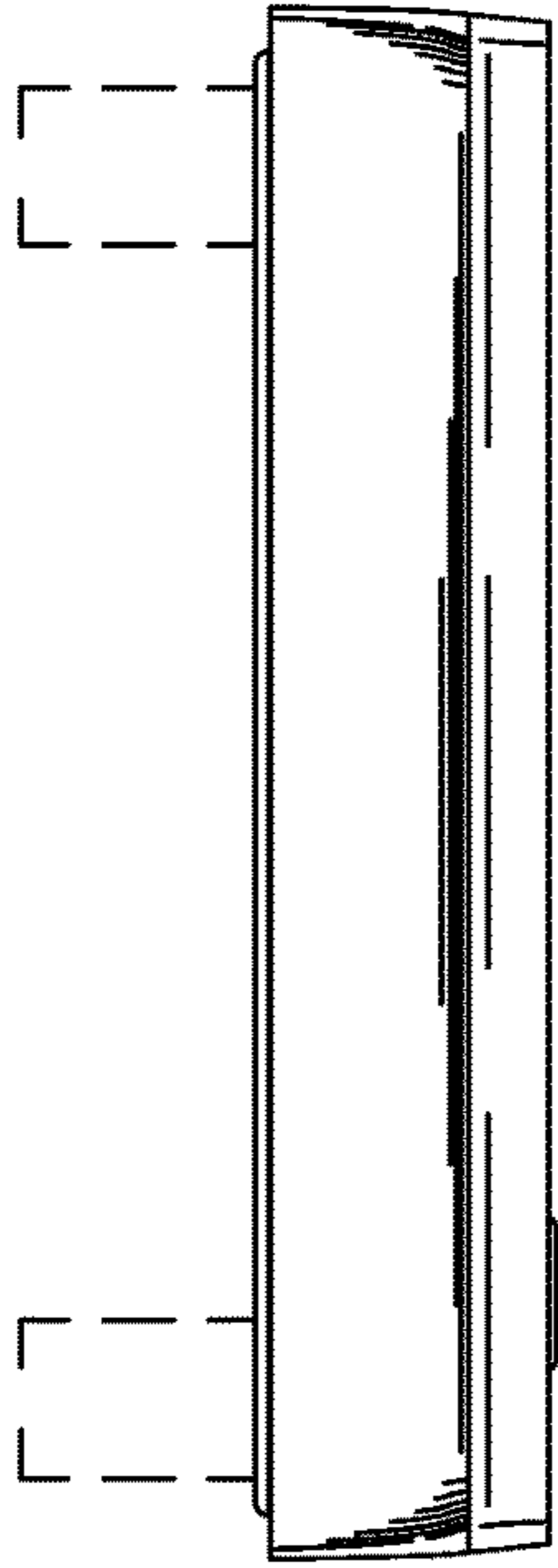


FIG. 3

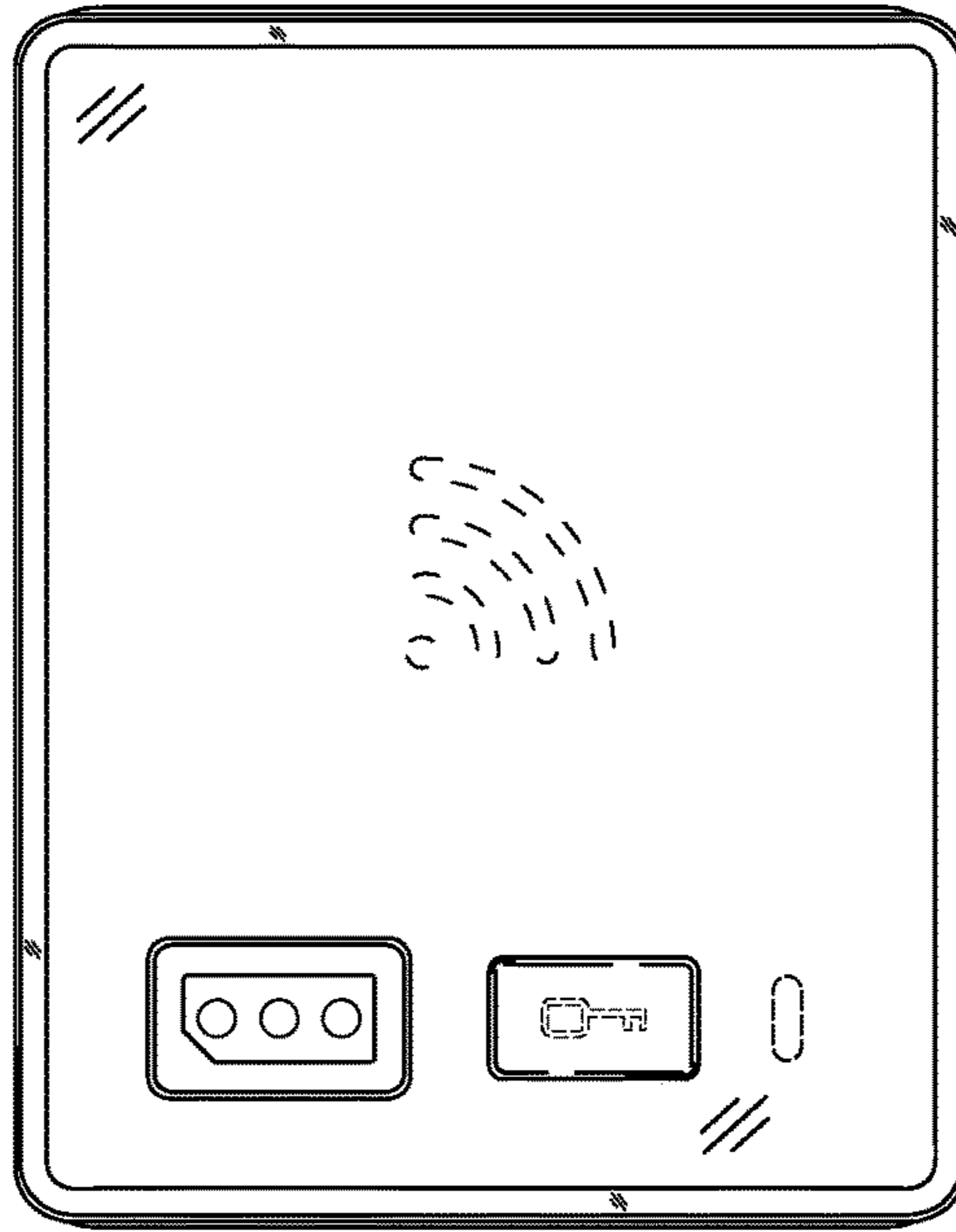


FIG. 4




FIG. 5

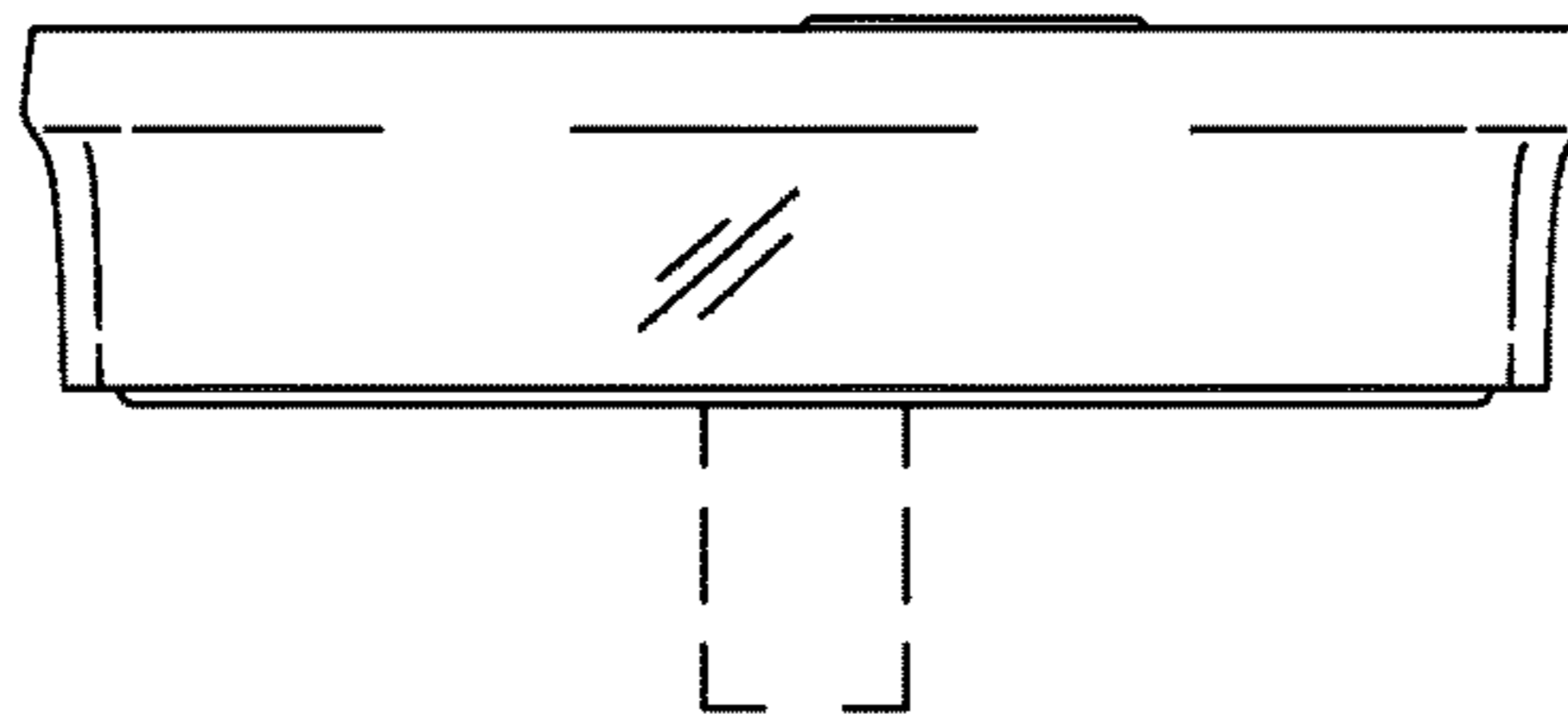


FIG. 6




FIG. 7

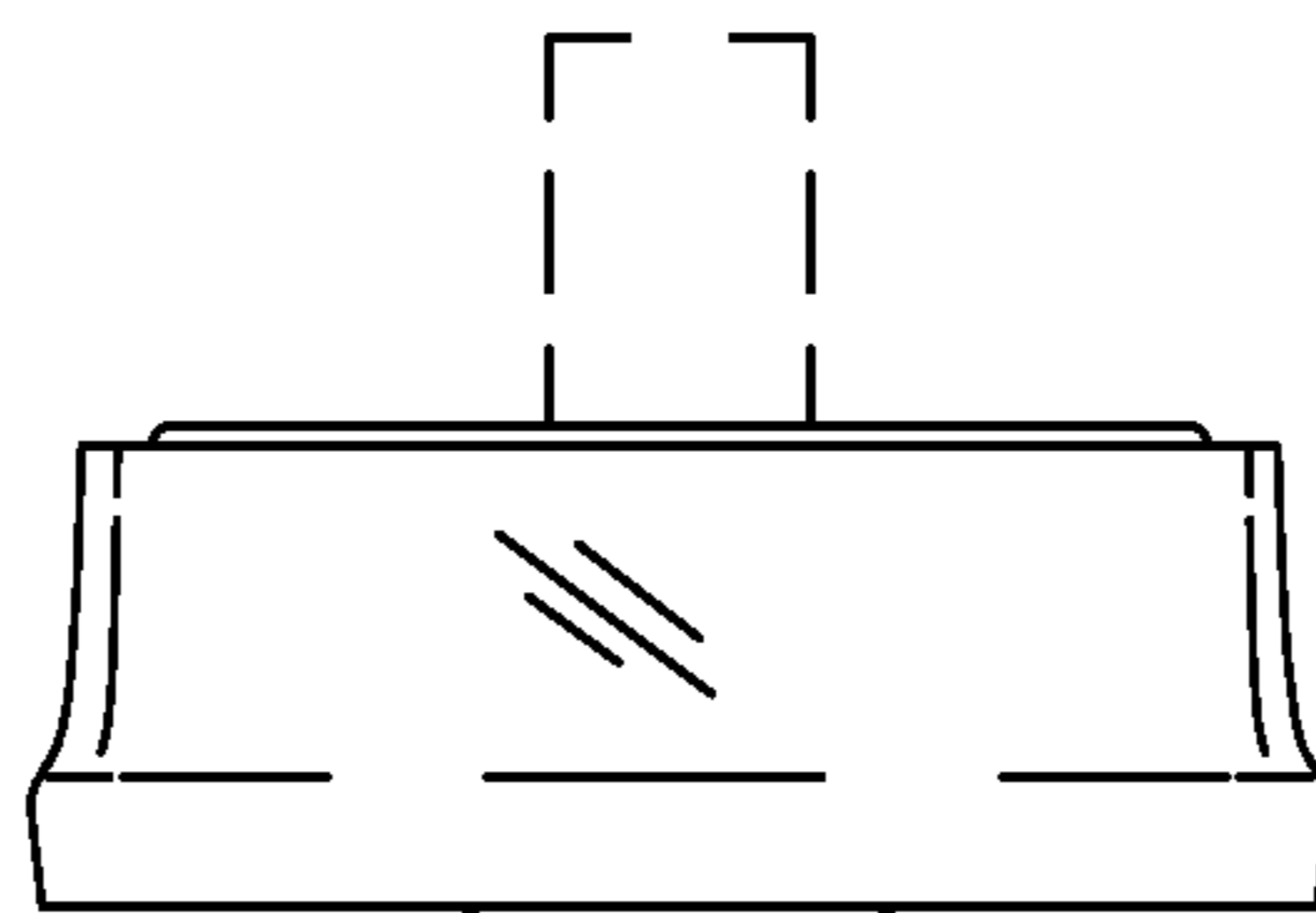


FIG. 8

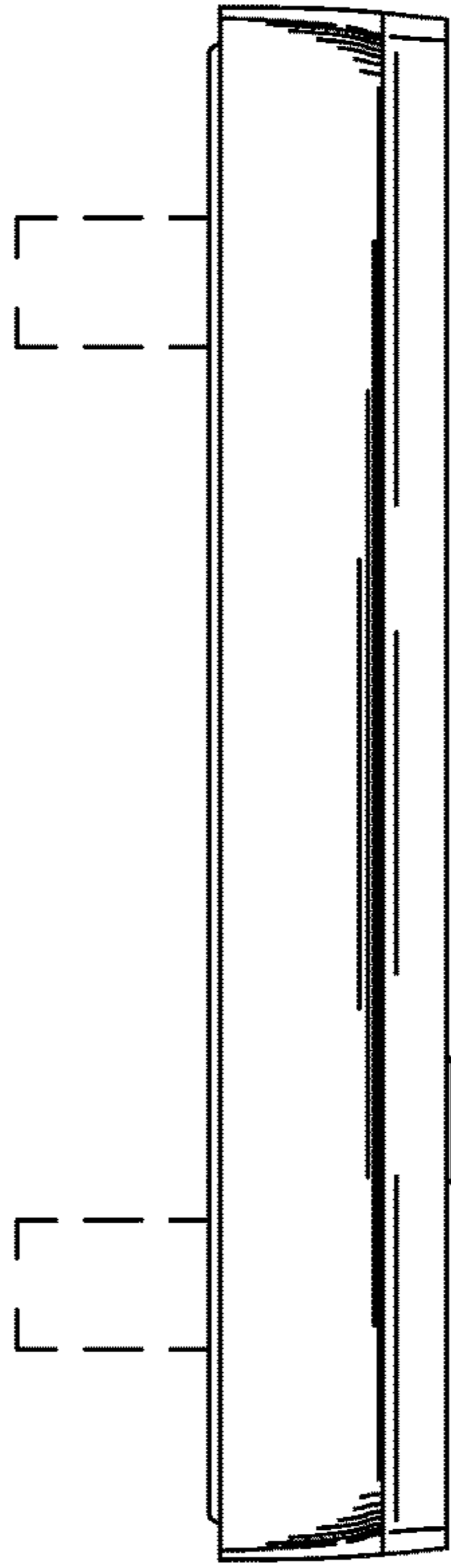


FIG. 9

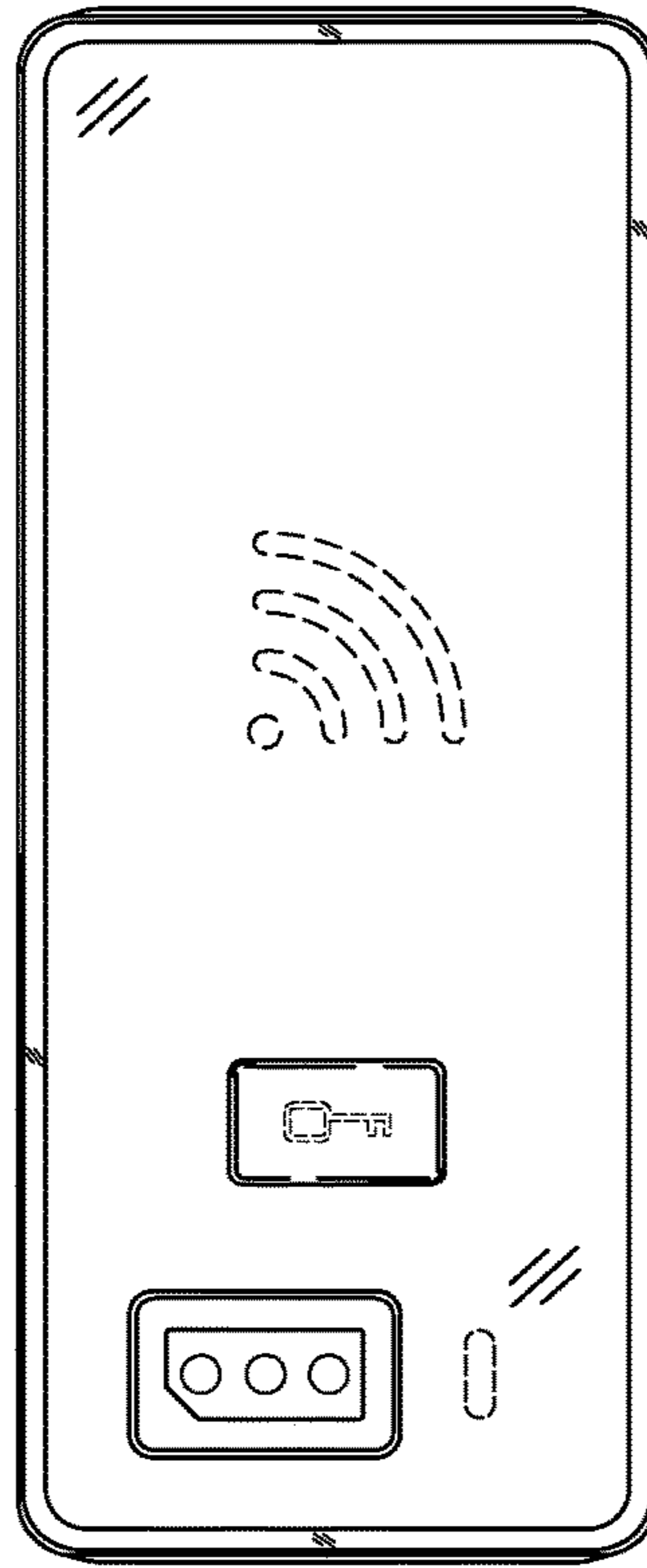


FIG. 10

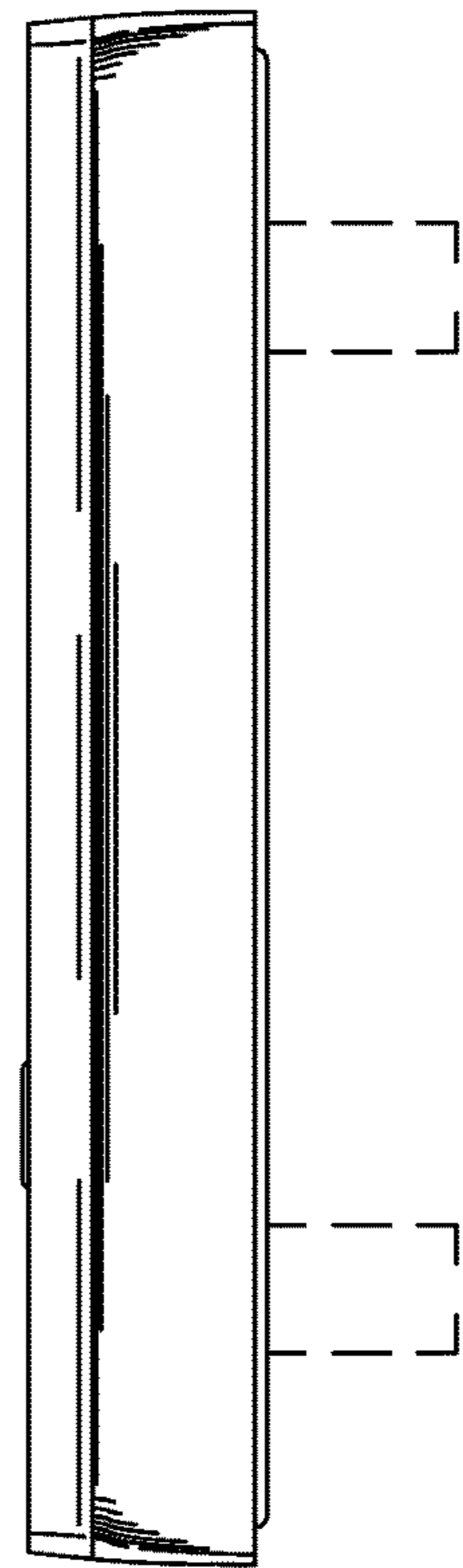


FIG. 11

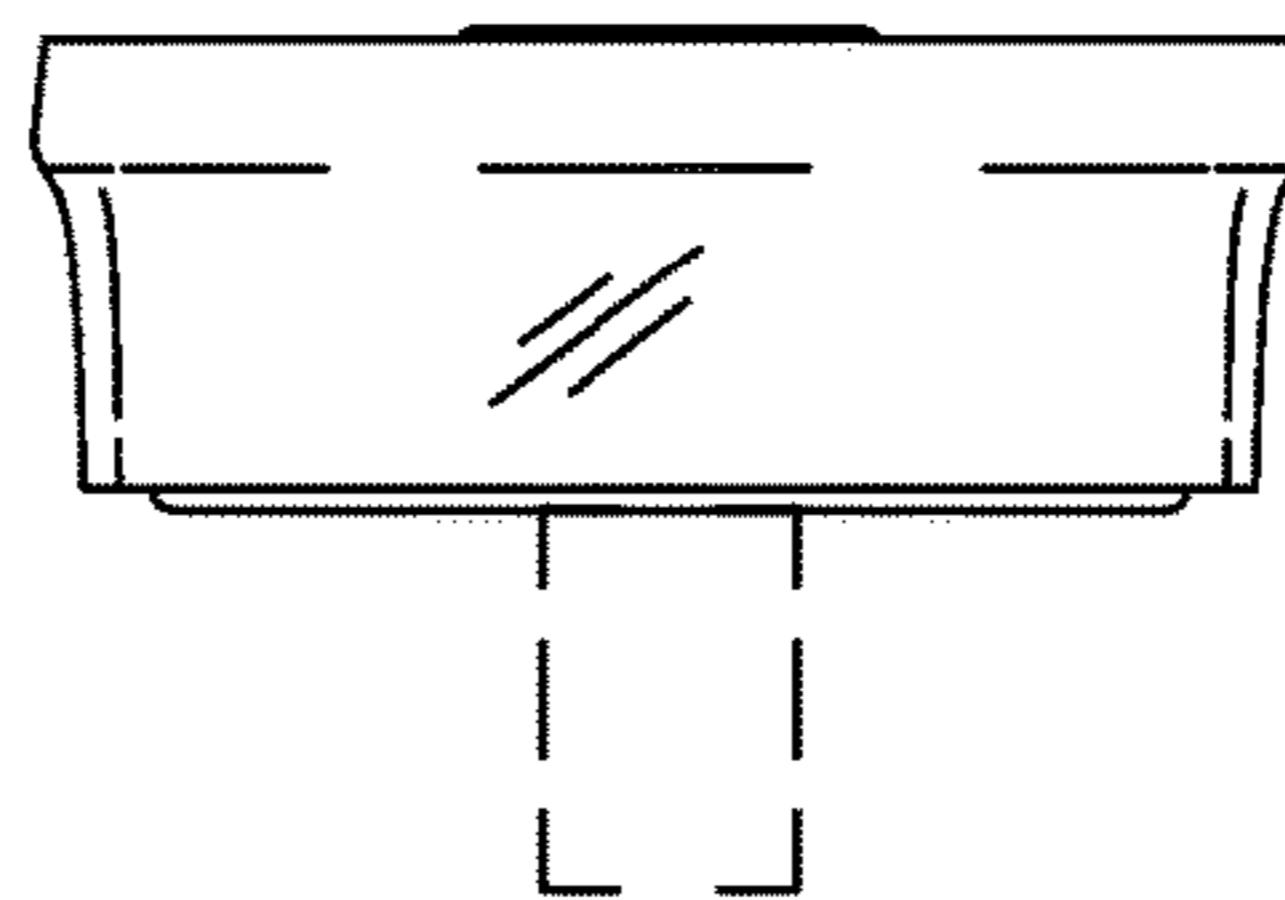


FIG. 12