



US00D901999S

(12) **United States Design Patent** (10) **Patent No.:** **US D901,999 S**  
**Batho et al.** (45) **Date of Patent:** **\*\* Nov. 17, 2020**

(54) **FERRULE FOR ADJUSTABLE LOCKING PLIERS**  
(71) Applicant: **Malco Products, Inc.**, Annandale, MN (US)  
(72) Inventors: **Thomas Andrew Batho**, South Haven, MN (US); **Jon Eric Navratil**, Annandale, MN (US)  
(73) Assignee: **Malco Products, SBC**, Annandale, MN (US)  
(\*\*) Term: **15 Years**  
(21) Appl. No.: **29/643,991**  
(22) Filed: **Apr. 13, 2018**  
(51) **LOC (12) Cl.** ..... **08-05**  
(52) **U.S. Cl.**  
USPC ..... **D8/51**  
(58) **Field of Classification Search**  
USPC ..... D8/4, 5, 51-58, 105, 107, 14, 382, 396, D8/397, 399; D23/259  
CPC .. B25B 7/12; B25B 7/123; B25B 7/14; B25B 7/16  
See application file for complete search history.

D788,886 S \* 6/2017 Salzer ..... D23/259  
D799,939 S \* 10/2017 Lowitz ..... D8/354  
D803,021 S \* 11/2017 Wu ..... D8/52  
D813,027 S \* 3/2018 Wright ..... D8/397  
D835,486 S \* 12/2018 Wu ..... D8/52  
D860,774 S \* 9/2019 Epstein ..... D8/397  
D874,245 S \* 2/2020 Whited ..... D8/354  
D887,246 S \* 6/2020 Chang ..... D8/107  
2008/0060486 A1 \* 3/2008 Robert ..... B25B 7/22  
81/367  
2009/0126540 A1 \* 5/2009 Kammermeier ..... B25B 7/18  
81/427.5  
2015/0239102 A1 \* 8/2015 Wu ..... B25B 7/123  
81/379  
2015/0246432 A1 \* 9/2015 Craig ..... B25B 7/123  
81/378

\* cited by examiner

*Primary Examiner* — Deanna L Pratt  
(74) *Attorney, Agent, or Firm* — Taft Stettinius & Hollister LLP; Gerald E. Helget

(57) **CLAIM**

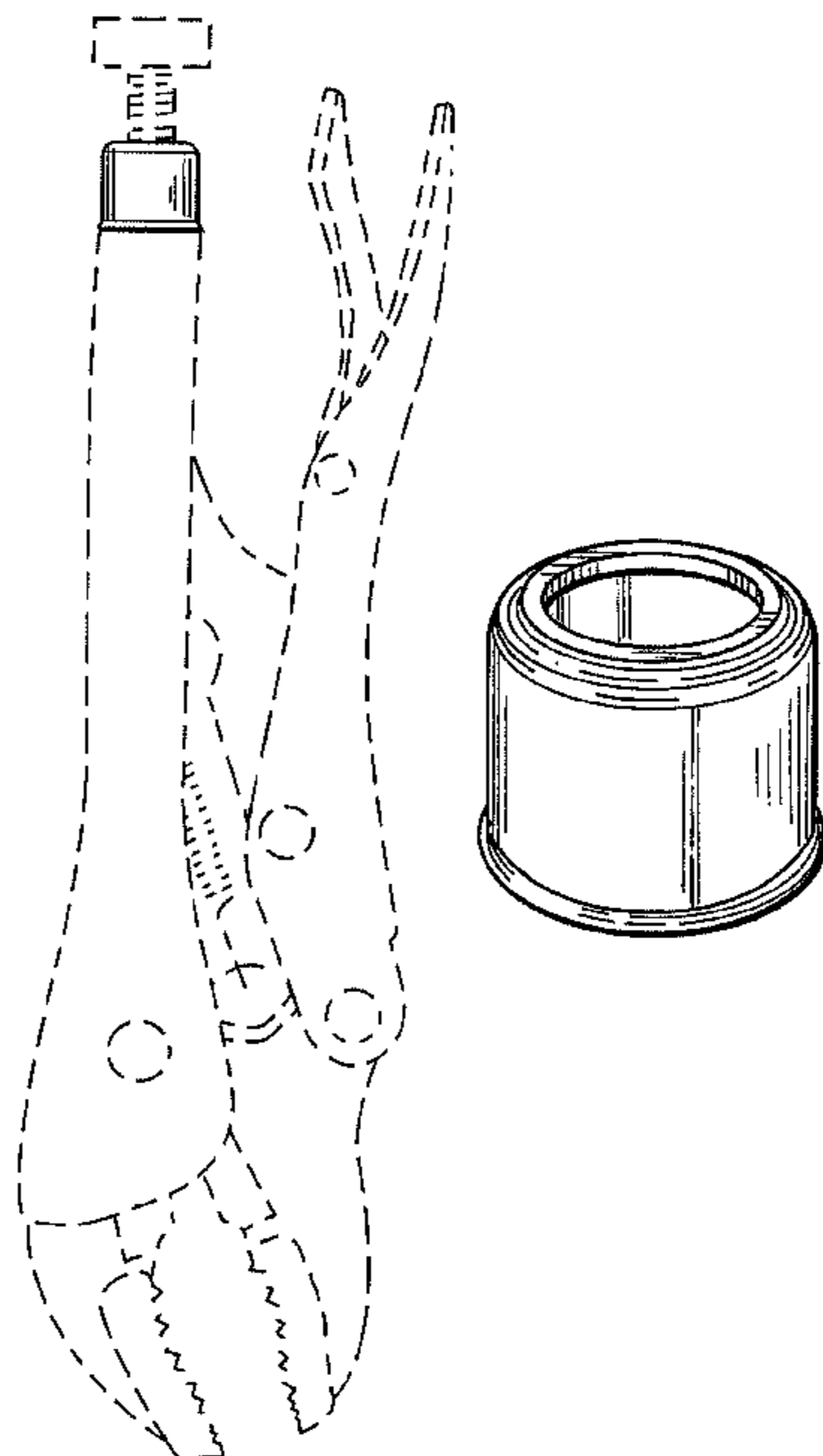
The ornamental design for a ferrule for adjustable locking pliers, as shown and described.

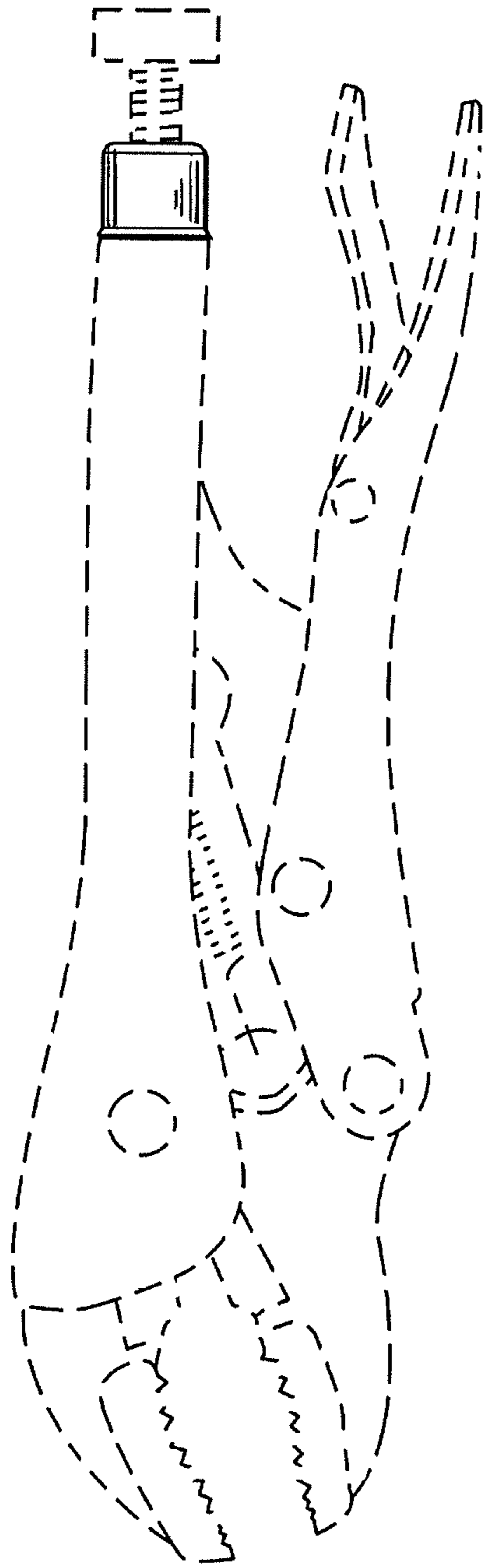
**DESCRIPTION**

FIG. 1 is a side elevational view showing my new design for a ferrule for adjustable locking pliers;  
FIG. 2 is a top perspective view;  
FIG. 3 is a side elevational view which is the same for all sides;  
FIG. 4 is a top plan view; and,  
FIG. 5 is a bottom plan view.  
The broken line showing of the locking pliers in FIG. 1 illustrates the environment of the claimed design and forms no part thereof.

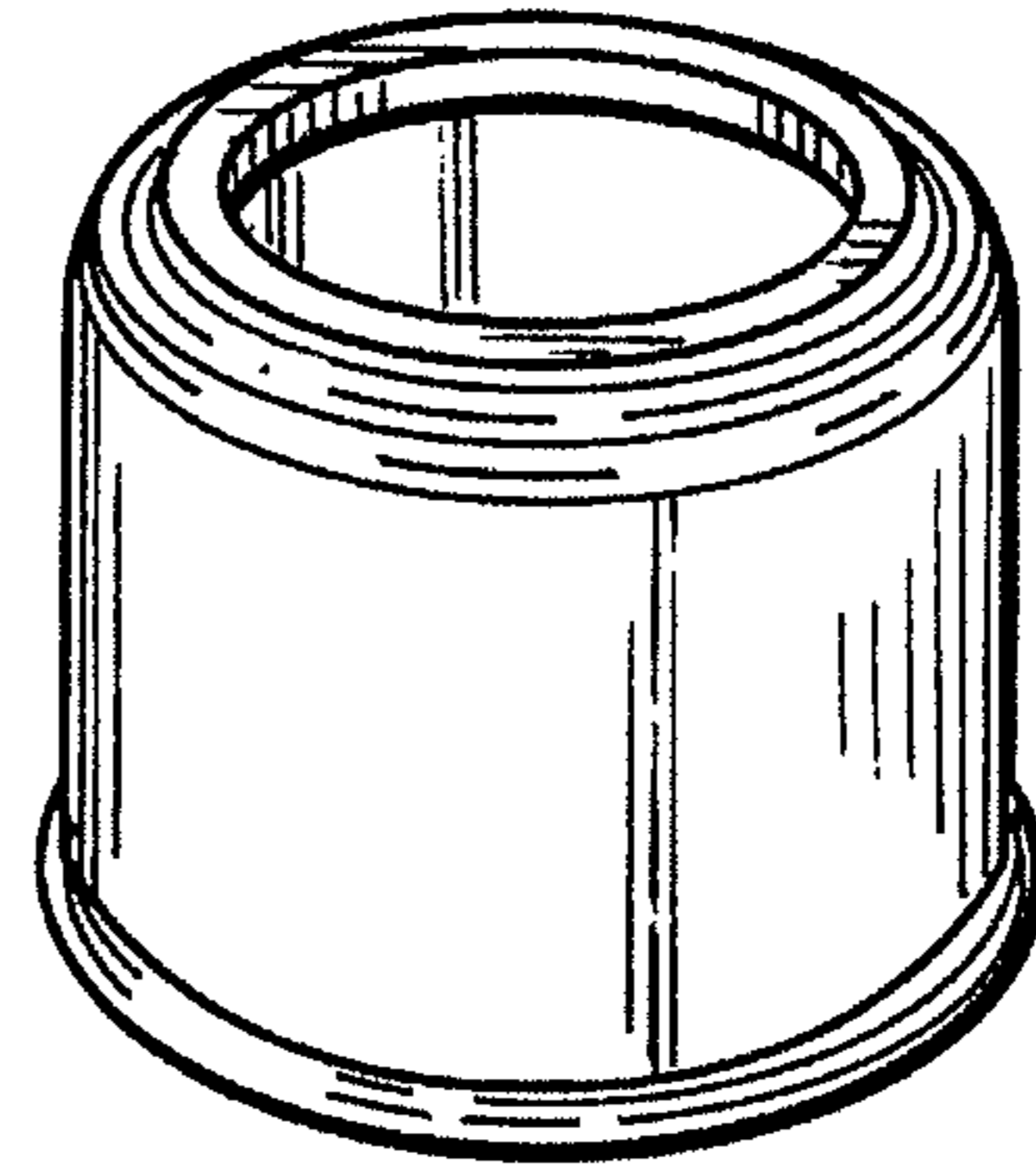
**1 Claim, 1 Drawing Sheet**

(56) **References Cited**  
U.S. PATENT DOCUMENTS  
D458,821 S \* 6/2002 Peperkorn ..... D8/52  
D458,822 S \* 6/2002 Peperkorn ..... D8/52  
D462,247 S \* 9/2002 Hackman ..... D8/52  
D472,438 S \* 4/2003 Peperkorn ..... D8/52  
D480,953 S \* 10/2003 Lee ..... D8/399  
D673,444 S \* 1/2013 Kashimura ..... D8/397  
D684,455 S \* 6/2013 Relyea ..... D8/397  
D703,522 S \* 4/2014 Kashimura ..... D8/397  
D771,456 S \* 11/2016 Hyma ..... D8/51

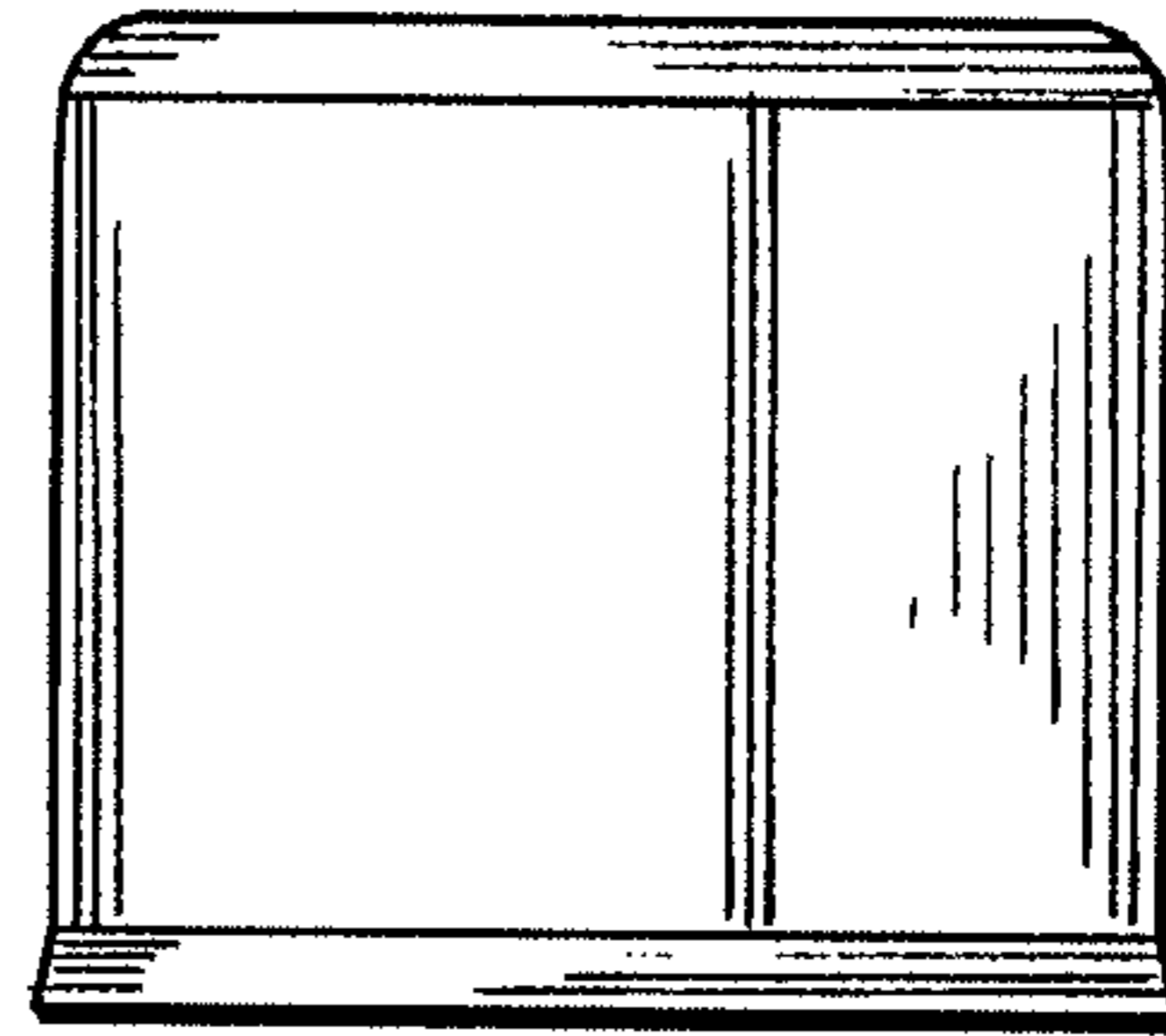




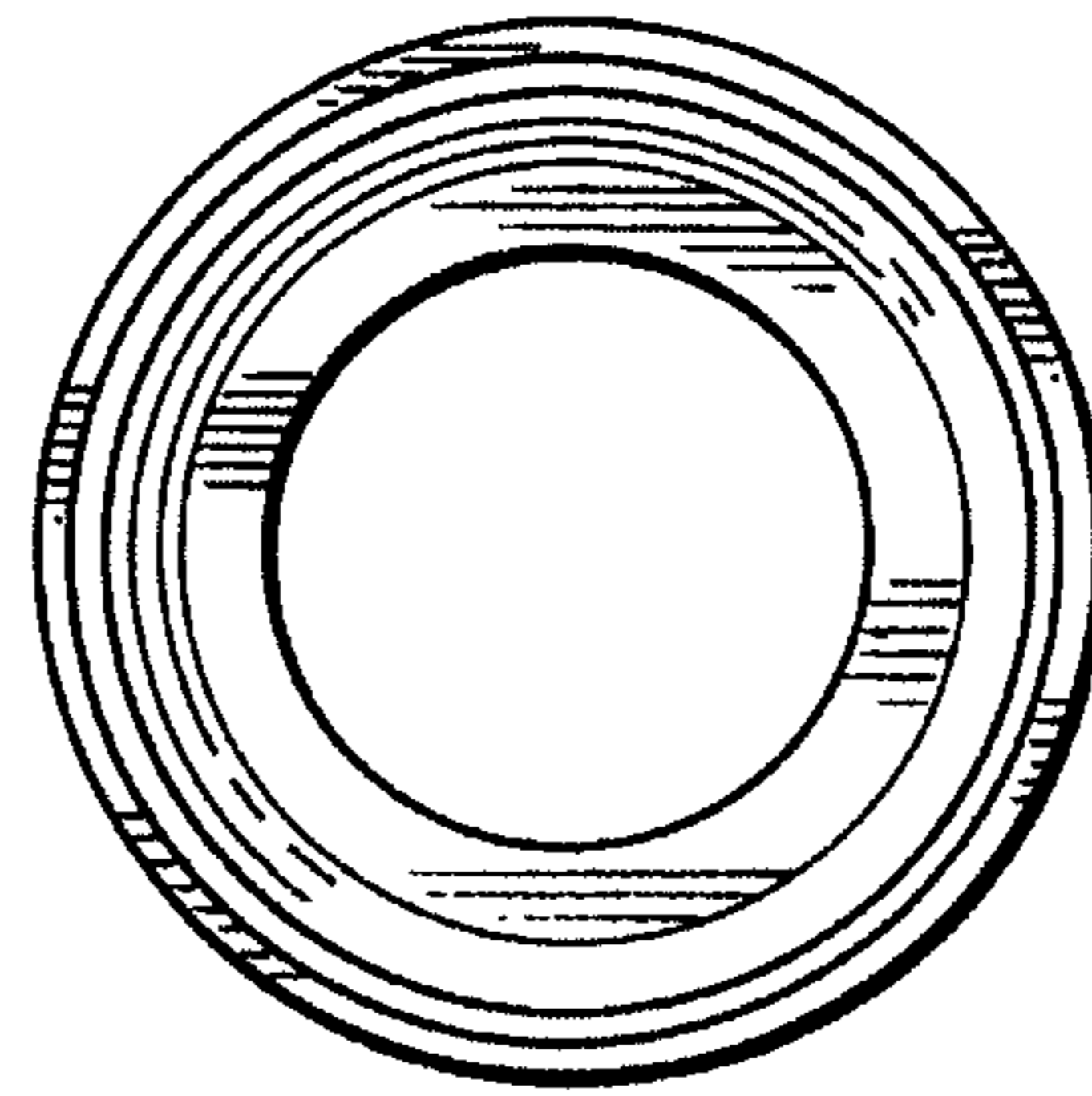
***Fig. 1***



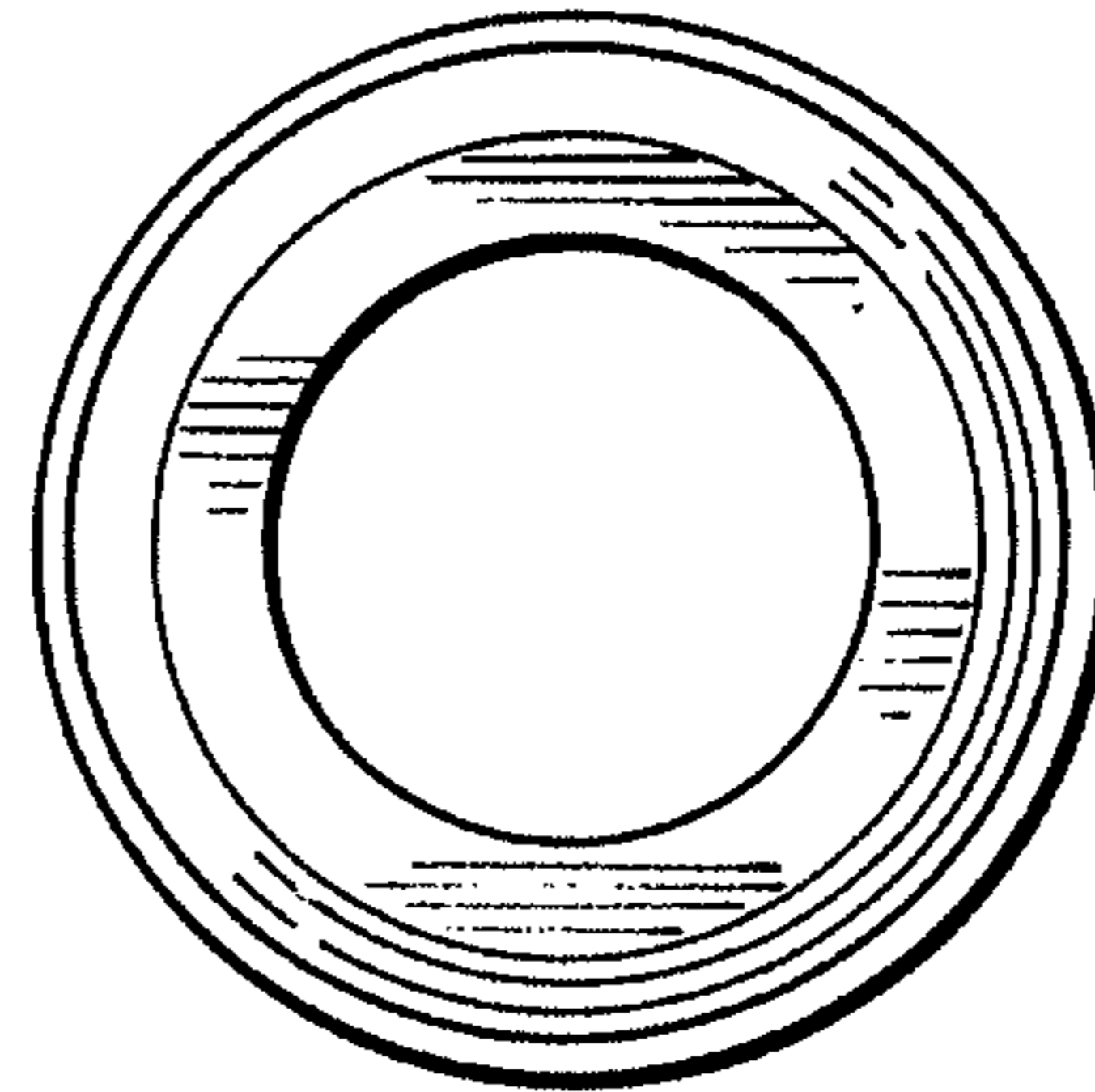
***Fig. 2***



***Fig. 3***



***Fig. 4***



***Fig. 5***