



US00D901998S

(12) **United States Design Patent** (10) **Patent No.:** **US D901,998 S**
Akbiyik et al. (45) **Date of Patent:** **** Nov. 17, 2020**

(54) **HOT-MELT PENCIL**

(71) Applicant: **Robert Bosch GmbH**, Stuttgart (DE)

(72) Inventors: **Volkan Akbiyik**, Filderstadt (DE);
Wladimir Lindt, Esslingen am Neckar (DE)

(73) Assignee: **Robert Bosch GmbH**, Stuttgart (DE)

(**) Term: **15 Years**

(21) Appl. No.: **29/670,261**

(22) Filed: **Nov. 14, 2018**

(30) **Foreign Application Priority Data**

May 18, 2018 (EM) 005271939

(51) **LOC (12) Cl.** **08-05**

(52) **U.S. Cl.**
USPC **D8/30; D15/144**

(58) **Field of Classification Search**
USPC ... D8/1, 3, 8, 29, 29.1, 29.2, 30, 61, 70, 98;
D15/21, 138, 139, 144

CPC B05C 17/0053; B05C 17/00546; Y10T
156/1788; Y10T 156/1798; Y10T 156/18
See application file for complete search history.

(56) **References Cited**

U.S. PATENT DOCUMENTS

- 4,710,079 A * 12/1987 Smith B23B 31/1071
279/133
- D319,761 S * 9/1991 Yoshinaga D8/30
- D584,355 S * 1/2009 Hidaka D14/411
- D638,273 S * 5/2011 Dunlap D8/99
- D647,963 S * 11/2011 Chu D19/184
- D699,723 S * 2/2014 Nishizawa D14/411

- D725,113 S * 3/2015 Roskopp D14/411
- D743,766 S * 11/2015 Tsai D8/30
- D810,532 S * 2/2018 Tsai D8/30
- D813,628 S * 3/2018 Tsai D8/30
- D813,629 S * 3/2018 Tsai D8/30
- D829,520 S * 10/2018 Miyazaki D8/30
- D832,902 S * 11/2018 Tsai D15/144
- D847,233 S * 4/2019 Gou D15/144
- D847,234 S * 4/2019 Gou D15/144
- D847,235 S * 4/2019 Gou D15/144
- D848,232 S * 5/2019 Tsai D8/30
- D852,596 S * 7/2019 Mantes D8/30
- D863,435 S * 10/2019 Zhong D19/177
- D865,014 S * 10/2019 Xu D15/144.2
- D865,463 S * 11/2019 Lei D8/29.1

* cited by examiner

Primary Examiner — Michael C Stout

Assistant Examiner — Fritzgerald L Butac

(74) *Attorney, Agent, or Firm* — Maginot, Moore & Beck LLP

(57) **CLAIM**

The ornamental design for a hot-melt pencil, as shown and described.

DESCRIPTION

FIG. 1 is a perspective view of a hot-melt pencil showing our new design;

FIG. 2 is a front elevation view thereof;

FIG. 3 is a rear elevation view thereof;

FIG. 4 is a right side elevation view thereof;

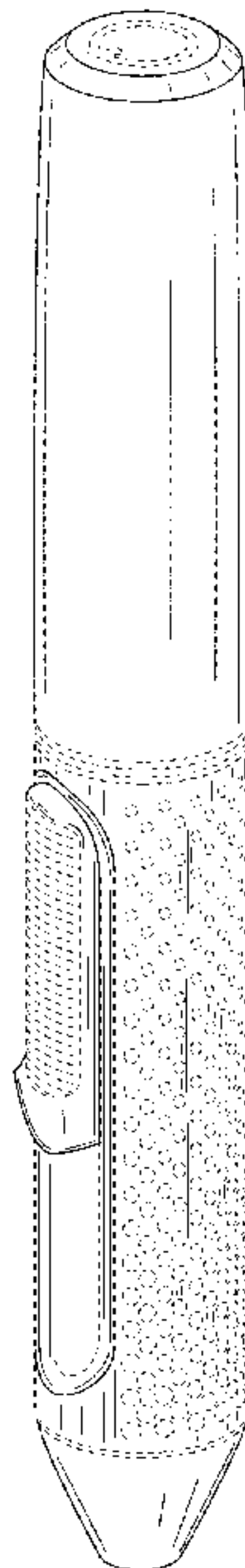
FIG. 5 is a left side elevation view thereof;

FIG. 6 is a bottom plan view thereof; and,

FIG. 7 is a top plan view thereof.

The broken lines shown in the drawings illustrate portions of the hot-melt pencil that form no part of the claimed design.

1 Claim, 6 Drawing Sheets



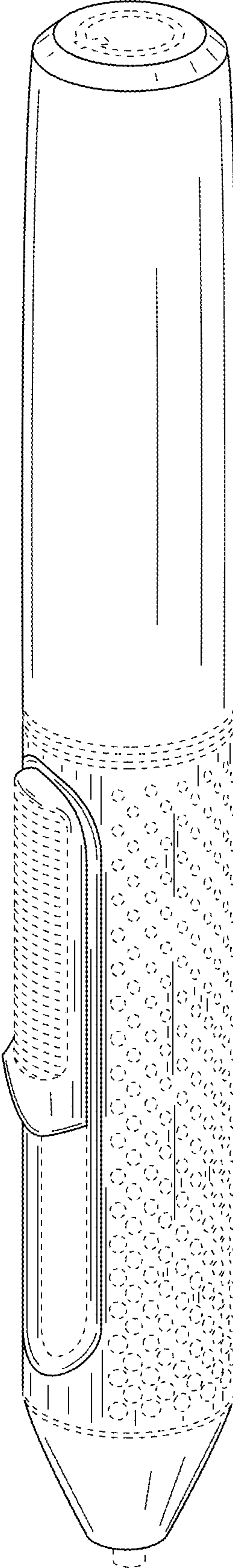


FIG. 1




FIG. 2

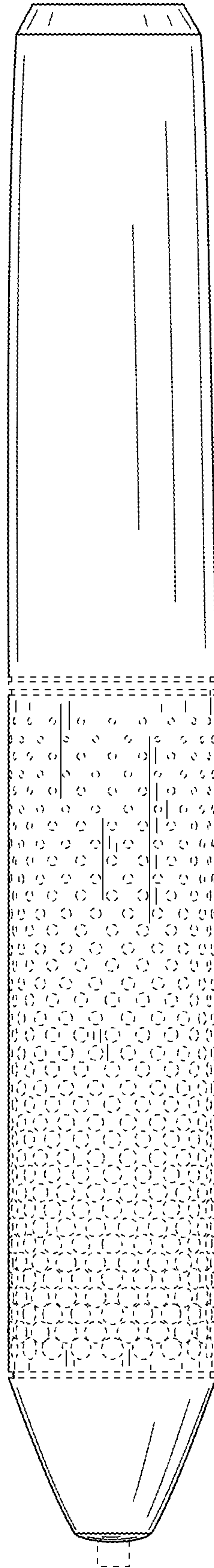


FIG. 3

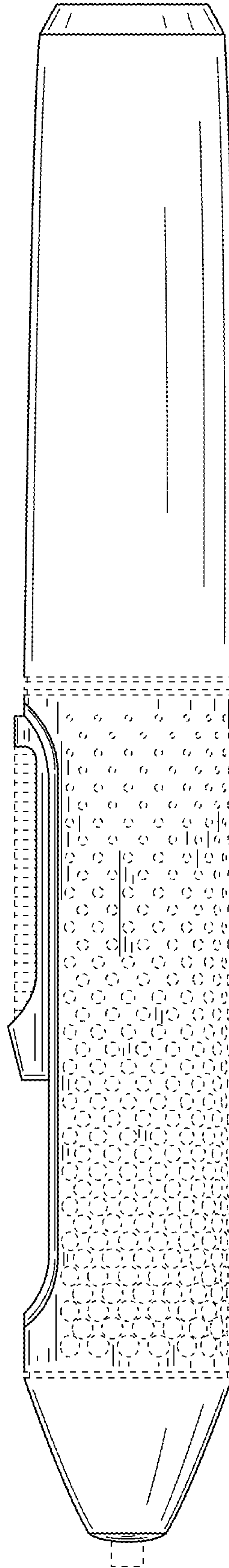


FIG. 4

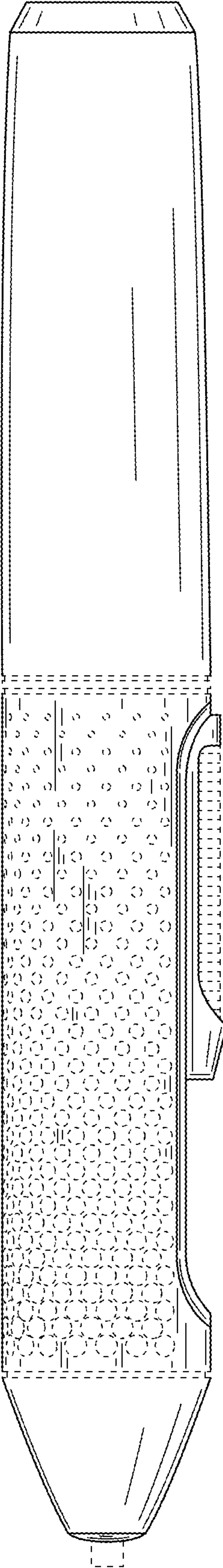


FIG. 5

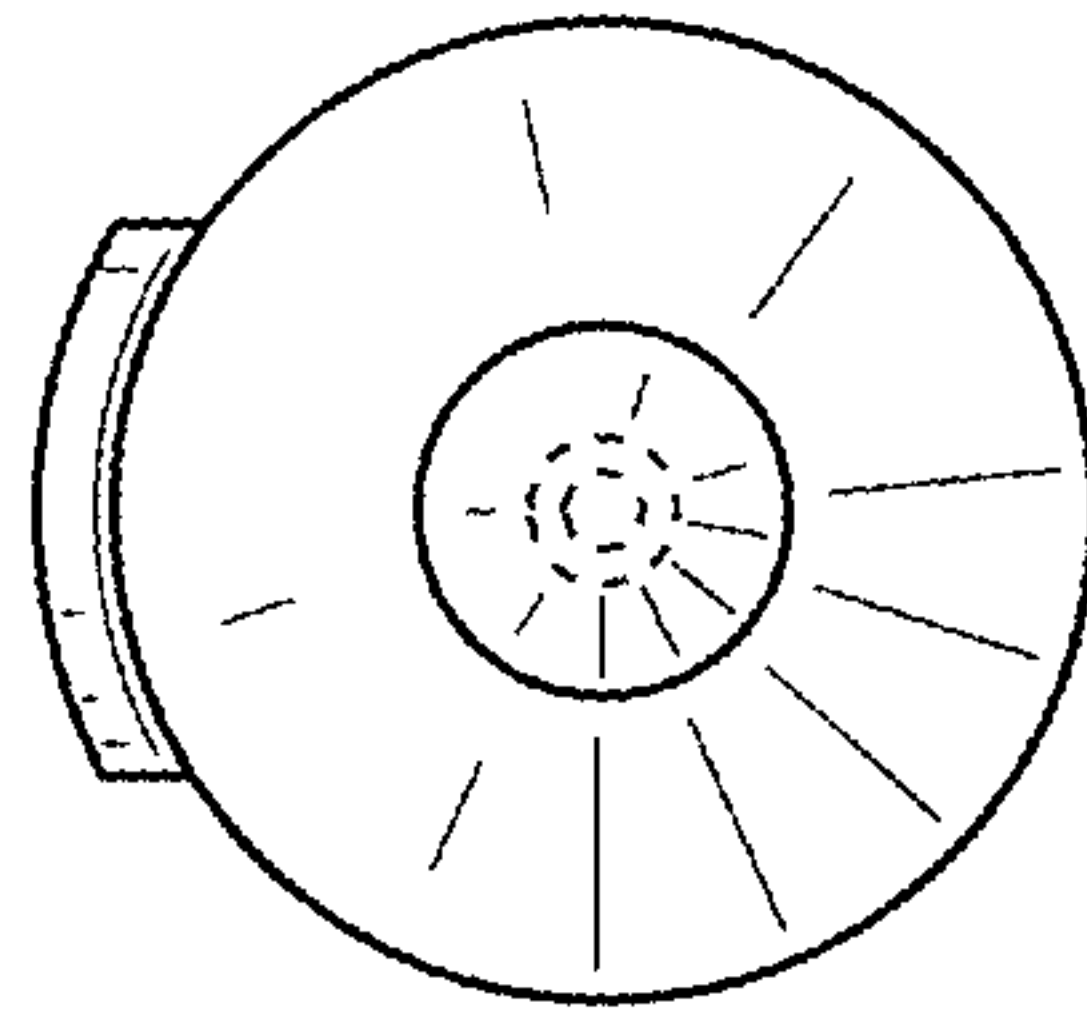


FIG. 6

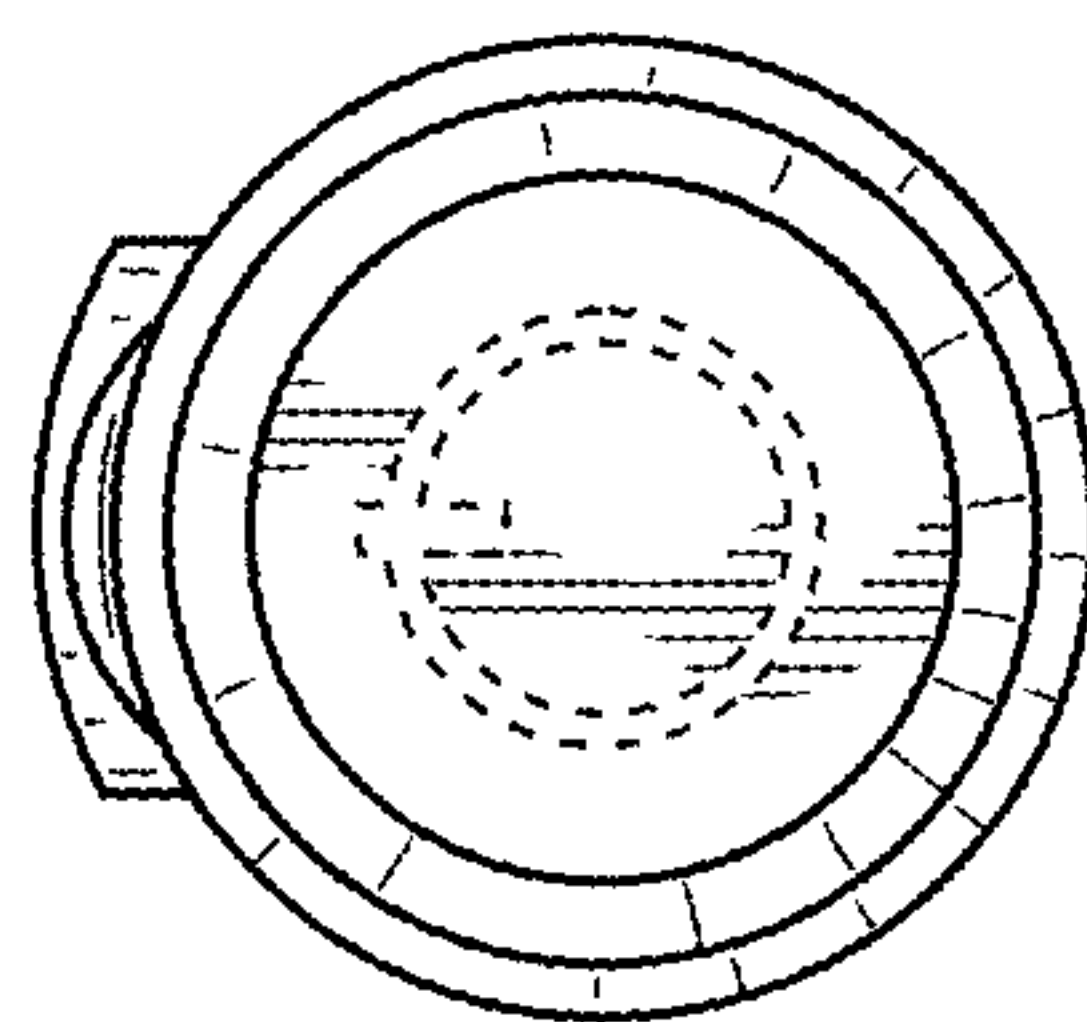


FIG. 7