

US00D901974S

(12) **United States Design Patent** (10) **Patent No.:** **US D901,974 S**
Gack (45) **Date of Patent:** **** Nov. 17, 2020**

- (54) **BEVERAGE CONTAINER**
- (71) Applicant: **Christopher Gack**, Pennington, NJ (US)
- (72) Inventor: **Christopher Gack**, Pennington, NJ (US)
- (73) Assignee: **Christopher Gack**, Pennington, NJ (US)
- (**) Term: **15 Years**
- (21) Appl. No.: **29/695,644**
- (22) Filed: **Jun. 20, 2019**
- (51) **LOC (12) Cl.** **07-01**
- (52) **U.S. Cl.**
USPC **D7/507; D7/532; D7/511; D9/502**
- (58) **Field of Classification Search**
USPC **D7/507, 509, 510, 511, 513, 529, 531, D7/532, 523, 533, 534, 535, 536, 392.1, D7/296.1, 396.2, 300.1, 608, 300, 320, D7/624.1, 624.2; D3/202; D9/501, 502, D9/503, 504, 530, 529, 522, 554, 567, D9/571, 569, 449, 516**
CPC **A47G 19/22; A47G 19/2288; A47G 19/2205; A47G 19/2211; A47J 41/0077; A45F 3/16**
See application file for complete search history.

- (56) **References Cited**
U.S. PATENT DOCUMENTS
D258,198 S * 2/1981 Segal D9/502
D632,524 S * 2/2011 Rosbach D7/511
D633,338 S * 3/2011 Rosbach D7/511
D693,170 S * 11/2013 Rosbach D7/392.1
D700,015 S * 2/2014 Audet D7/514


- D711,178 S * 8/2014 Waugh D7/306
- D731,856 S * 6/2015 Hill B65D 47/32
- D779,323 S * 2/2017 Masrou D7/532
- D827,440 S * 9/2018 Follett D9/443
- D864,559 S * 10/2019 Goserud D9/504
- 10,464,712 B2 * 11/2019 Campbell D3/221
- D869,909 S * 12/2019 Campbell B65D 81/3876
- D877,571 S * 3/2020 Eyal D7/608
- D885,892 S * 6/2020 Paquet D7/532
- D889,209 S * 7/2020 Campbell D9/443
- D893,952 S * 8/2020 Jenkins D7/608
- 2002/0190079 A1 * 12/2002 Hamamoto D7/510
- 2013/0175270 A1 * 7/2013 Fujita A61F 9/0008
- 222/105
- 220/203.01

* cited by examiner
Primary Examiner — Jae Liang
(74) *Attorney, Agent, or Firm* — Armstrong Teasdale LLP; Edward F. Behm, Jr.

(57) **CLAIM**
The ornamental design for a beverage container, as shown and described.

DESCRIPTION
FIG. 1 is a perspective view of a beverage container; FIG. 2 is a front view of the beverage container; FIG. 3 is a back view of the beverage container; FIG. 4 is a right side view of the beverage container; FIG. 5 is a left side view of the beverage container; FIG. 6 is a top view of the beverage container; FIG. 7 is a bottom view of the beverage container; and, FIG. 8 is a perspective exploded view of the beverage container.
The broken lines in the drawings depict portions of the beverage container that form no part of the claimed design.

1 Claim, 8 Drawing Sheets



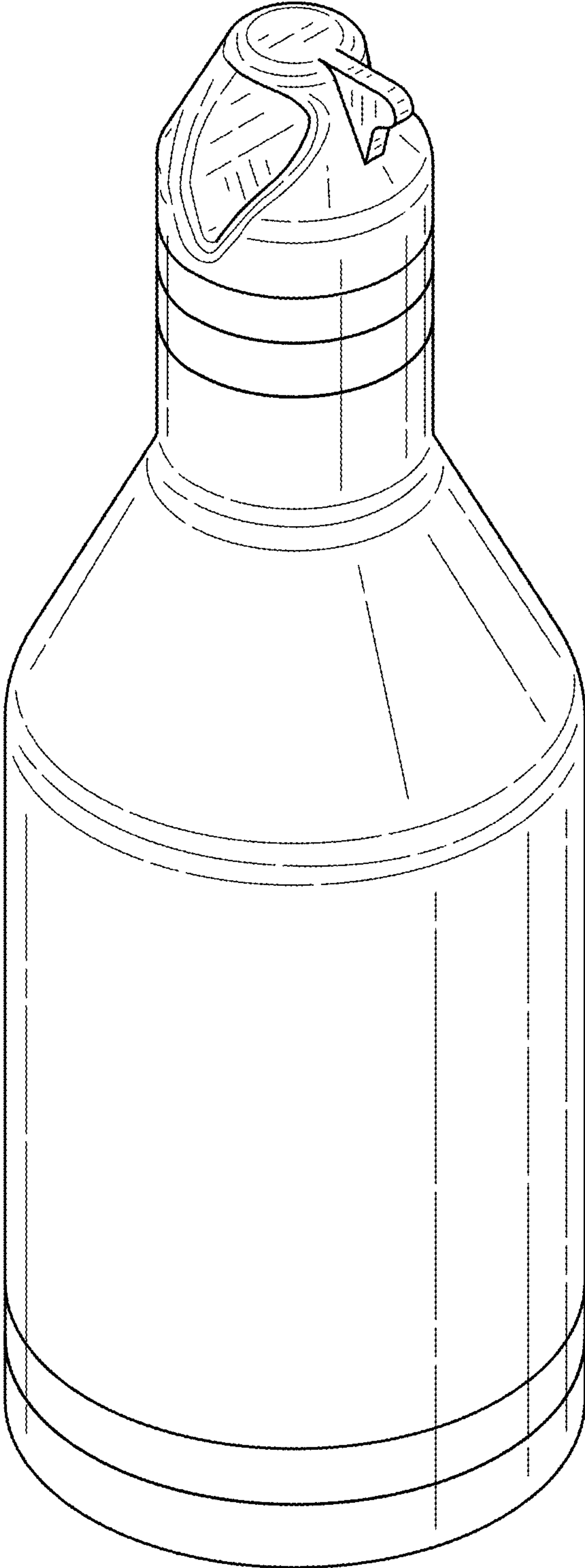


FIG. 1

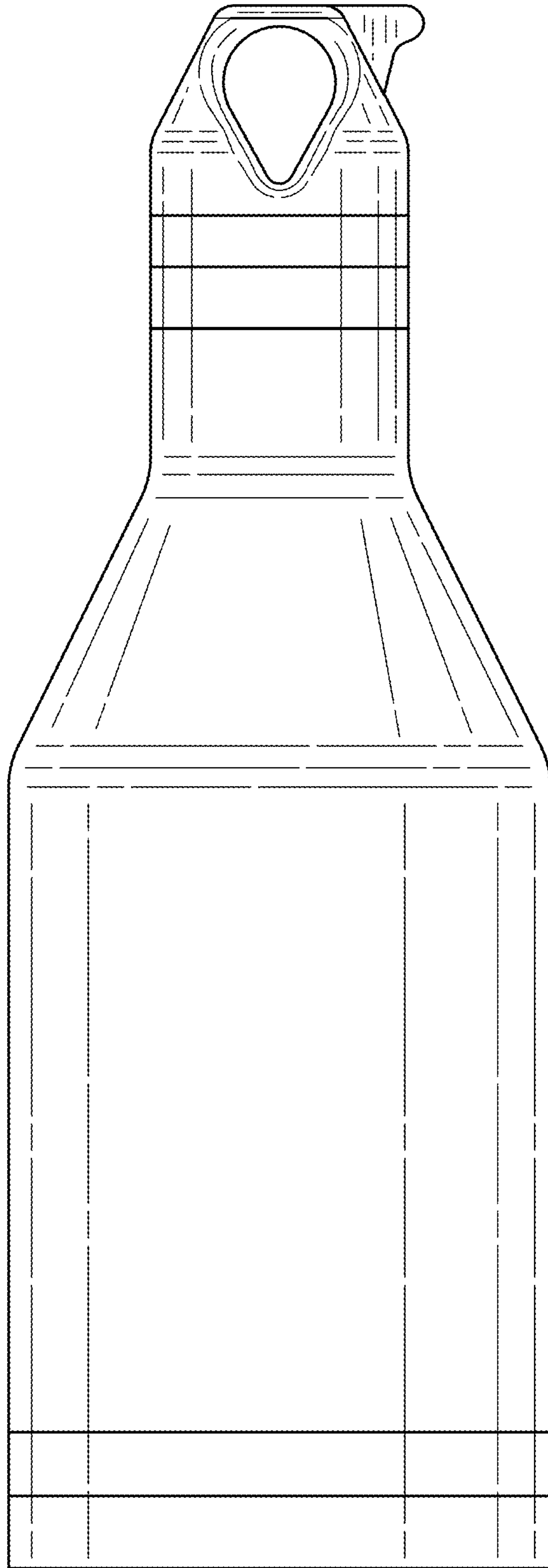


FIG.2

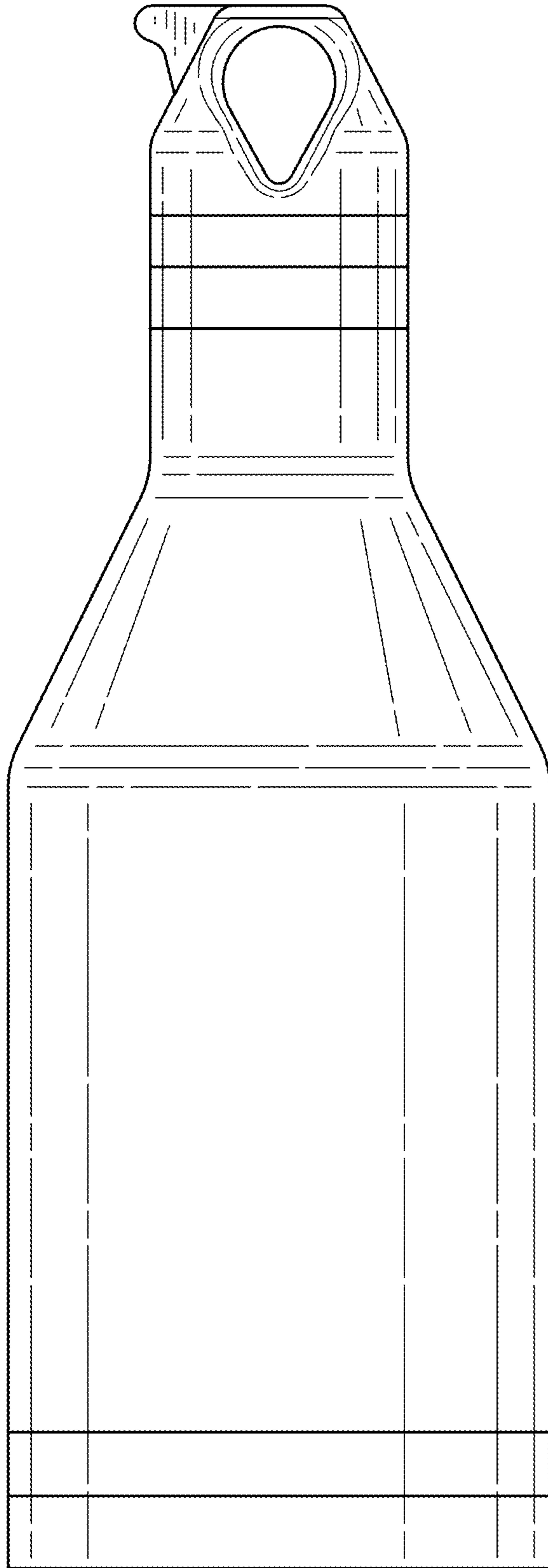


FIG.3

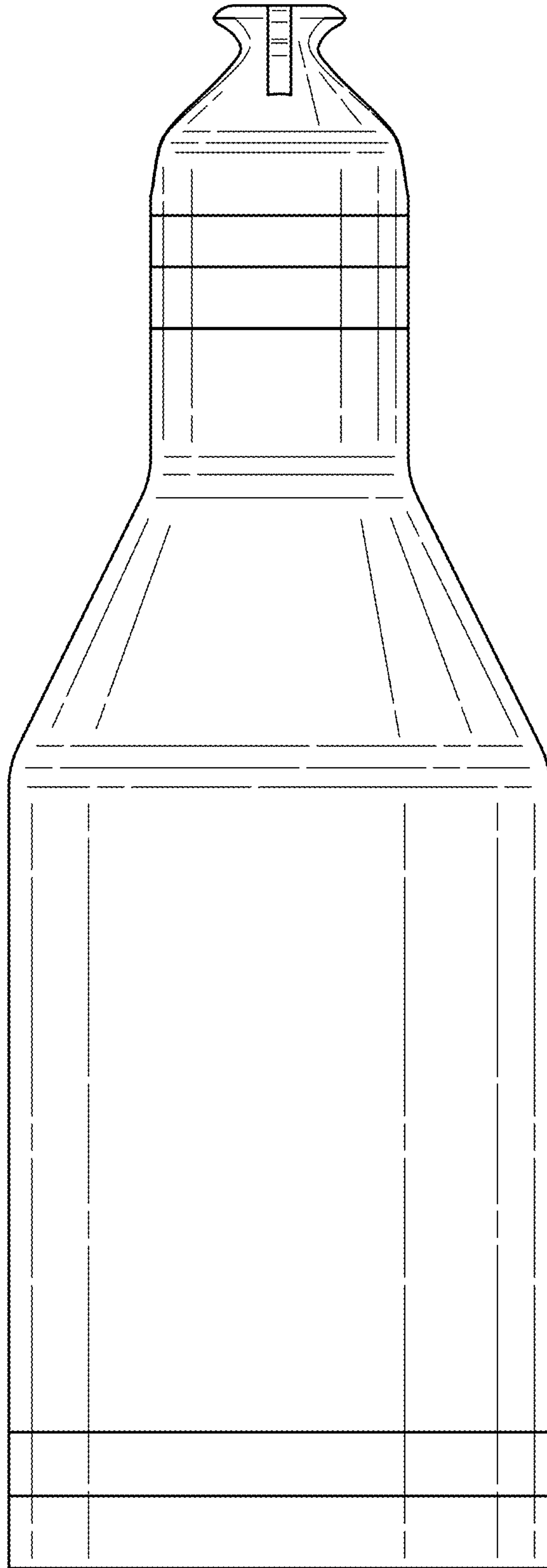


FIG.4

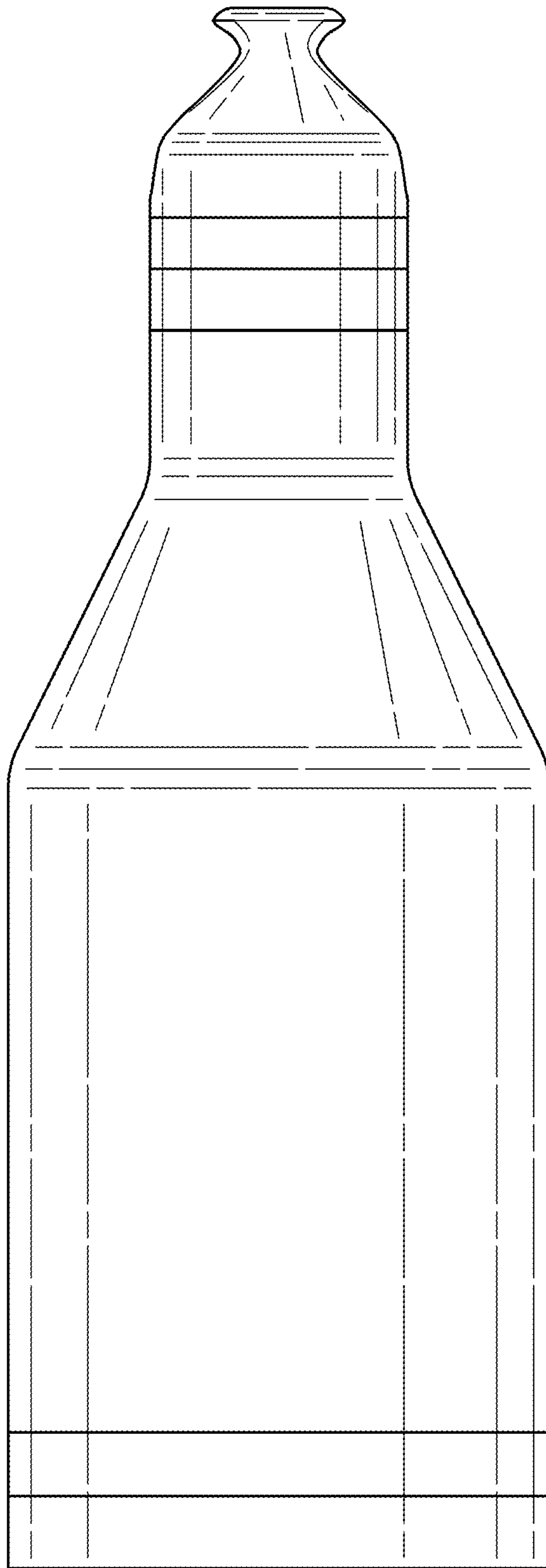


FIG.5

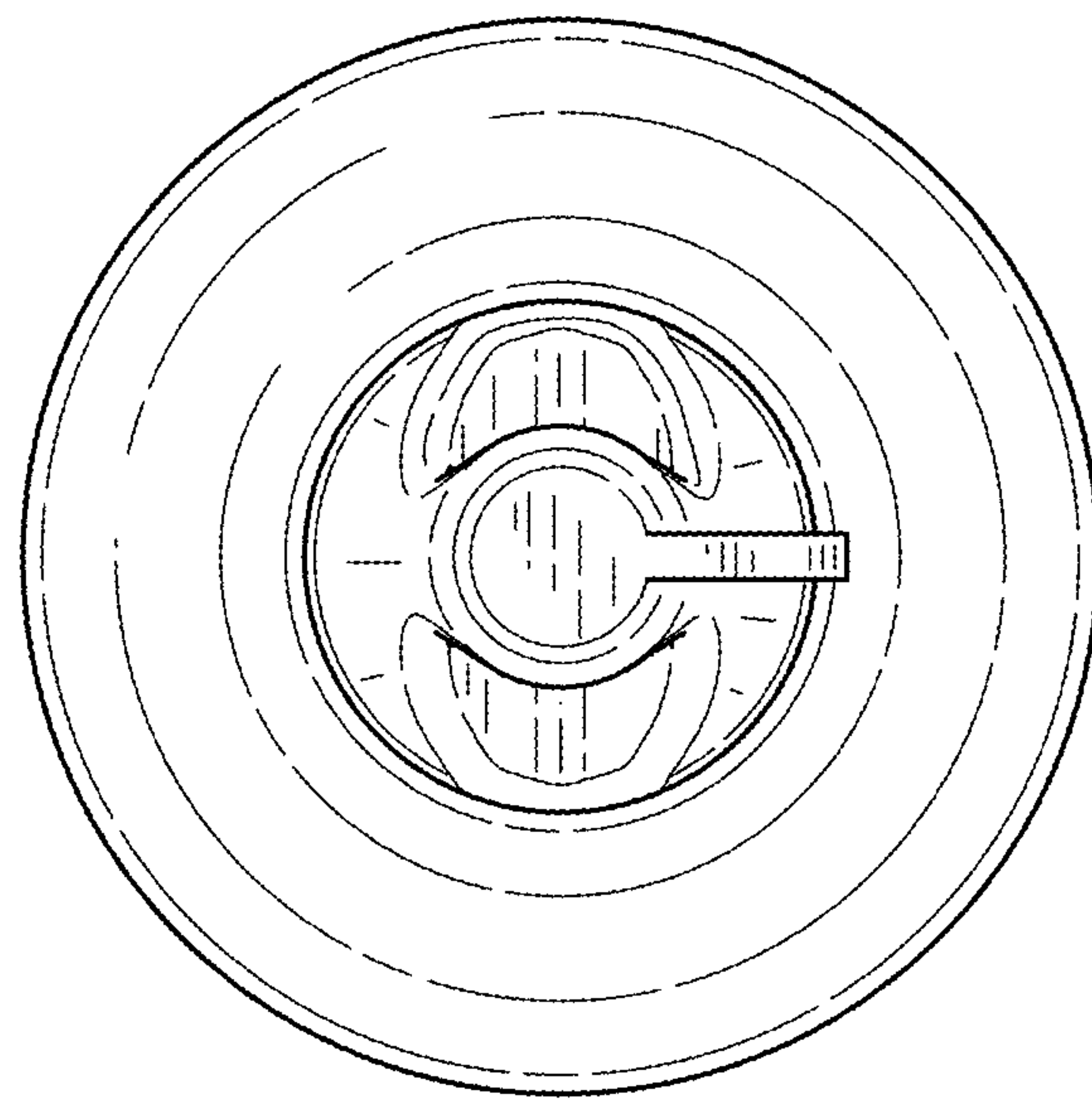


FIG.6

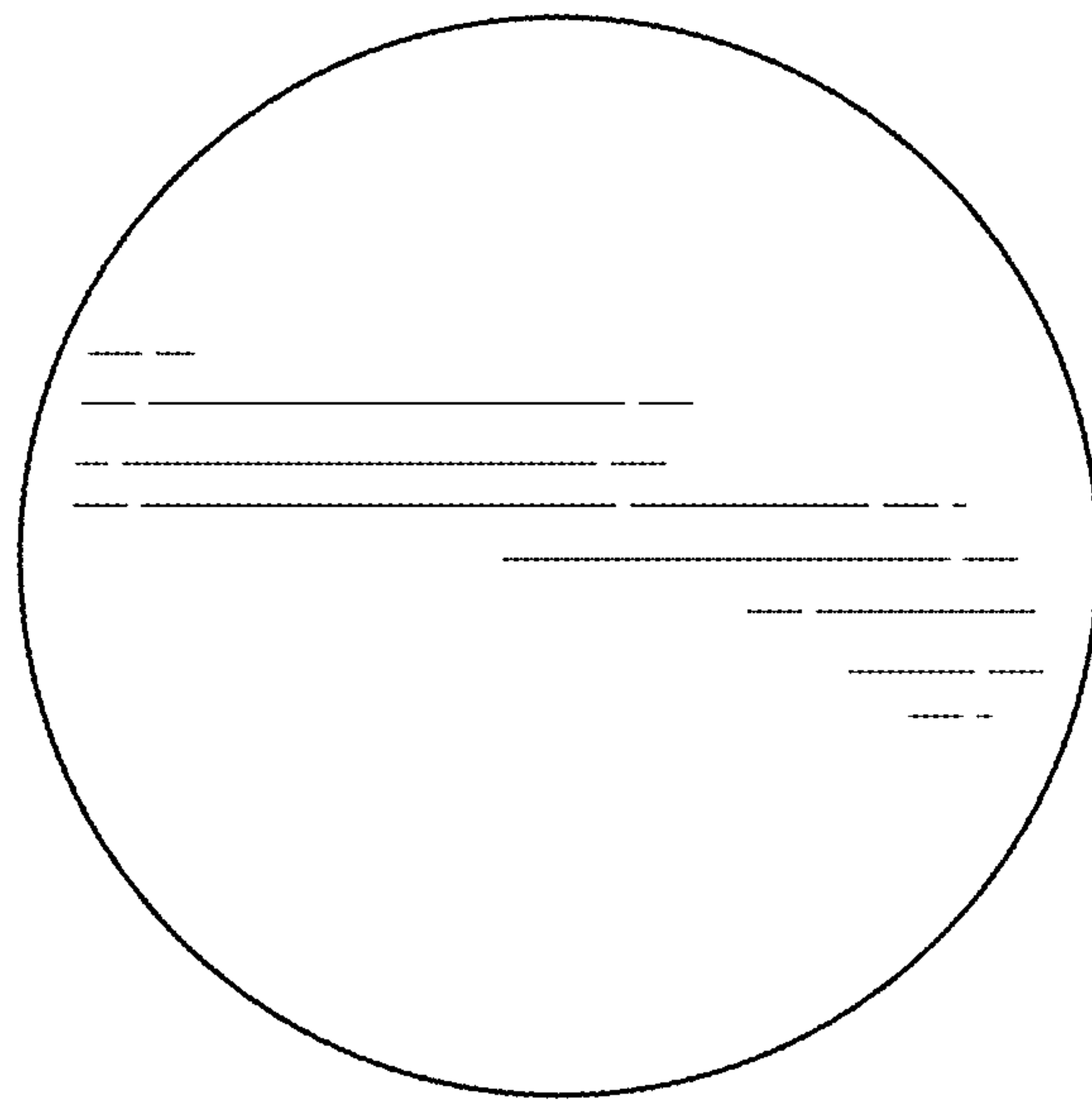


FIG.7




FIG.8