



US00D901952S

(12) **United States Design Patent**
Tuang

(10) **Patent No.:** **US D901,952 S**
(45) **Date of Patent:** **** Nov. 17, 2020**

(54) **GARMENT RACK**
(71) Applicant: **EP Family Corp**, Walnut, CA (US)
(72) Inventor: **Bao-Yi Tuang**, Walnut, CA (US)
(**) Term: **15 Years**
(21) Appl. No.: **29/693,546**
(22) Filed: **Jun. 3, 2019**
(51) **LOC (12) Cl.** **20-02**
(52) **U.S. Cl.**
USPC **D6/681**
(58) **Field of Classification Search**
USPC D6/672, 675, 675.1, 675.2, 675.3, 675.4,
D6/675.5, 681, 681.1, 681.2, 681.3,
D6/682.4, 682.6, 315
CPC A47B 43/00; A47B 45/00; A47B 46/00;
A47B 47/00; A47B 47/02; A47B 47/021;
A47B 61/00; A47B 61/02; A47F 5/00;
A47F 5/0031; A47F 5/01; A47F 5/0807;
A47F 5/13; A47F 7/19; A47F 7/24; A47G
25/06
See application file for complete search history.

(56) **References Cited**

U.S. PATENT DOCUMENTS

1,661,667 A * 3/1928 Mallach A47F 7/24
135/151
2,793,764 A * 5/1957 Stork A47F 7/24
211/204
2,798,618 A * 7/1957 Singer A47G 25/0664
211/204
3,146,892 A * 9/1964 White A47F 7/24
211/204
3,246,768 A * 4/1966 Carlos A47F 7/24
211/204
3,303,938 A * 2/1967 Solomon A47F 7/24
211/182
3,620,377 A * 11/1971 Holtz A47G 25/0664
211/206
3,705,731 A * 12/1972 Berchak B62B 3/02
280/651

3,918,591 A * 11/1975 Cooper A47F 5/108
211/204
4,054,209 A * 10/1977 Solomon A47F 7/24
211/208
4,164,288 A * 8/1979 Okazaki A47F 5/13
211/207
5,090,725 A * 2/1992 Feldner B62B 3/02
211/189
5,617,962 A * 4/1997 Chen A47G 25/0664
211/204

(Continued)

OTHER PUBLICATIONS

Simple Houseware Industrial Pipe Clothing Garment Rack with Bottom Shelves, https://www.amazon.com/Simple-Houseware-Industrial-Clothing-Garment/dp/B07D5ML7LZ/ref=sr_1_8?dchild=1&keywords=simple%2Bhouseware%2Bgarment%2Bbrack&qid=1598970851&s=home-garden&sr=1-8&th=1 (Year: 2018).*

Primary Examiner — Steven J Cxyz
(74) *Attorney, Agent, or Firm* — Tommy S F Wang;
Wang IP Law Group, P.C.

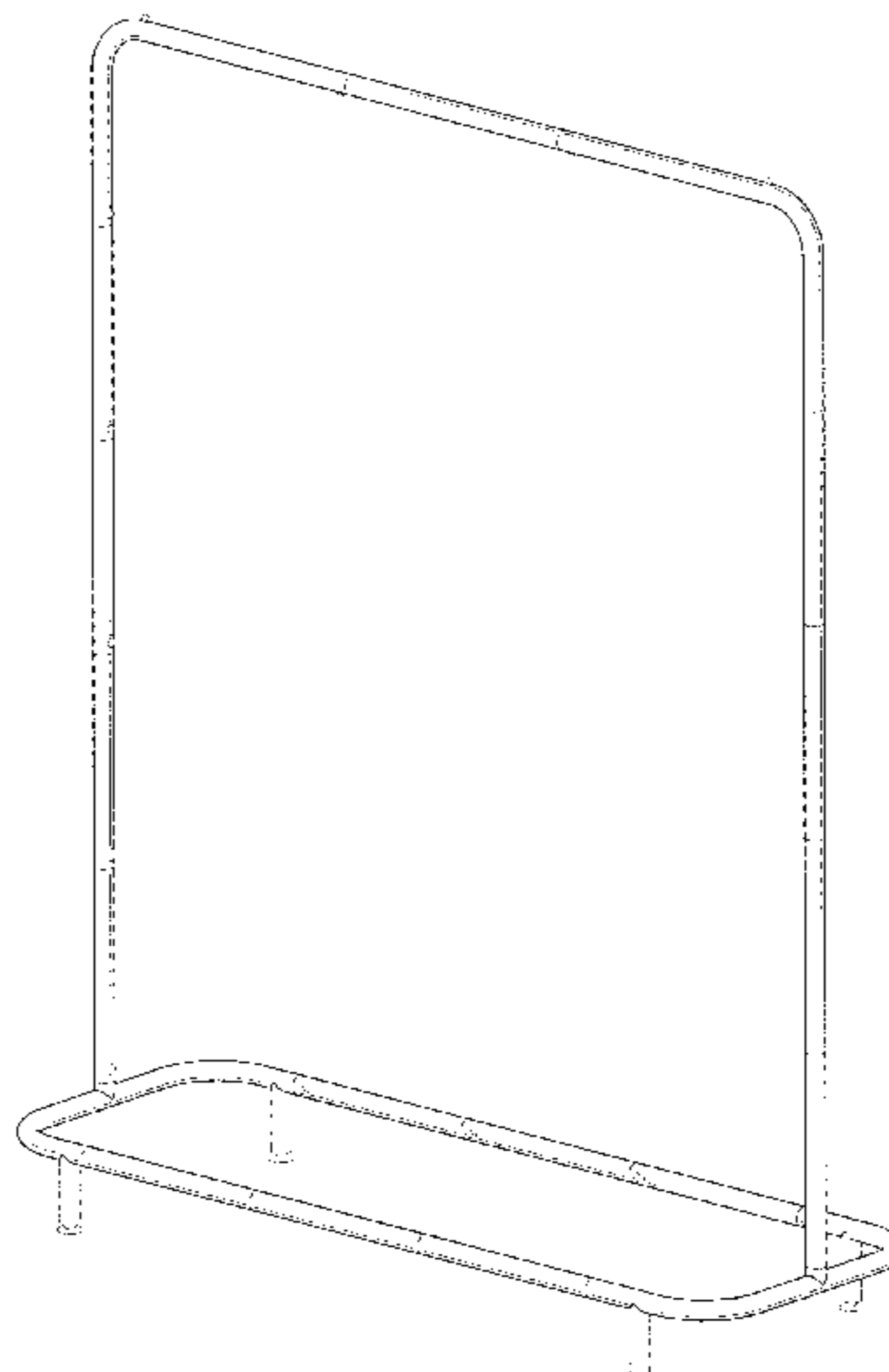
(57) **CLAIM**

The ornamental design for a garment rack, as shown and described.

DESCRIPTION

FIG. 1 is a perspective view of a garment rack showing my new design;
FIG. 2 is a front view thereof;
FIG. 3 is a rear view thereof;
FIG. 4 is a left side view thereof;
FIG. 5 is a right side view thereof;
FIG. 6 is a top view thereof; and,
FIG. 7 is a bottom view thereof.
The broken line portions of the garment rack in FIGS. 1-7 represent unclaimed portions of the claimed design and form no part thereof.

1 Claim, 6 Drawing Sheets



(56)

References Cited

U.S. PATENT DOCUMENTS

5,685,440 A *	11/1997	Mason	A47F 5/13	211/189	D753,940 S *	4/2016	Ruiz	D6/681
5,718,344 A *	2/1998	Joldeson	A47F 5/13	211/182	D785,381 S *	5/2017	Johnson	D6/681
6,401,948 B1 *	6/2002	Huang	A47F 5/137	211/206	D785,979 S *	5/2017	Snider	D6/675.1
D470,685 S *	2/2003	Chang	D6/681.1	211/206	9,648,949 B1 *	5/2017	Penaflo	B60J 11/06
D474,350 S *	5/2003	Sardis	D6/681.1	211/206	D809,835 S *	2/2018	Greenspon	D6/681
6,626,307 B1 *	9/2003	Lin	A47G 25/0664	211/206	D827,342 S *	9/2018	Stukenberg	D6/681
6,644,484 B1 *	11/2003	Sardis	A47B 43/00	211/189	10,264,878 B1 *	4/2019	Liu	A47B 88/40
6,745,909 B1 *	6/2004	Lai	A47G 25/0664	211/204	10,337,136 B1 *	7/2019	Fallah	A47B 61/02
7,077,277 B2 *	7/2006	Wang	A47B 91/02	182/186.7	D887,188 S *	6/2020	Felsenthal	D6/681.2
D537,266 S *	2/2007	Ward	D6/681.1	211/206	D889,171 S *	7/2020	Cao	D6/681.2
7,946,434 B1 *	5/2011	Greenspon	A47G 25/0685	211/85.3	2004/0129661 A1 *	7/2004	Segall	A47G 25/0664
8,672,147 B2 *	3/2014	Lam	A47F 7/18	211/149	2006/0065615 A1 *	3/2006	Wang	A47G 25/0664
8,936,166 B2 *	1/2015	Hornsby	A47G 25/0685	211/85.3	2007/0163974 A1 *	7/2007	Lai	A47G 25/0664
D736,548 S *	8/2015	Hornsby	D6/681.1	211/201	2007/0272642 A1 *	11/2007	Baptiste	A47B 43/00
					211/206	2008/0029473 A1 *	2/2008	Hu	A47G 25/0664
					211/206	2012/0074082 A1 *	3/2012	Hornsby	A47G 25/0685
					211/85.3	2015/0008201 A1 *	1/2015	Qiang	D06F 57/06
					211/85.3	2015/0176899 A1 *	6/2015	Jacques	A47B 61/04
					211/85.7	2016/0235231 A1 *	8/2016	Lai	A47G 25/0664

* cited by examiner

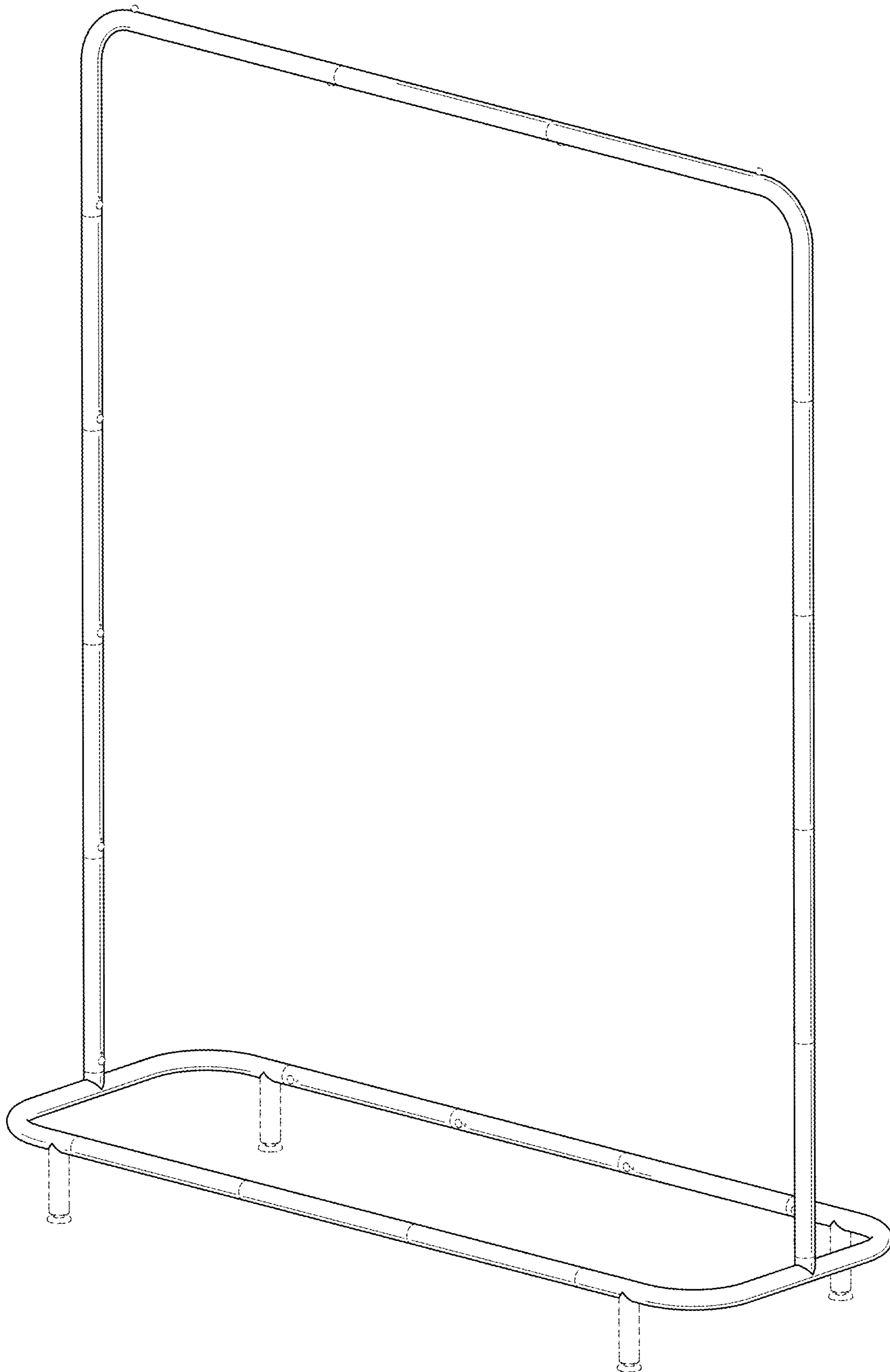


FIG. 1




FIG. 2




FIG. 3

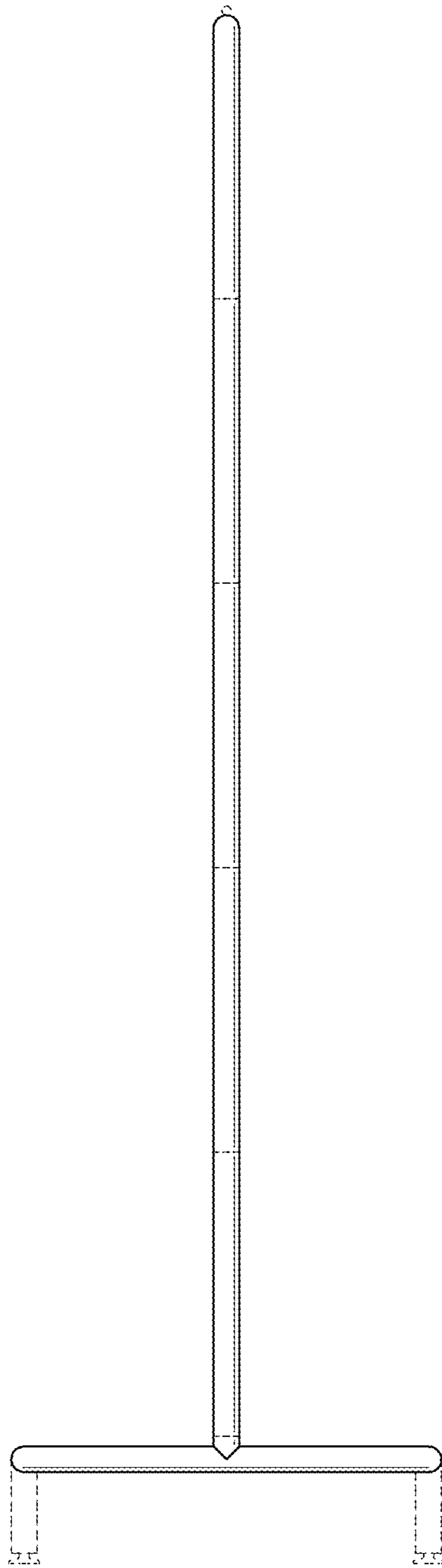


FIG. 4

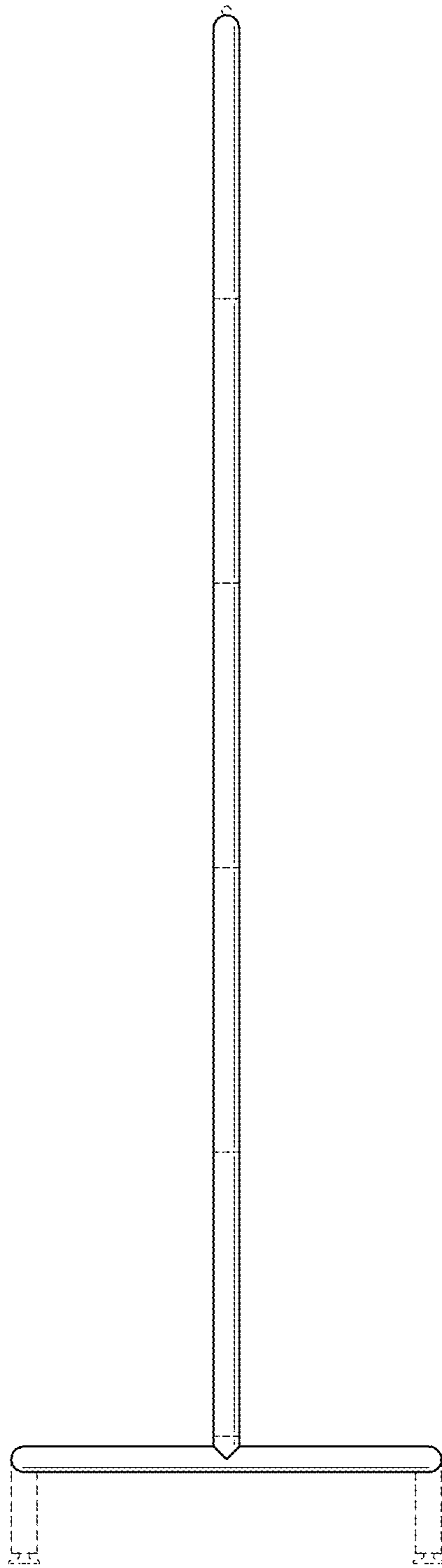


FIG. 5

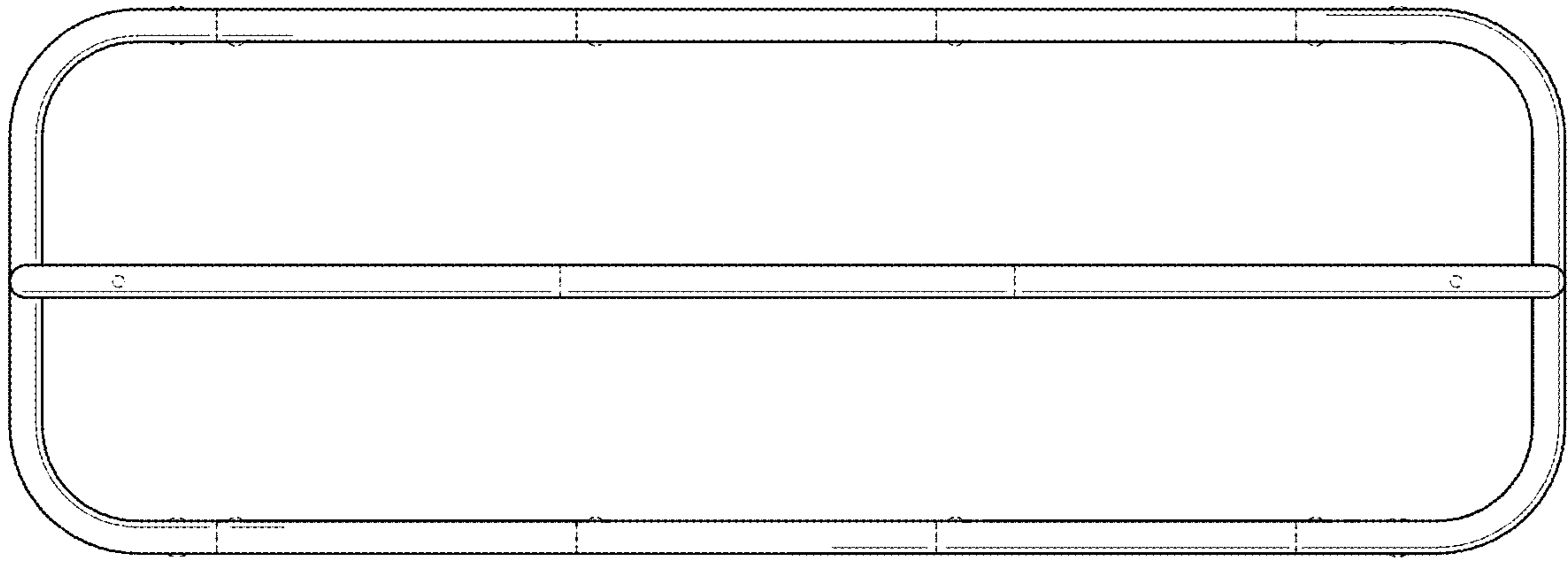


FIG. 6

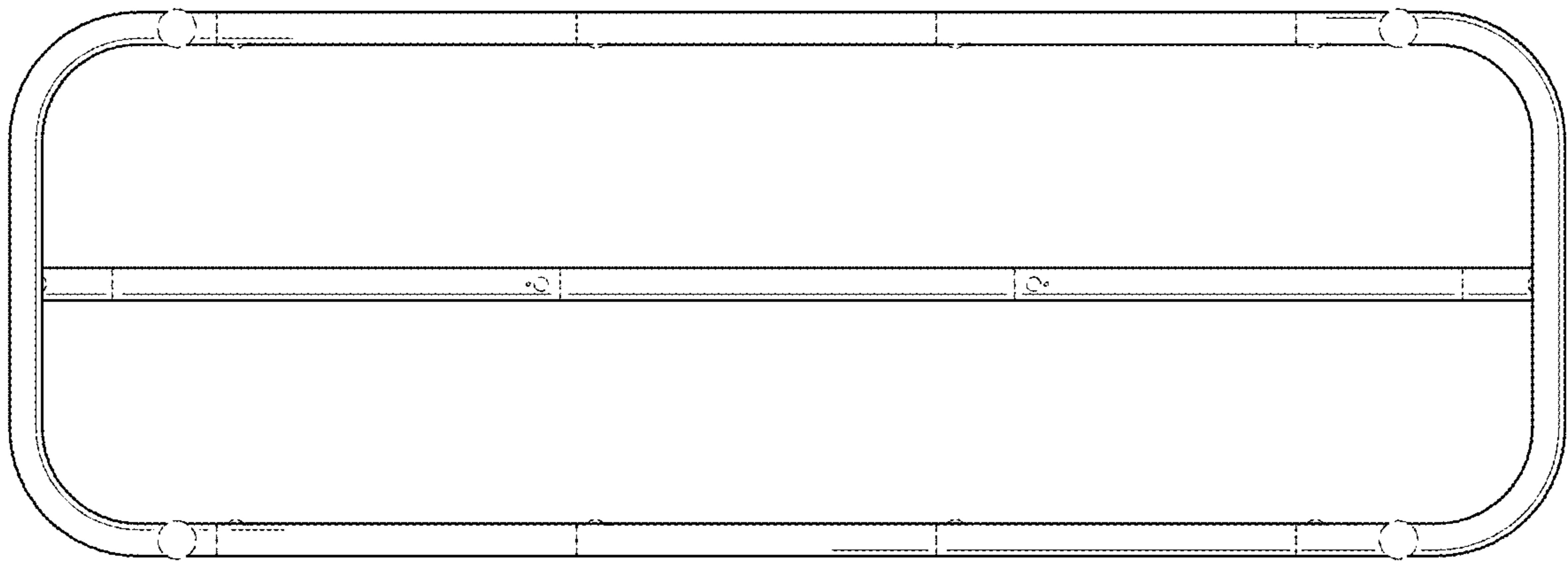


FIG. 7