



US00D901946S

(12) **United States Design Patent** (10) **Patent No.:** **US D901,946 S**  
**Egger** (45) **Date of Patent:** **\*\* Nov. 17, 2020**

(54) **TABLE**

(71) Applicant: **YAASA Living AG**, St. Gallen (CH)  
(72) Inventor: **Stephan Egger**, Speicher (CH)  
(73) Assignee: **YAASA LIVING AG**, St. Gallen (CH)  
(\*\*) Term: **15 Years**  
(21) Appl. No.: **29/667,278**  
(22) Filed: **Oct. 19, 2018**

(30) **Foreign Application Priority Data**

Apr. 27, 2018 (EM) ..... 005251386-0001  
Apr. 27, 2018 (EM) ..... 005251386-0002  
(Continued)

(51) **LOC (12) Cl.** ..... **06-03**  
(52) **U.S. Cl.**  
USPC ..... **D6/656.17**  
(58) **Field of Classification Search**  
USPC .... D6/641, 642, 656, 656.1, 656.13–656.15,  
D6/656.19, 685, 686, 691, 691.1–691.9  
(Continued)

(56) **References Cited**

U.S. PATENT DOCUMENTS

D299,798 S \* 2/1989 Sottsas ..... D6/656.16  
D322,729 S \* 12/1991 Diffrient ..... D6/656.17  
(Continued)

*Primary Examiner* — Mary Ann Calabrese

(74) *Attorney, Agent, or Firm* — Fitch, Even, Tabin & Flannery, LLP

(57) **CLAIM**

The ornamental design for a table, as shown and described.

**DESCRIPTION**

FIG. 1 is a rear upper perspective view for a table, showing my new design;

FIG. 2 is a top view of the table shown in FIG. 1;  
FIG. 3 is a left side elevational view of the table shown in FIG. 1;  
FIG. 4 is a right side elevational view of the table shown in FIG. 1;  
FIG. 5 is a rear elevational view of the table shown in FIG. 1;  
FIG. 6 is a front elevational view of the table shown in FIG. 1;  
FIG. 7 is a bottom view of the table shown in FIG. 1;  
FIG. 8 is a rear upper perspective view of a second embodiment for a table, showing my new design;  
FIG. 9 is a top view of the table shown in FIG. 8;  
FIG. 10 is a left side elevational view of the table shown in FIG. 8;  
FIG. 11 is a right side elevational view of the table shown in FIG. 8;  
FIG. 12 is a rear elevational view of the table shown in FIG. 8;  
FIG. 13 is a front elevational view of the table shown in FIG. 8;  
FIG. 14 is a bottom view of the table shown in FIG. 8;  
FIG. 15 is a rear upper perspective view of a third embodiment for a table, showing my new design;  
FIG. 16 is a top view of the table shown in FIG. 15;  
FIG. 17 is a left side elevational view of the table shown in FIG. 15;  
FIG. 18 is a right side elevational view of the table shown in FIG. 15;  
FIG. 19 is a rear elevational view of the table shown in FIG. 15;  
FIG. 20 is a front elevational view of the table shown in FIG. 15;  
FIG. 21 is a bottom view of the table shown in FIG. 15;  
FIG. 22 is a rear upper perspective view of a fourth embodiment for a table, showing my new design;  
FIG. 23 is a top view of the table shown in FIG. 22;  
FIG. 24 is a left side elevational view of the table shown in FIG. 22;  
FIG. 25 is a right side elevational view of the table shown in FIG. 22;  
FIG. 26 is a rear elevational view of the table shown in FIG. 22;

(Continued)

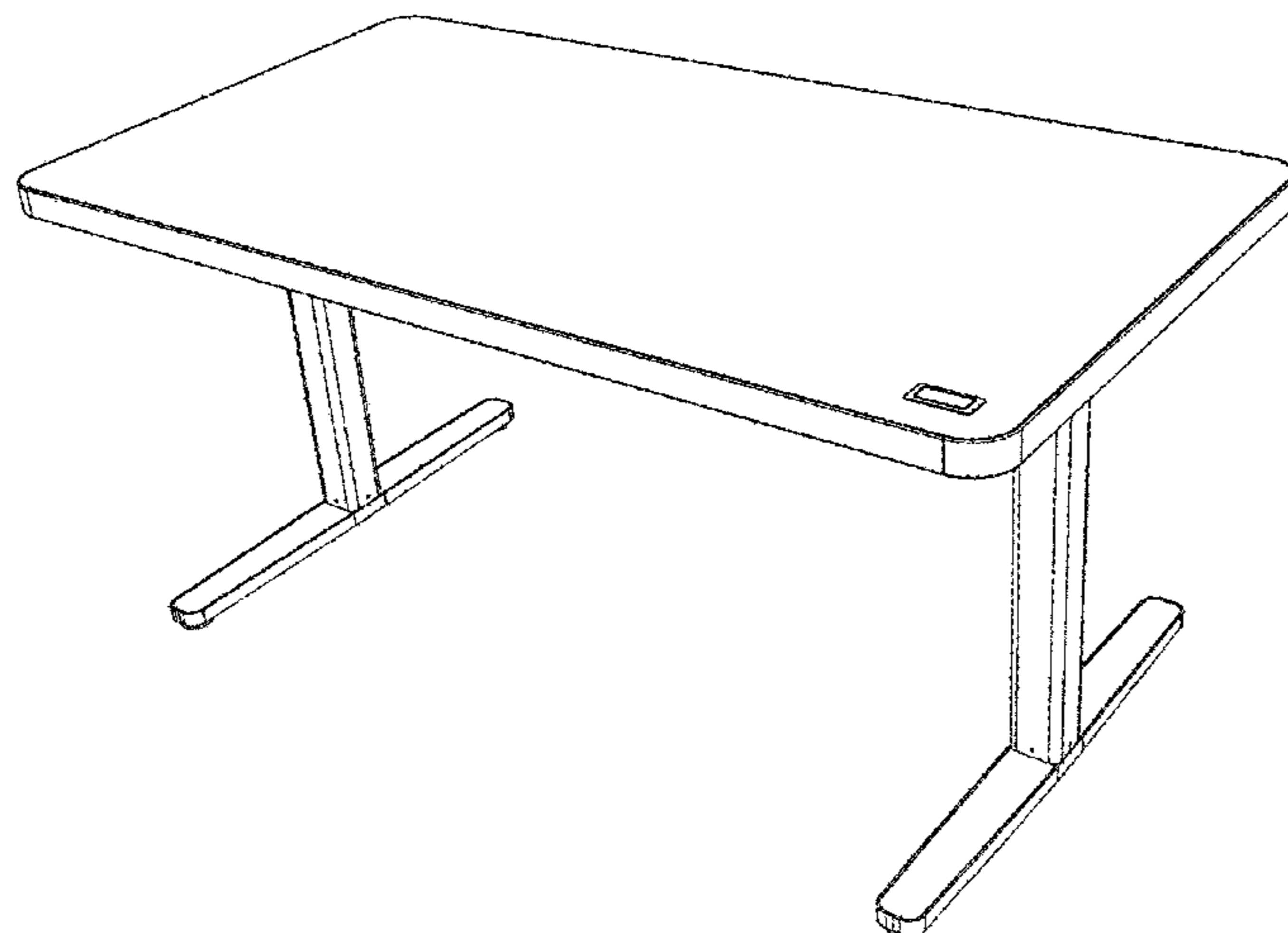


FIG. 27 is a front elevational view of the table shown in FIG. 22; and,  
FIG. 28 is a bottom view of the table shown in FIG. 22.

**1 Claim, 28 Drawing Sheets**

(30) **Foreign Application Priority Data**

Apr. 27, 2018 (EM) ..... 005251386-0003  
Apr. 27, 2018 (EM) ..... 005251386-0004

(58) **Field of Classification Search**

CPC .. A47B 7/00; A47B 9/00; A47B 13/00; A47B  
13/02; A47B 13/04; A47B 13/06; A47B  
13/08; A47B 13/10; A47B 17/00; A47B  
19/00; A47B 21/00; A47B 2200/0001;  
A47B 2200/0011; A47B 2200/002; A47B  
2200/0029; A47B 2200/0035

See application file for complete search history.

(56) **References Cited**

U.S. PATENT DOCUMENTS

D710,133 S \* 8/2014 Scharer ..... D6/656.17  
D877,544 S \* 3/2020 Hu ..... D6/656.16  
D879,514 S \* 3/2020 Goldberg ..... D6/656.16  
2016/0170402 A1\* 6/2016 Lindstrom ..... A47B 21/02  
700/275  
2017/0251806 A1\* 9/2017 Newman ..... H01R 25/006  
2019/0298055 A1\* 10/2019 Yamamoto ..... A47B 9/20  
2019/0328130 A1\* 10/2019 Egger ..... A47B 3/06

\* cited by examiner

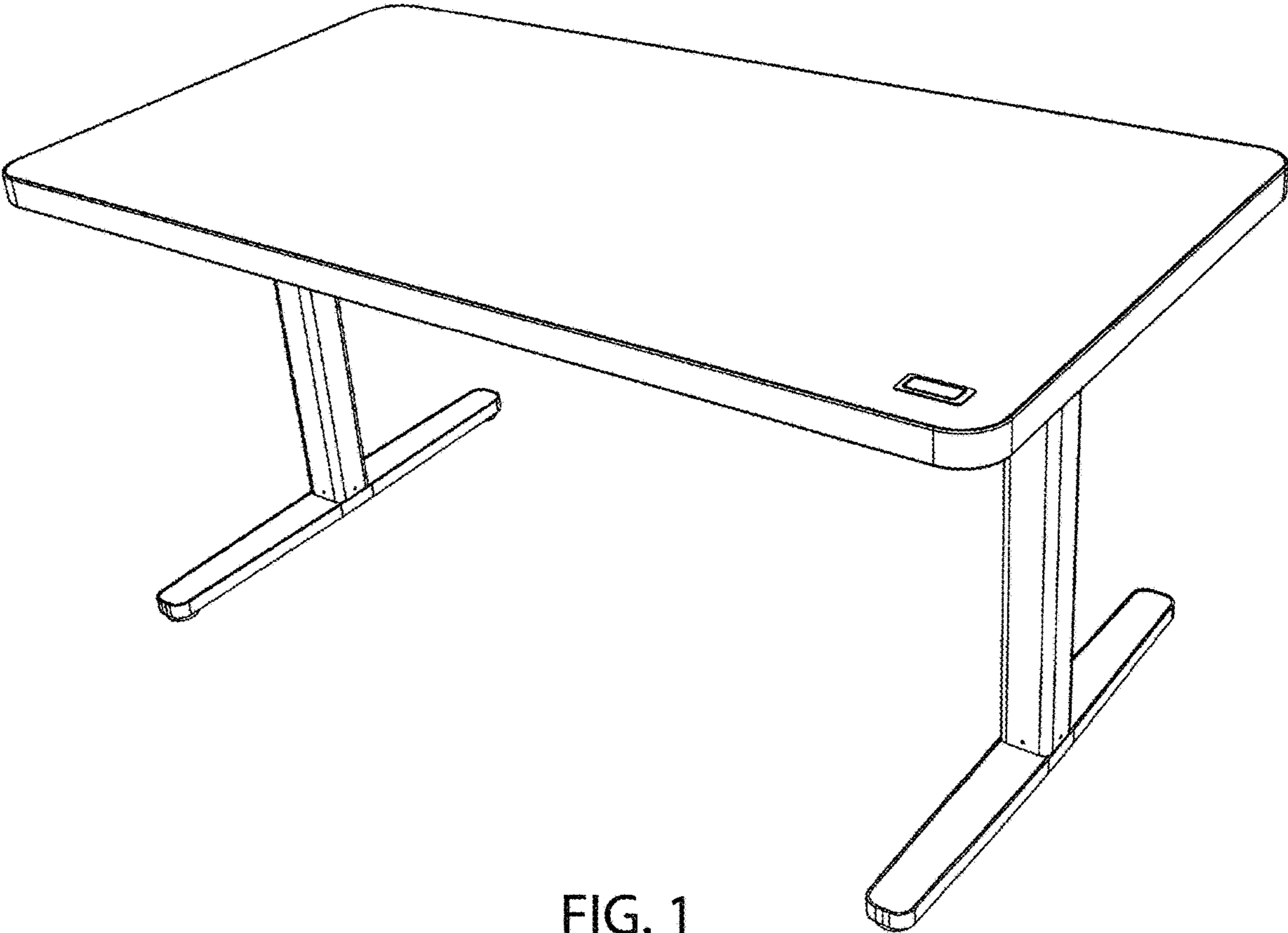


FIG. 1




FIG. 2

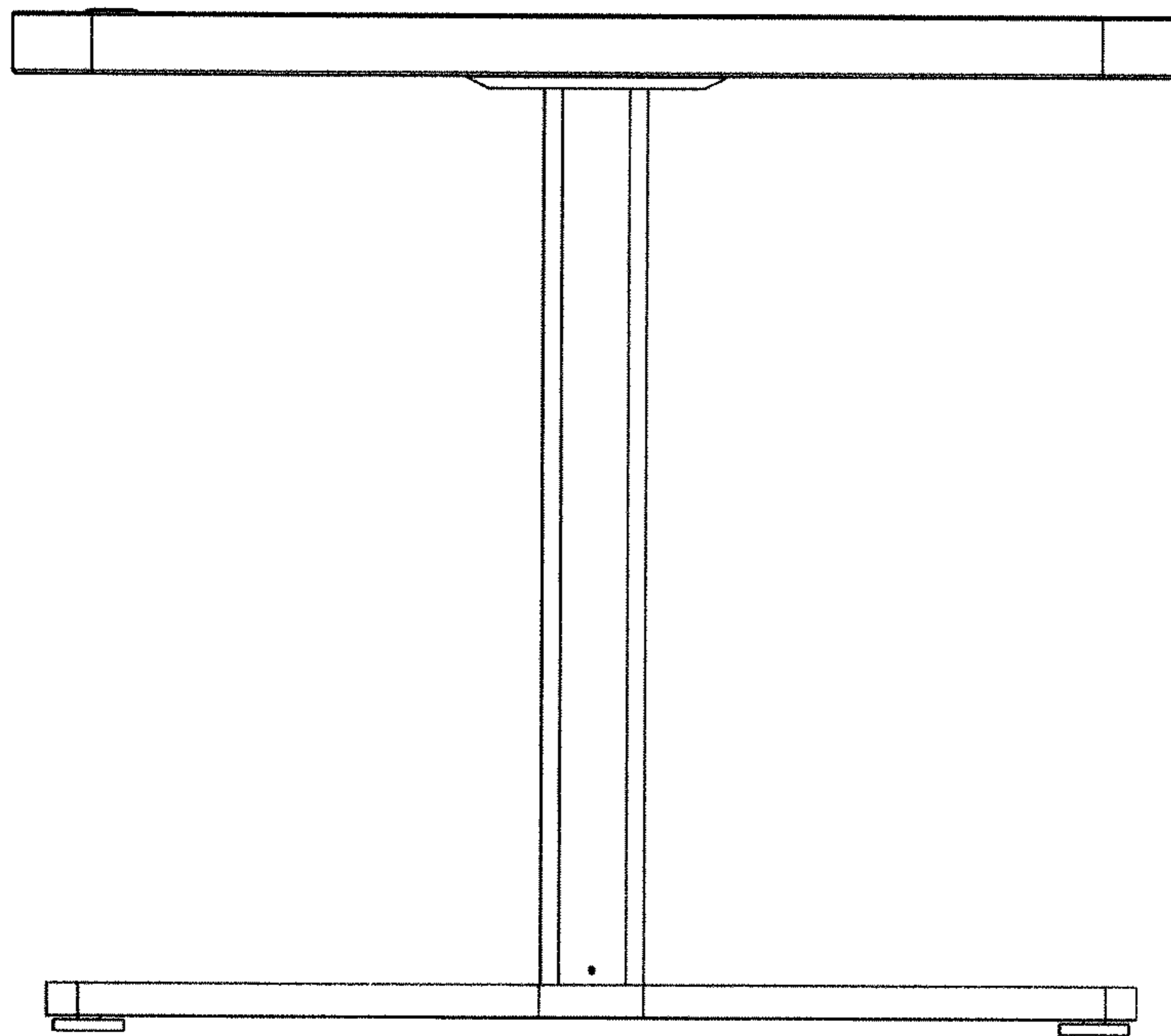


FIG. 3

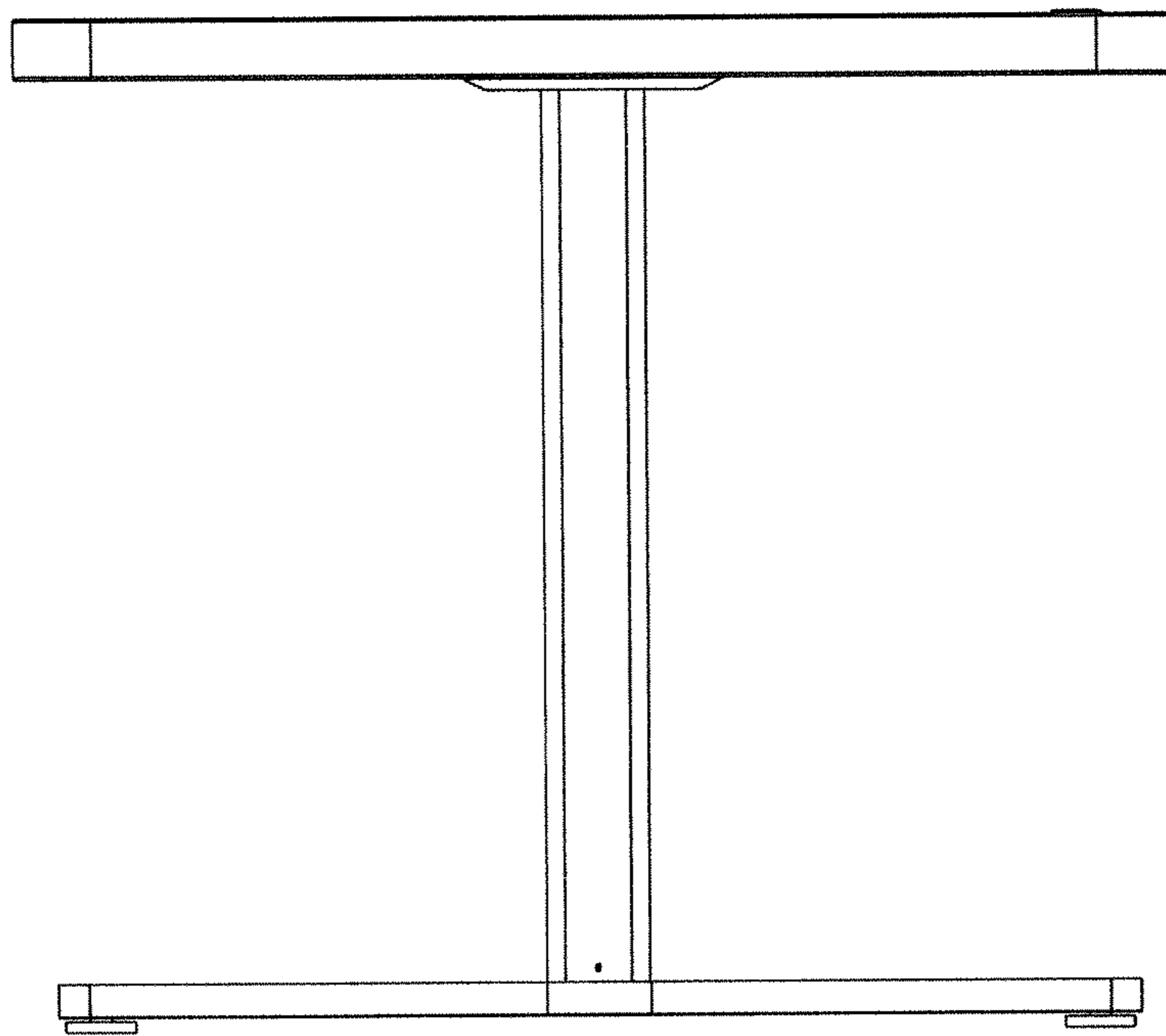


FIG. 4




FIG. 5




FIG. 6



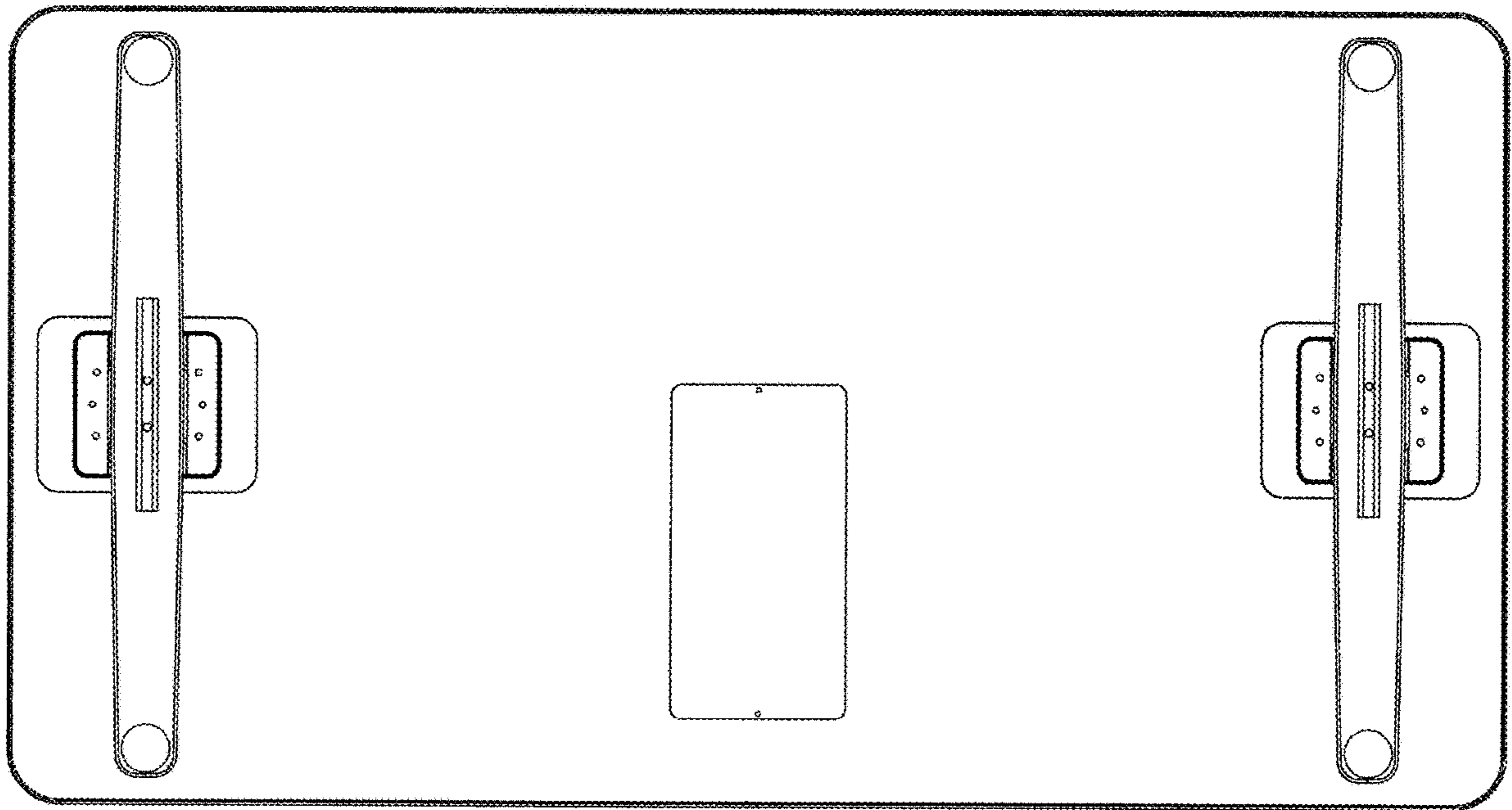


FIG. 7



FIG. 8




FIG. 9

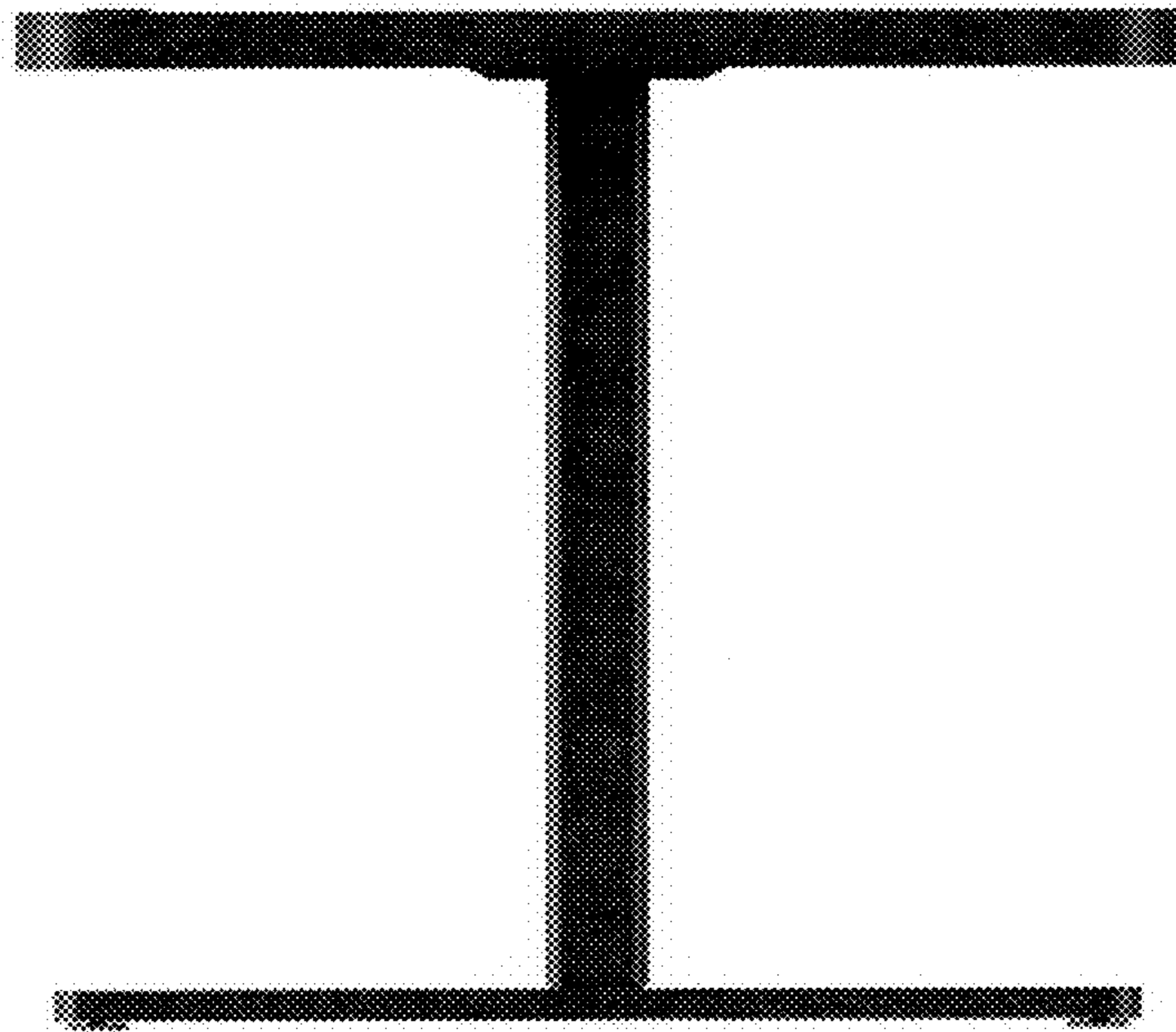


FIG. 10

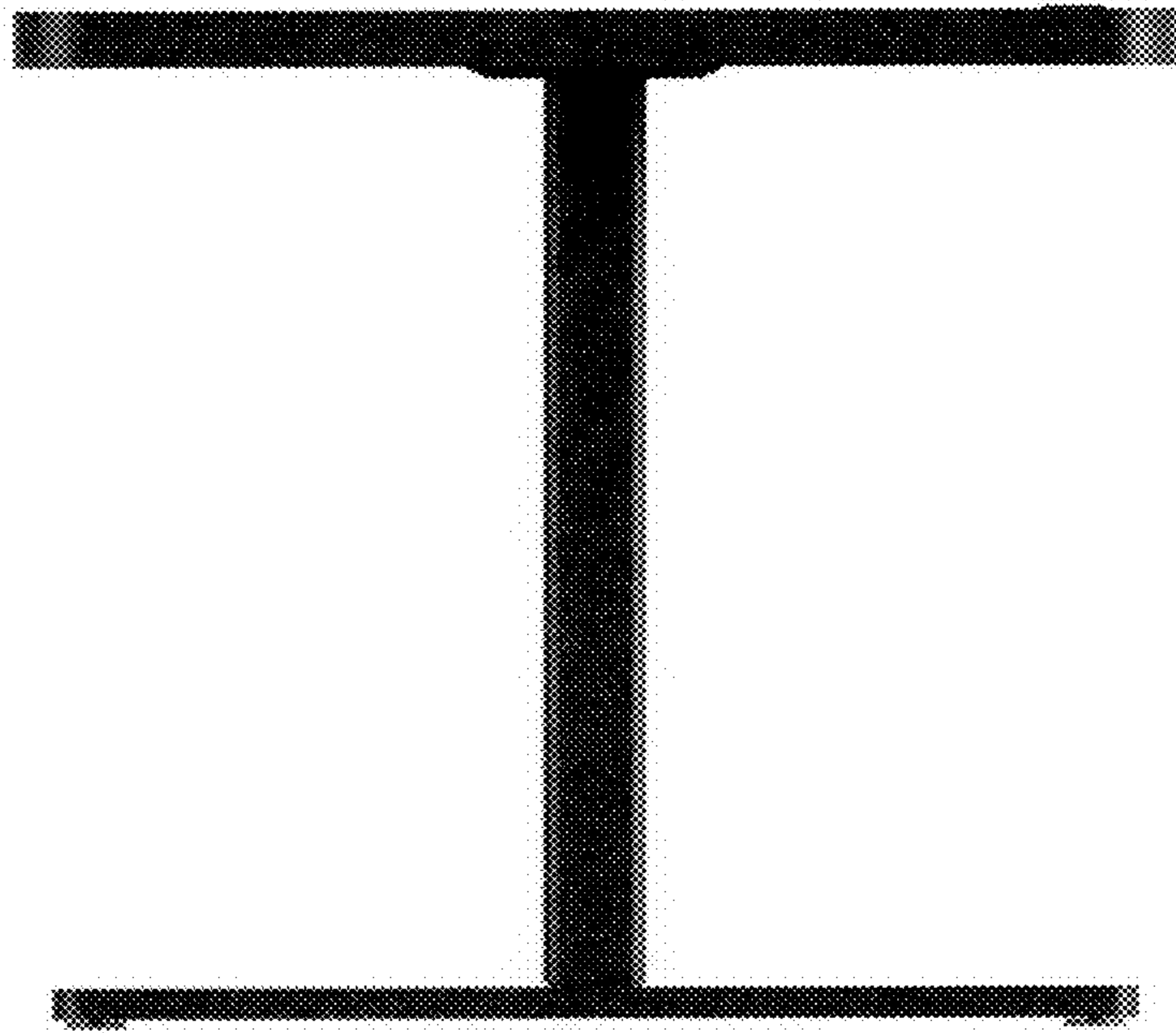


FIG. 11




FIG. 12




FIG. 13





FIG. 14





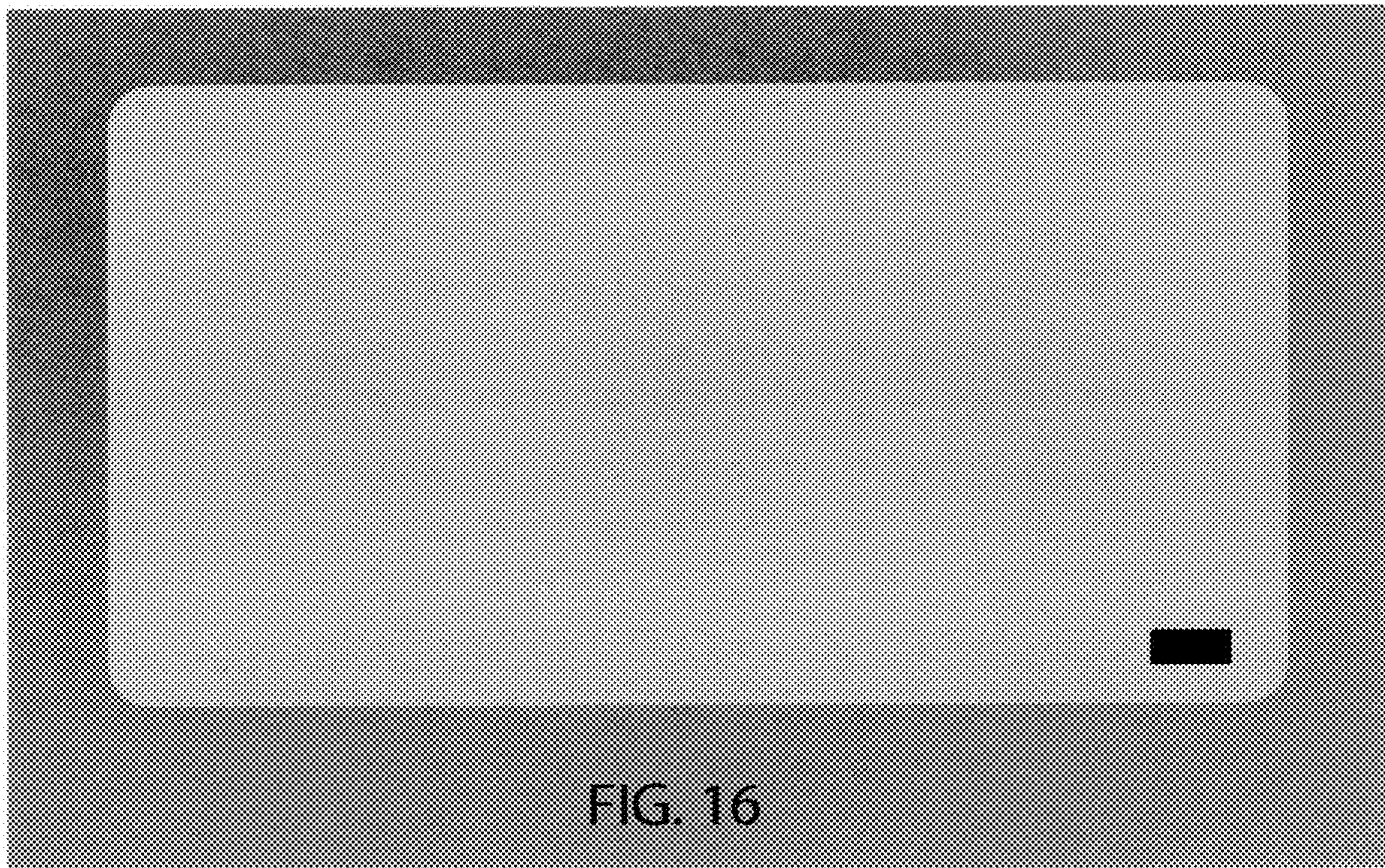


FIG. 16




FIG. 17




FIG. 18




FIG. 19




FIG. 20




FIG. 21




FIG. 22






FIG. 23




FIG. 24






FIG. 25








FIG. 28