



US00D901940S

(12) **United States Design Patent** (10) **Patent No.:** **US D901,940 S**  
**Ghodsi et al.** (45) **Date of Patent:** **\*\* Nov. 17, 2020**

- (54) **PATIENT SUPPORT**
- (71) Applicant: **Stryker Corporation**, Kalamazoo, MI (US)
- (72) Inventors: **Seyed Behrad Ghodsi**, Portage, MI (US); **Justin Jon Raymond**, Jackson, MI (US)
- (73) Assignee: **Stryker Corporation**, Kalamazoo, MI (US)
- (\*\*) Term: **15 Years**
- (21) Appl. No.: **29/664,890**
- (22) Filed: **Sep. 28, 2018**
- (51) **LOC (12) Cl.** ..... **06-09**
- (52) **U.S. Cl.**  
USPC ..... **D6/601**; D24/184
- (58) **Field of Classification Search**  
USPC ..... D6/595, 596, 601, 604, 718.26;  
D30/118; D23/277; D21/809; D24/183,  
D24/184  
CPC ..... A47G 2009/1018; A47G 9/10; A47G  
9/1063; A47G 9/1072; A47G 9/109;  
A47C 20/026; A47C 17/00; A47C 27/08;  
A61G 7/00; A61G 7/05; A61G 7/05715;  
A61G 7/05792; A47D 9/00; A47D 13/02;  
A47D 15/00  
See application file for complete search history.

- 4,605,582 A 8/1986 Sias et al.
- D285,512 S \* 9/1986 Bool ..... D6/596
- 4,665,573 A 5/1987 Fiore
- 4,947,500 A 8/1990 Seiler
- 4,964,183 A \* 10/1990 LaForce, Jr. .... A47C 1/14  
4/538

(Continued)

**FOREIGN PATENT DOCUMENTS**

- WO 9507679 A2 3/1995
- WO 02065877 A1 8/2002
- WO 2013086197 A1 6/2013

**OTHER PUBLICATIONS**

Stryker Medical IsoTour Patient Support Surface (on-line), no date available. Retrieved from Internet Feb. 11, 2020, URL: <https://competition.adesignaward.com/gooddesign.php?ID=75618> (6 pages).\*

(Continued)

*Primary Examiner* — Kimberly Barnes  
(74) *Attorney, Agent, or Firm* — Howard & Howard Attorneys PLLC

(57) **CLAIM**

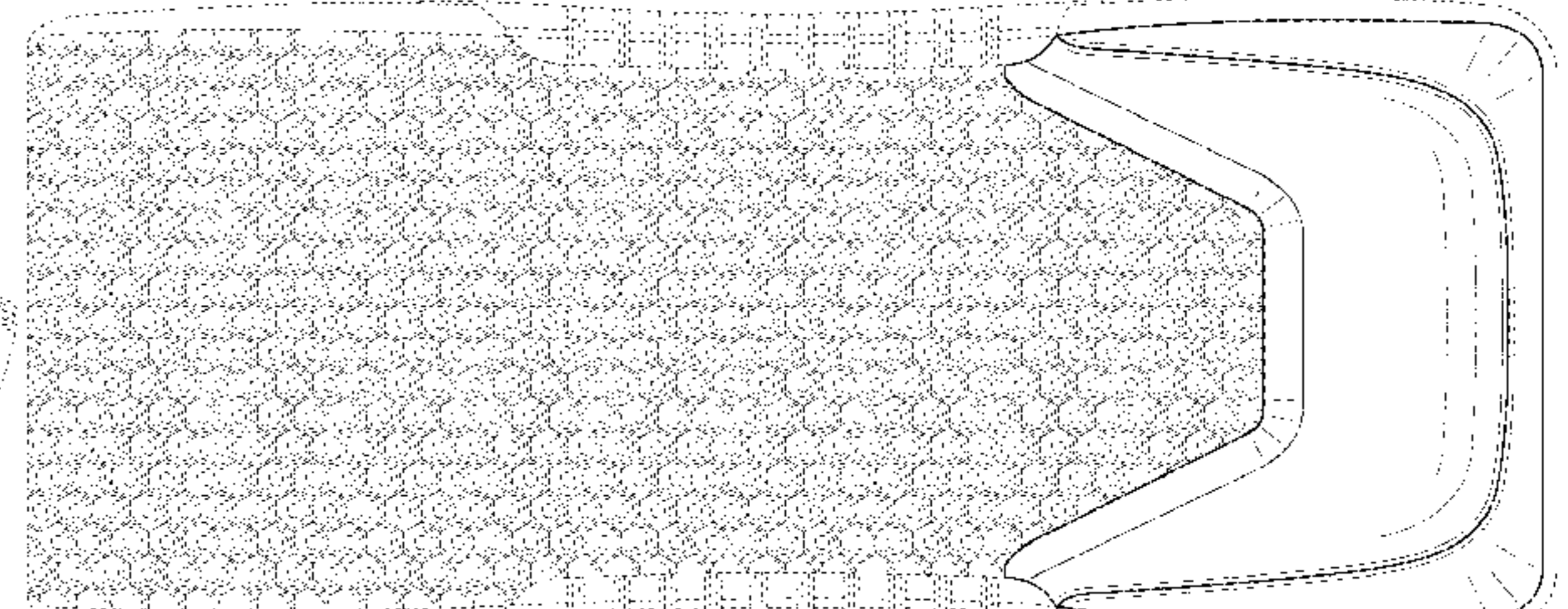
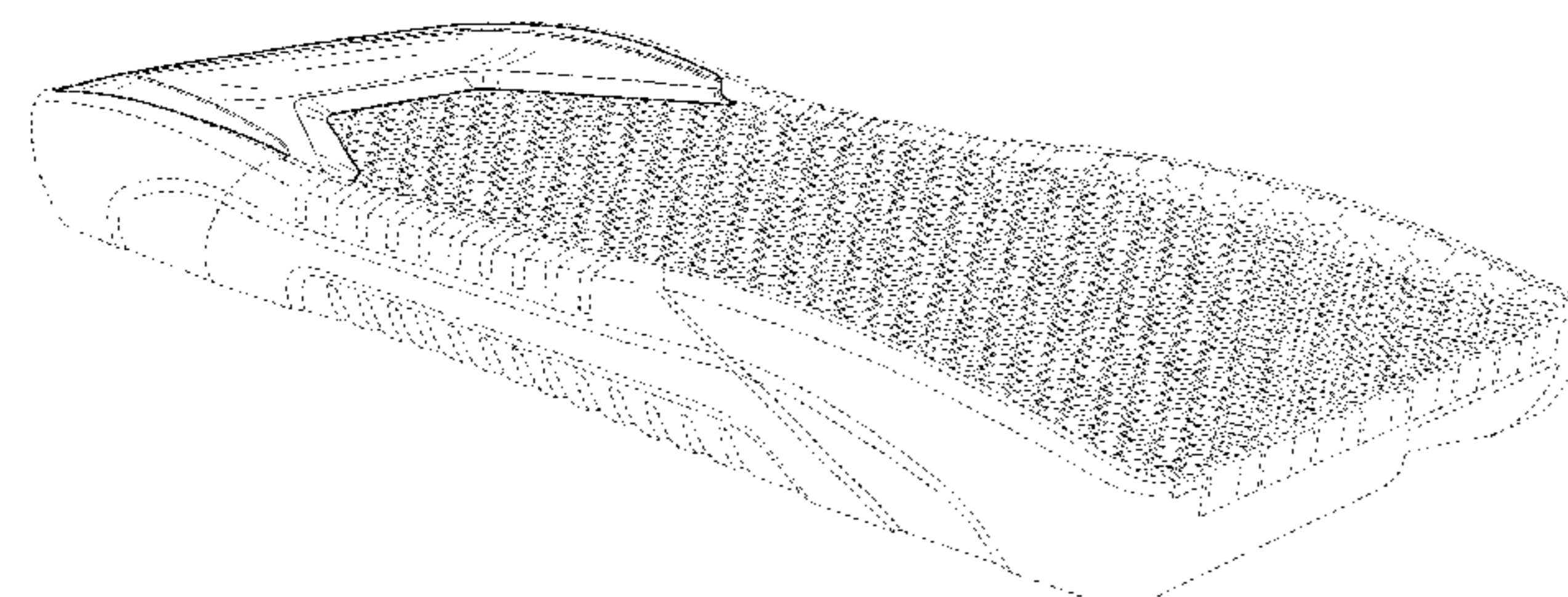
The ornamental design for a patient support, as shown and described.

**DESCRIPTION**

FIG. 1 is a top front, left side, perspective view of a patient support showing our new design.  
FIG. 2 is a top view thereof.  
FIG. 3 is a bottom view thereof.  
FIG. 4 is a right side view thereof.  
FIG. 5 is a left side view thereof.  
FIG. 6 is a top front, perspective view thereof; and,  
FIG. 7 is a rear view thereof.  
The broken lines in the drawings illustrate portions of the patient support that form no part of the claimed design.

**1 Claim, 5 Drawing Sheets**

- (56) **References Cited**  
**U.S. PATENT DOCUMENTS**  
1,235,669 A \* 8/1917 Eggers ..... A61B 46/30  
604/357  
3,254,348 A 6/1966 Addario  
D207,081 S \* 2/1967 Katzfey et al. .... D24/183  
3,940,811 A 3/1976 Tomikawa et al.  
D246,816 S 1/1978 Tam et al.  
4,336,621 A 6/1982 Schwartz et al.  
D275,322 S 8/1984 Nakao et al.



(56)

References Cited

U.S. PATENT DOCUMENTS

5,007,124 A	4/1991	Raburn et al.	8,572,778 B2	11/2013	Newkirk et al.
5,109,559 A	5/1992	West	8,601,620 B2	12/2013	Romano et al.
5,179,742 A	1/1993	Oberle	8,620,477 B2	12/2013	Skinner et al.
5,180,619 A	1/1993	Landi et al.	8,628,067 B2	1/2014	Pearce et al.
5,280,657 A	1/1994	Stagg	8,661,588 B1 *	3/2014	Leach ..... A47D 1/00 5/655
D353,446 S *	12/1994	Wheeler ..... D23/280.1	8,689,373 B2	4/2014	Caines
D354,876 S *	1/1995	Pace ..... D6/596	8,712,591 B2	4/2014	Receveur
5,482,355 A	1/1996	Franzen, Jr.	8,745,788 B2	6/2014	Bhai
5,491,854 A	2/1996	Music	8,844,079 B2	9/2014	Skinner et al.
5,611,096 A	3/1997	Bartlett et al.	8,845,562 B2	9/2014	Receveur et al.
5,617,595 A	4/1997	Landi et al.	8,918,930 B2	12/2014	Stroh et al.
5,630,238 A	5/1997	Weismiller et al.	8,919,750 B2	12/2014	Pearce et al.
5,794,289 A	8/1998	Wortman et al.	D723,839 S	3/2015	Bond et al.
D408,539 S	4/1999	Simpkins	9,009,892 B2	4/2015	Lachenbruch et al.
D419,495 S *	1/2000	Muhanna ..... 5/706	9,049,943 B2	6/2015	Caminade et al.
6,115,861 A	9/2000	Reeder et al.	D735,876 S	8/2015	Wolff
6,269,504 B1	8/2001	Romano et al.	9,107,511 B2	8/2015	Skinner et al.
6,286,166 B1	9/2001	Henley et al.	D745,682 S	12/2015	Ziegler
6,367,106 B1	4/2002	Gronsmann	9,320,664 B2	4/2016	Newkirk et al.
D461,900 S	8/2002	Siepmann et al.	9,358,168 B2	6/2016	Williamson et al.
6,430,766 B1	8/2002	Henley et al.	9,414,977 B2	8/2016	Ponsi et al.
D483,088 S *	12/2003	Zheng ..... D21/803	9,462,893 B2	10/2016	Romano et al.
6,658,676 B1	12/2003	Persson et al.	9,526,348 B2	12/2016	Richards et al.
D486,344 S *	2/2004	Ku ..... D6/596	9,526,349 B2	12/2016	Lafleche et al.
6,687,937 B2	2/2004	Harker	9,549,619 B2 *	1/2017	Hashiba ..... A47G 9/10
D487,373 S *	3/2004	Ku ..... D6/604	9,655,457 B2	5/2017	Meyer et al.
6,701,556 B2	3/2004	Romano et al.	9,707,141 B2	7/2017	Bobey et al.
6,701,558 B2	3/2004	VanSteenburg	9,737,153 B2 *	8/2017	Chaffee ..... A47C 7/021
6,718,584 B2	4/2004	Rabaiotti et al.	9,782,312 B2 *	10/2017	Brubaker ..... A61G 7/05776
6,735,799 B1	5/2004	Ellis et al.	9,849,051 B2	12/2017	Newkirk et al.
6,829,796 B2	12/2004	Salvatini et al.	9,907,408 B2	3/2018	Vrzalik et al.
D501,112 S *	1/2005	Kasatshko ..... D21/809	9,907,718 B2	3/2018	Weitzel et al.
D502,350 S	3/2005	O'Reagan	9,913,770 B2	3/2018	Lachenbruch et al.
7,060,213 B2	6/2006	Pearce	D816,237 S	4/2018	Roberts
D524,086 S	7/2006	Garrigues	9,943,172 B2	4/2018	Lachenbruch et al.
7,191,480 B2	3/2007	Romano et al.	D839,982 S *	2/2019	Berenson ..... D21/803
7,191,482 B2	3/2007	Romano et al.	D855,817 S	8/2019	Kessler
D551,484 S *	9/2007	Kasatshko ..... D6/604	D877,915 S *	3/2020	Ghodsi ..... D24/183
D552,738 S	10/2007	Helfet	D879,966 S *	3/2020	Ghodsi ..... D24/184
D555,250 S	11/2007	Wells	D888,964 S *	6/2020	Ghodsi ..... D24/184
D574,960 S *	8/2008	Parrish ..... D24/184	2005/0034230 A1	2/2005	Weedling et al.
7,461,425 B2	12/2008	Chambers et al.	2006/0005314 A1	1/2006	Lee
7,464,425 B2	12/2008	Chambers et al.	2006/0021133 A1	2/2006	Davis
7,469,432 B2	12/2008	Chambers	2007/0143928 A1	6/2007	Biggie et al.
7,469,436 B2	12/2008	Meyer et al.	2008/0040860 A1	2/2008	Price et al.
7,480,953 B2	1/2009	Romano et al.	2009/0013470 A1	1/2009	Richards et al.
D604,421 S	11/2009	Albrecht et al.	2010/0076356 A1	3/2010	Biondo et al.
7,617,555 B2	11/2009	Romano et al.	2010/0212087 A1	8/2010	Leib et al.
7,641,623 B2	1/2010	Biondo et al.	2011/0163885 A1	7/2011	Poulos et al.
7,648,392 B2	1/2010	Chambers et al.	2013/0014324 A1	1/2013	Receveur et al.
7,666,341 B2	2/2010	Pearce	2013/0231596 A1	9/2013	Hornbach et al.
7,685,664 B2	3/2010	Stolpmann et al.	2014/0031730 A1	1/2014	Hornbach et al.
7,712,164 B2	5/2010	Chambers	2015/0074914 A1	3/2015	Caminade
7,712,171 B2	5/2010	Butler	2015/0164720 A1	6/2015	Gibson et al.
7,802,332 B2	9/2010	Kummer et al.	2016/0157631 A1	6/2016	Milnes et al.
7,886,386 B2	2/2011	Balonick et al.	2016/0184154 A1	6/2016	Lafleche et al.
7,904,976 B2	3/2011	Hakamiun et al.	2016/0326674 A1	11/2016	Goijarts et al.
7,914,611 B2	3/2011	Vrzalik et al.	2016/0361215 A1	12/2016	Gibson et al.
7,966,680 B2	6/2011	Romano et al.	2017/0027791 A1	2/2017	McKnight et al.
8,069,514 B2	12/2011	Poulos et al.	2017/0151113 A1	6/2017	Lachenbruch et al.
D652,665 S *	1/2012	Bamford ..... D6/601	2017/0251824 A1	9/2017	Pearce
8,090,478 B2	1/2012	Skinner et al.	2017/0251825 A1	9/2017	Pearce
8,108,957 B2	2/2012	Richards et al.	2017/0254379 A1	9/2017	Whatcott
8,117,701 B2	2/2012	Bobey et al.	2018/0104123 A1	4/2018	Newkirk et al.
8,118,920 B2	2/2012	Vrzalik et al.	2018/0369038 A1	12/2018	Bhimavarapu et al.
8,196,241 B2	6/2012	Balonick et al.	2019/0201262 A1 *	7/2019	Galer ..... A61G 7/001
8,201,292 B2	6/2012	Dionne et al.	2020/0100965 A1 *	4/2020	Lafleche ..... A61G 7/05715
8,332,979 B2	12/2012	Flick et al.	2020/0100967 A1 *	4/2020	Galer ..... A61G 7/05769
D674,499 S	1/2013	Palm			
8,372,182 B2	2/2013	Vrzalik et al.			
8,397,326 B2	3/2013	Lafleche et al.			
8,413,277 B2	4/2013	Davis et al.			
8,434,748 B1	5/2013	Pearce et al.			
8,437,876 B2	5/2013	Receveur et al.			
8,490,233 B2	7/2013	Essers			

OTHER PUBLICATIONS

Direct Healthcare Services Ltd., "Dyna-Form Low Air Loss System User Manual", Version 01, Mar. 1, 2013, 16 pages.  
 Drive, "Med Aire Plus 8" Alternating Pressure and Low Air Loss Mattress Replacement System Operator's Manual", Item #14029, Control Unit 14029XP), Rev. 4, Mar. 15, 2016, 20 pages.

(56)

**References Cited**

## OTHER PUBLICATIONS

English language abstract and machine-assisted English translation for CN 2251310 extracted from espacenet.com database on Feb. 15, 2019, 5 pages.

Gaymar Industries Inc., “Aire Twin Alternating Pressure and Low-Loss Therapy Mattress Replacement Systems ATC80, ATM500, ATM800, ATW5000, ATW8000 Operator’s Manual”, May 2005, 8 pages.

Gaymar Industries Inc., Auto Aire Select Dynamic Low-Air Loss Therapy With Alternating Pressure and Active Sensor Technology Ref C2500MES Control Unit, Ref M2500S Series Mattress, Ref X3580S Operator’s Manual Rev. B, Sep. 2010, 42 pages.

Gaymar Industries Inc., “Auto Aire Select Dynamic Low-Air Loss Therapy With Alternating Pressure and Active Sensor Technology Ref C2500MS Control Unit, Ref M2500S Series Mattress, Ref Auto Aire Select Safety Mattress Service Manual”, Rev. B, Sep. 2010, 14 pages.

Gaymar Industries Inc., “Clini-Dyne Rotational Therapy System CLP2000 Control Unit, CLM Series Mattress Operator’s Manual”, Rev. A, Oct. 2010, 8 pages.

Gaymar Industries Inc., “Instructions for Use Sof Care Mattress Series”, Rev. A, May 2010, 12 pages.

Gaymar Industries Inc., “O2 Zoned Multi-Functional Portable Rotation System P4000, P4001, C4000 Series Control Unit, M4000 Series Mattress Operator’s Manual”, Rev. B, Oct. 2010, 12 pages.

Gaymar Industries Inc., “Sof Care Bed Cushions Instructions for Use”, Sep. 1993, 2 pages.

Gaymar Industries Inc., “Sof Matt Low Air Loss Mattress System Operator’s Manual/Service Manual”, Oct. 2010, 40 pages.

Gaymar Industries Inc., “Symmetric Aire Mattress Ref SYM3000 Series Instructions for Use”, Apr. 2012, 3 pages.

Hill-Rom, “300 Wound Surface Prevention and Treatment Surfaces Brochure”, Rev. 2, May 18, 2010, 2 pages.

Hill-Rom, “Hill-Rom P500 Therapy Surface Product No. P005723 and P005787 User Manual”, Rev. 3, 2010, 54 pages.

Hill-Rom, Synergy Air Elite Low Air Loss Therapy Brochure, Rev. 2, Dec. 30, 2008, 4 pages.

Hill-Rom, “Synergy Air Elite Low Air Loss Therapy Webpage”, <https://homecare.hill-rom.com/en/durable-medical-equipment/therapy-mattresses/therapy-mattresses/synergy-air-elite-low-air-loss-therapy/>, 2019, 2 pages.

Invacare Corporation, “MicroAir MA90 Series-Owner’s Operator and Maintenance Manual”, 2008, 28 pages.

Kap Medical, “Digital Alternating Pressure True LAL System Brochure”, 2013, 2 pages.

Molnlycke Health Care AB, “Turning and Positioning Webpage”, <http://molnlycke.us/products-solutions/turning-and-positioning-system/> formerly known as <http://sundancesolutions.com/>, 2016, 2 pages.

Sage Products, “Pressure Injury and Safe Patient Handling Solutions—Prevalon Mobile Air Transfer Systems; Prevalon Turn & Position Systems; Prevalon Heel Protectors; Prevalon Seated Positioning System Brochure”, 2017, 20 pages.

Sage Products, “Prevalon AirTap Patient Repositioning System Operator’s Manual”, 2016, 10 pages.

Sage Products, “Prevalon AirTap XXL Patient Repositioning System Brochure”, 2018, 4 pages.

Sage Products, “Prevalon Standard Turn and Position System Instructions for Use”, 2016, 1 page.

Sage Products, “Prevalon Turn and Position System 2.0 Instructions for Use”, 2016, 1 page.

Sage Products, “Sage Product Catalog—Pressure Injury Prevention and Safe Patient Handling”, 2018, 4 pages.

Stryker Medical, “Arise 1000 EX Low Air-Loss Bariatric Surface Specification Sheet”, Rev. B, 2008, 2 pages.

Stryker Medical, “Arise 1000EX Low Air Loss Therapy Mattress Model 2236 Operations/Maintenance Manual”, Rev. B, May 2009, 30 pages.

Stryker Medical, “ComfortGel SE Support Surface Ref 1805 Operations Manual”, Rev. C, Sep. 2016, 18 pages.

Stryker Medical, “ComfortGel Support Surface Ref 2850 Operations Manual”, Rev. A, Aug. 2017, 22 pages.

Stryker Medical, “ComfortGel Support Surface Specification Sheet”, Rev. E6, Dec. 2011, 2 pages.

Stryker Medical, “EOLE DC Powered Support Surface Ref 2871 Operations/Maintenance Manual”, Dec. 2017, 288 pages.

Stryker Medical, “EOLE Powered Support Surface Ref 2870 Operations/Maintenance Manual”, Dec. 2017, 288 pages.

Stryker Medical, “IsoAir Ref 2940 Service Manual”, Rev. 1.0, Nov. 2016, 144 pages.

Stryker Medical, “IsoFlex LAL Support Surface Specification Sheet”, Rev. D.3, 2016, 2 pages.

Stryker Medical, “IsoFlex SE Support Surface Ref 1806 Operations Manual”, Rev. C, Sep. 2016, 20 pages.

Stryker Medical, “IsoGel Air Support Surface Ref 2860 Operations Manual”, Rev. F, May 2015, 25 pages.

Stryker Medical, “IsoGel LAL Support Surface Ref 2860 Operations/Maintenance Manual”, Rev. C, Aug. 2017, 28 pages.

Stryker Medical, “IsoGel Support Surface Dimensional Gel Technology Specification Sheet”, Dec. 2013, 2 pages.

Stryker Medical, “Isolibrium Support Surface Ref 2971 Operations/Maintenance Manual”, Rev. B, Oct. 2014, 202 pages.

Stryker Medical, “Isolibrium Support Surface Ref 2971 Operations/Maintenance Manual”, Rev. C, May 2014, 200 pages.

Stryker Medical, “Isolibrium Support Surface Specification Sheet”, Rev. E4, Nov. 2013, 2 pages.

Stryker Medical, “Isolibrium Support Surface Version 4.0, Ref 2971, Ref 2972 Maintenance Manual”, Rev. B, May 2017, 88 pages.

Stryker Medical, “Isolibrium Support Surface Version 4.0, Ref 2971, Ref 2972 Maintenance Manual”, Rev. C, May 2017, 88 pages.

Stryker Medical, “Mattress Assembly p. 2235-100-001—Bariatric Bed Model 2230”, Rev. A, 2008, 2 pages.

Stryker Medical, “Position Pro Therapy Mattress Model 2920 Operations/Maintenance Manual”, Rev. A, Feb. 2007, 55 pages.

Stryker Medical, “PositionPro Patient Repositioning Support Surface-Standalone with Pendant or Integrated with FL27 InTouch CC Model Beds Ref 2920 Maintenance Manual”, Rev. A, Oct. 2016, 56 pages.

Stryker Medical, “PositionPro Patient Repositioning Support Surface-Standalone with Pendant or Integrated with FL27 InTouch CC Model Beds Ref 2920 Maintenance Manual”, Rev. G, Oct. 2016, 42 pages.

Stryker Medical, “Pressure Management—Dynamic Mattress System 2500 Operations/Maintenance Manual”, published at least prior to Sep. 2018, 17 pages.

Stryker Medical, “Pressure Management—Dynamic Mattress System 2500 Operations/Maintenance Manual”, published at least prior to Sep. 2018, 23 pages.

Stryker Medical, “ProForm Non-Powered Support Surface Model 2710 Operations/Maintenance Manual”, Rev. G, Sep. 14, 2015, 134 pages.

Stryker Medical, “Save Simply Brochure”, 2018, 2 pages.

Stryker Medical, “Sof Care DuoGard Overlay Brochure”, 2017, 2 pages.

Stryker Medical, SofCare Stretcher Overlay Ref 2780-400-000, Ref 2780-500-000 Operations Manual, Rev. B, Dec. 2014, 2 pages.

Stryker Medical, “SPR Plus Low Air Loss Overlay 3-Layer Technology Specification Sheet”, Rev. D.2, Aug. 2011, 2 pages.

Stryker Medical, “SPR Plus Overlay Ref 2790-100-000 Operations Manual”, Rev. B, Dec. 2014, 2 pages.

Stryker Medical, “Stryker Air I, Stryker Air II Low Air Loss Therapy Mattress (LAL), Model 2236 Operations/Maintenance Manual”, Rev. B, May 2009, 30 pages.

Stryker Medical, “Stryker IsoAir Ref 2940 Operation/Maintenance Manual”, Rev. 4.00, Dec. 2015, 52 pages.

Stryker Medical, “Ultra Comfort SE Support Surface Ref. 1703; Ref. 1704 Operations Manual”, Rev. D, May 2017, 40 pages.

Stryker Medical, “XPRT Pulmonary Therapy & Wound Care Mattress Model 2950 Operations/Maintenance Manual”, Rev. C, Aug. 2007, 114 pages.

Stryker Medical, “XPRT Therapeutic Support Surface Ref 2950 Operations/Maintenance Manual”, Rev. B, Jun. 2012, 468 pages.

(56)

**References Cited**

OTHER PUBLICATIONS

Stryker Medical, XPRT Therapy Mattress Model 2950 Operations Manual, Rev. A, Jul. 2006, 98 pages.

Stryker Medical, "XPRT Therapy Mattress Model 2950 Operations/Maintenance Manual", Rev. A, May 2006, 98 pages.

Stryker Medical, "XPRT Therapy Mattress Model 2950 Operations/Maintenance Manual", Rev. H, Jun. 2006, 98 pages.

Stryker Medical, "DuoGard Overlay Ref 2780-300-000 Operations Manual", Rev. B, Dec. 2014, 1 page.

Design U.S. Appl. No. 29/664,884, filed Sep. 28, 2018.

Design U.S. Appl. No. 29/664,888, filed Sep. 28, 2018.

Design U.S. Appl. No. 29/664,886, filed Sep. 28, 2018.

\* cited by examiner

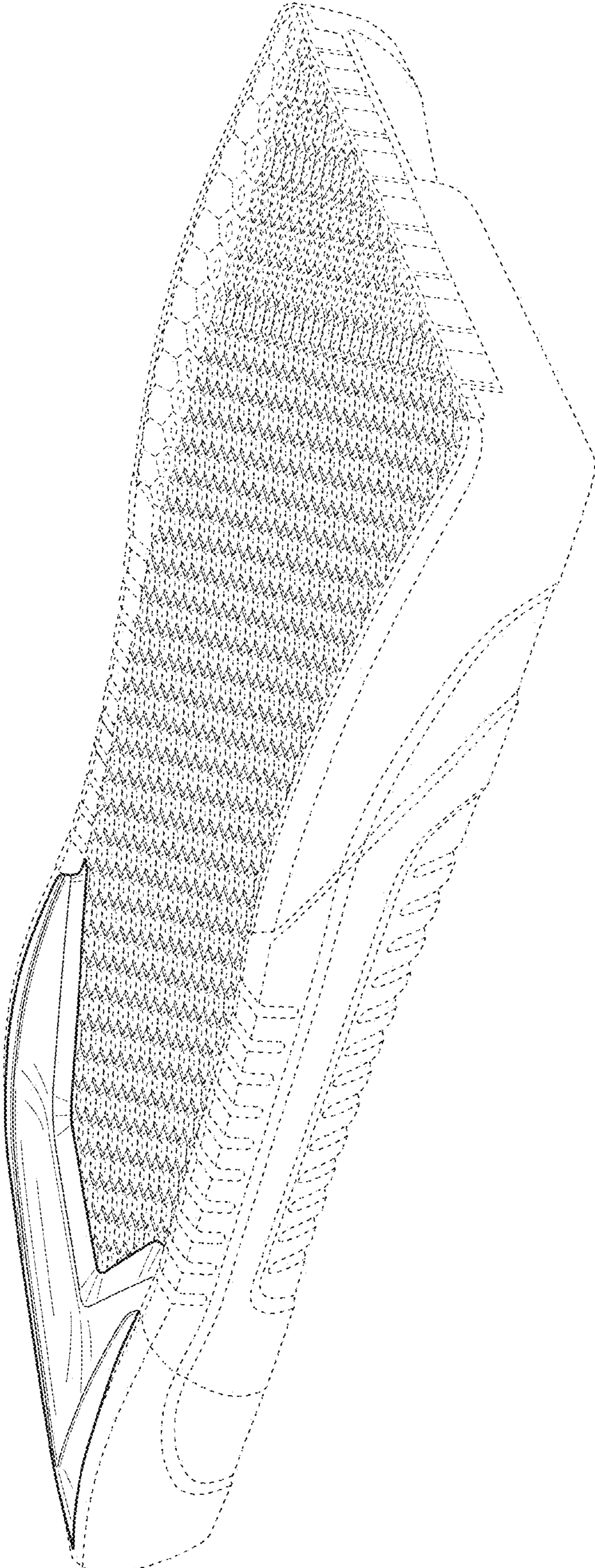


FIG. 1

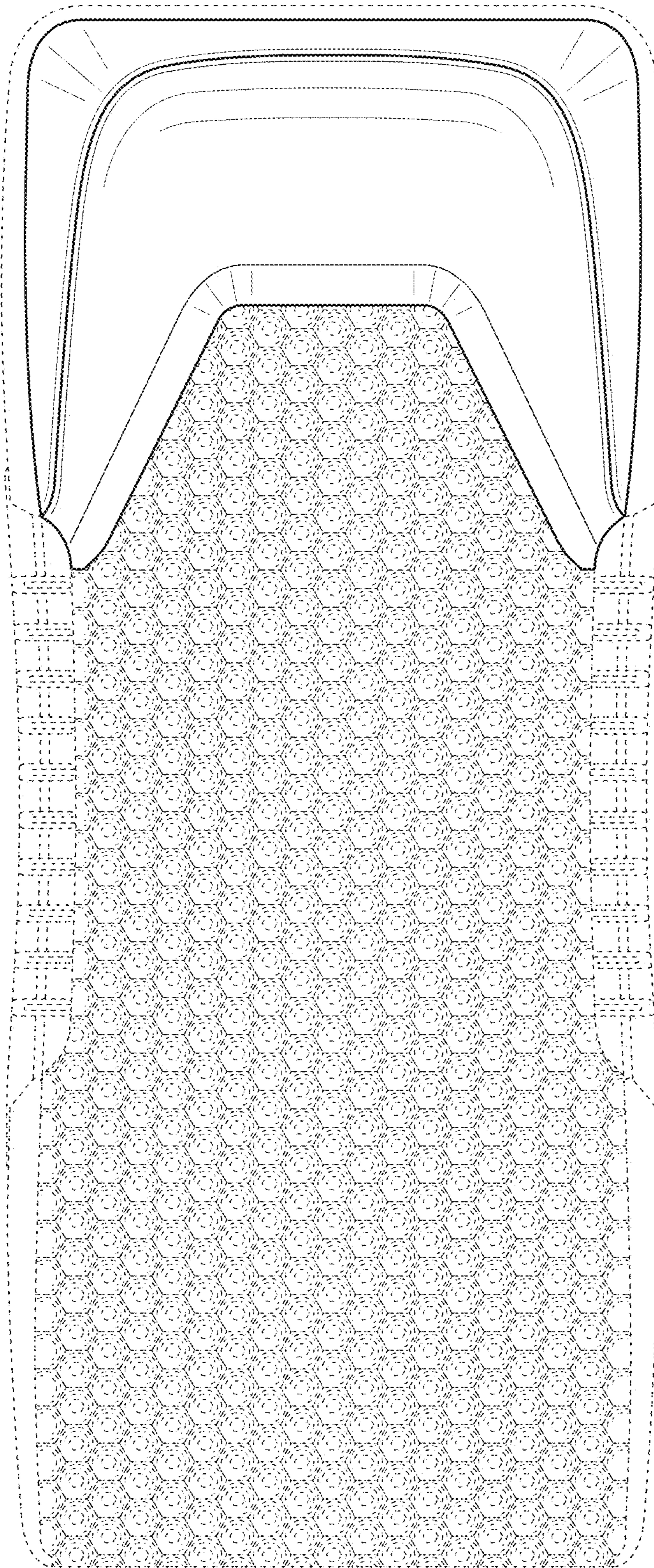


FIG. 2

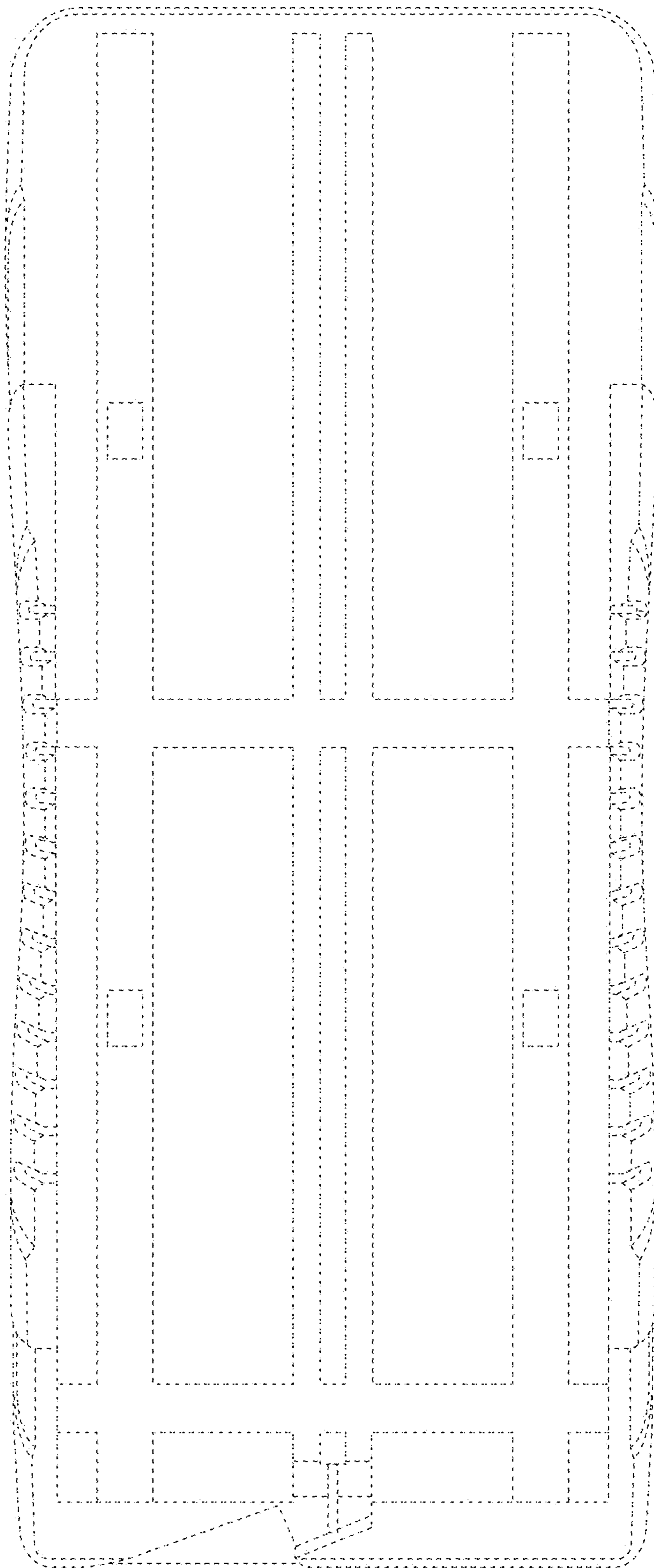
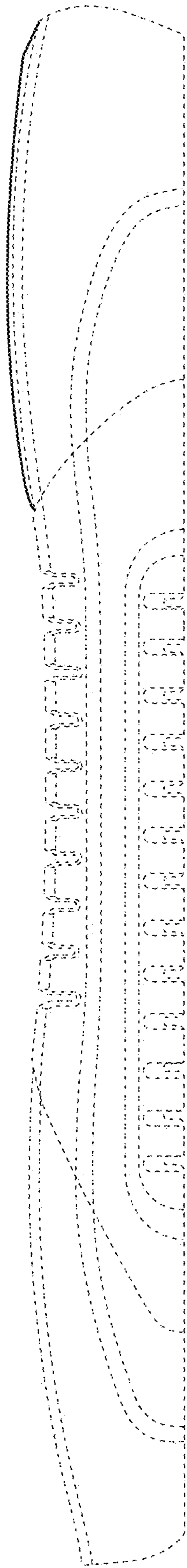
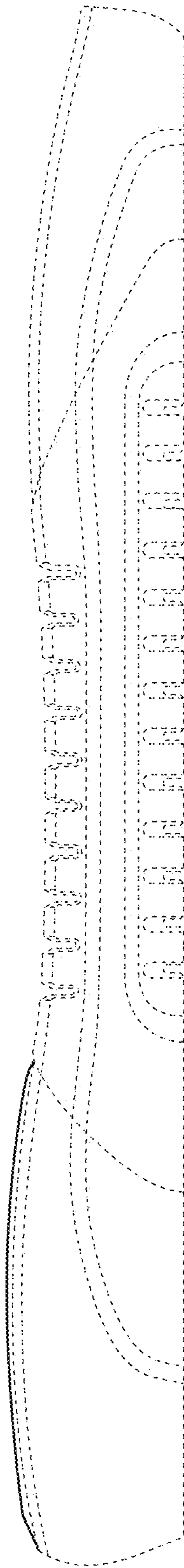


FIG. 3



**FIG. 4**



**FIG. 5**



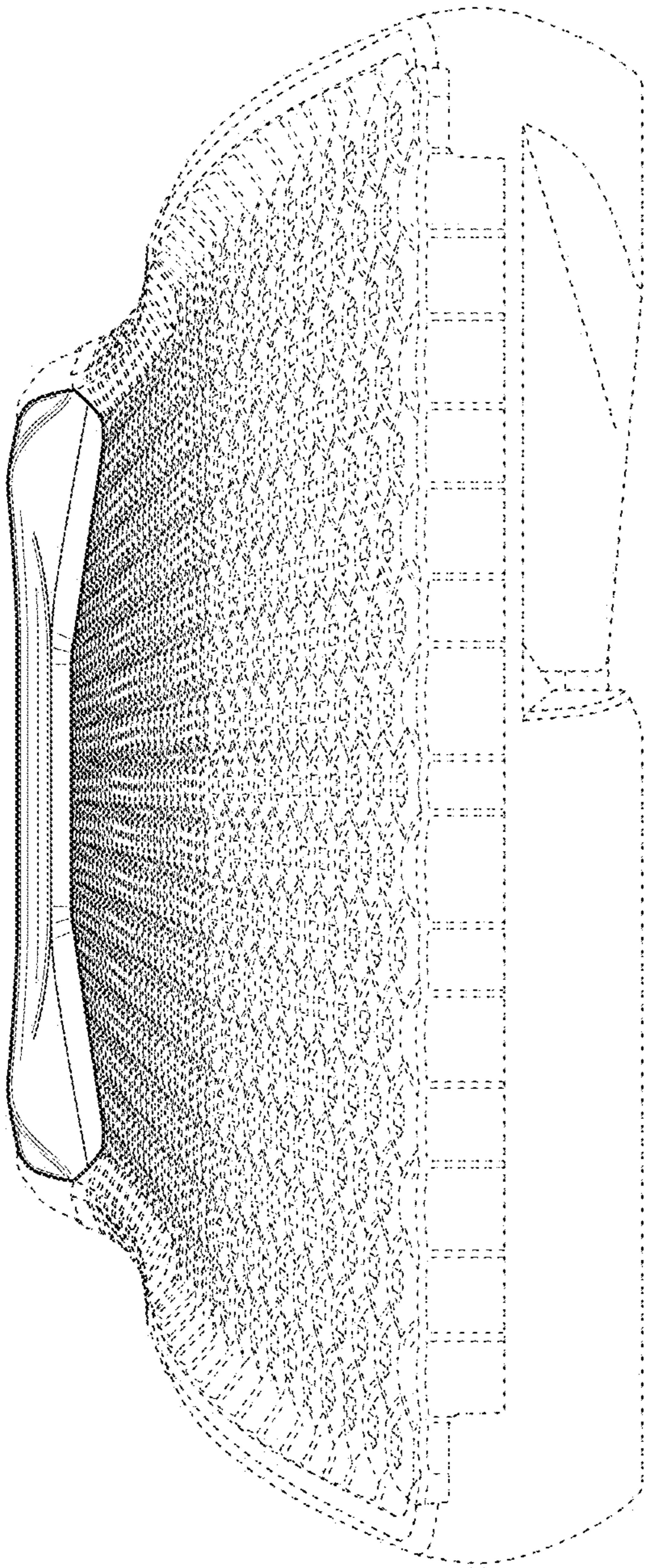


FIG. 6




FIG. 7