



US00D901934S

(12) **United States Design Patent** (10) **Patent No.:** **US D901,934 S**  
**Chiang** (45) **Date of Patent:** **\*\* Nov. 17, 2020**

(54) **RUSTIC WOOD JEWELRY ORGANIZER**  
(71) Applicant: **Rustic Wood Jewelry Organizer**,  
Woodinville, WA (US)  
(72) Inventor: **Cliff Chiang**, Woodinville, WA (US)  
(\*\*) Term: **15 Years**  
(21) Appl. No.: **29/668,860**  
(22) Filed: **Nov. 2, 2018**  
(51) **LOC (12) Cl.** ..... **06-04**  
(52) **U.S. Cl.**  
USPC ..... **D6/571**  
(58) **Field of Classification Search**  
USPC ..... D6/553, 512, 524, 552, 574, 572, 573,  
D6/569, 672, 673, 675, 675.1, 705, 560,  
D6/571, 514; 108/28-29, 152; 211/13.1,  
211/42, 71.01, 86.01, 87.01, 88.01, 88.03,  
211/90.01, 90.03, 126.1, 133.5, 134, 153,  
211/182; 248/205.3, 235, 243, 247, 249,  
248/250; D3/304-315, 319; D19/75,  
D19/77-80, 86, 87, 90-92  
CPC ..... A47B 43/00; A47B 43/04; A47B 47/0066;  
A47B 47/04; A47B 63/00; A47B 69/00;  
A47B 71/00; B65D 51/00  
See application file for complete search history.

D553,409 S \* 10/2007 Rosario ..... D6/571  
D605,441 S \* 12/2009 Lamplugh ..... D6/514  
D643,656 S \* 8/2011 Golias, Sr. .... D6/705  
D747,895 S \* 1/2016 Florek ..... A47F 5/08  
D6/552  
9,629,485 B2 \* 4/2017 Florek ..... A47G 1/12  
D851,965 S \* 6/2019 Chiang ..... D6/672

\* cited by examiner

*Primary Examiner* — Wan Laymon  
*Assistant Examiner* — Mark Booker

(74) *Attorney, Agent, or Firm* — Dean Craine; Marisa  
Whitaker

(57) **CLAIM**

The ornamental design for a rustic wood jewelry organizer,  
as shown and described.

**DESCRIPTION**

This patent contains at least one drawing/photograph  
executed in color. Copies of this patent with colored  
drawing(s)/photograph(s) will be provided by the Office  
upon request and payment of the necessary fee.

FIG. 1 is a front perspective view of a rustic wood jewelry  
organizer, showing my new design.

FIG. 2 is a front elevational view of the invention

FIG. 3 is a rear elevational view of the invention.

FIG. 4 is a top plan view of the invention.

FIG. 5 is a bottom plan view of the invention.

FIG. 6 is a left, side elevational view of the invention; and,

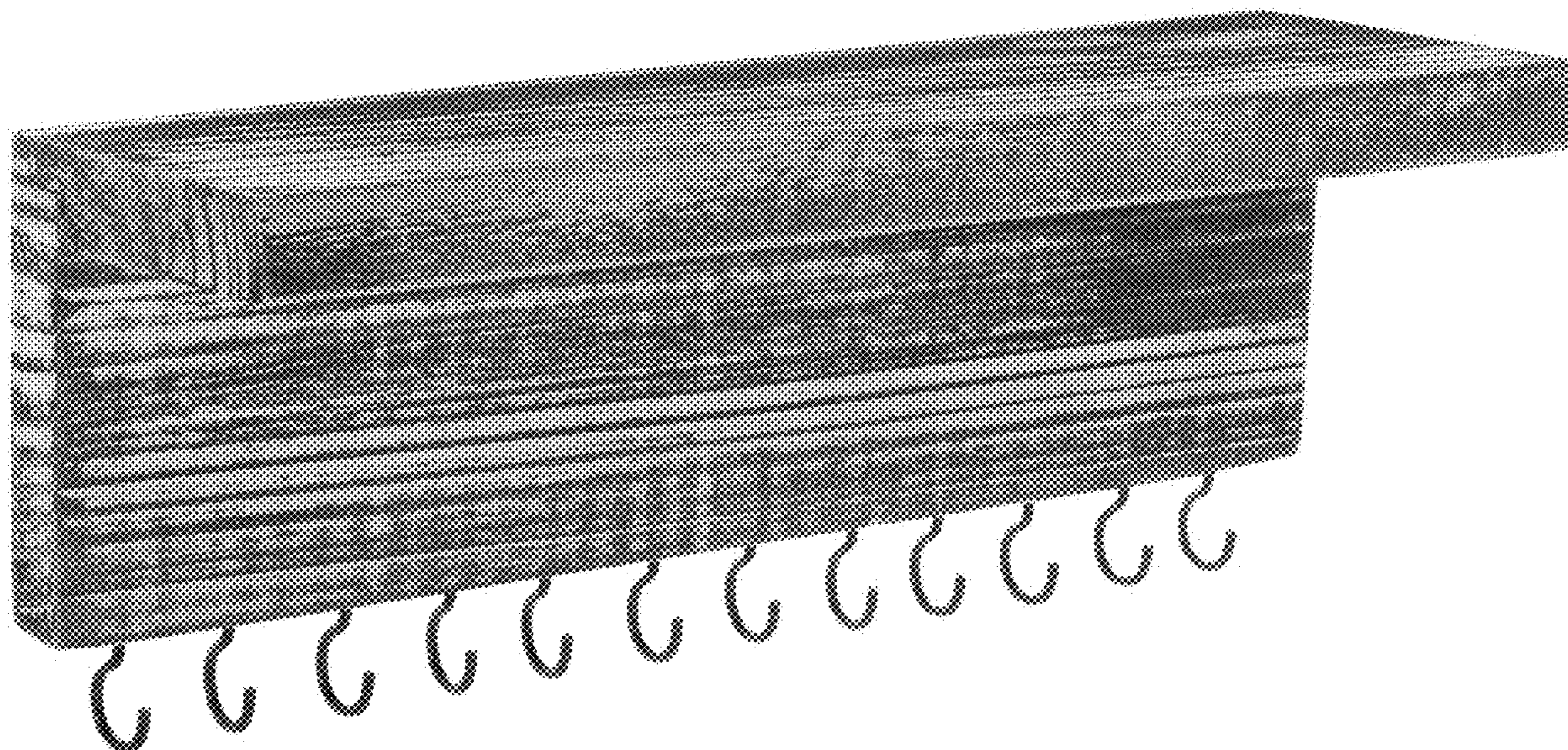
FIG. 7 is a right side devotional view of the invention.

(56) **References Cited**

U.S. PATENT DOCUMENTS

D312,940 S \* 12/1990 James ..... D6/320  
D512,867 S \* 12/2005 Gates ..... D6/574

**1 Claim, 7 Drawing Sheets**  
**(7 of 7 Drawing Sheet(s) Filed in Color)**






FIG. 1




FIG. 2





FIG. 3



*FIG. 4*





FIG. 5



*FIG. 6*




FIG. 7