



US00D901930S

(12) **United States Design Patent** (10) **Patent No.:** **US D901,930 S**  
**Reilly et al.** (45) **Date of Patent:** **\*\* Nov. 17, 2020**

(54) **SOAP DISPENSER**

A47K 10/025; A47K 10/10; A47K 10/04;  
A47K 1/09; A47K 17/003; A61C 5/06

(71) Applicant: **Staples Brands, Inc.**, Framingham, MA (US)

See application file for complete search history.

(72) Inventors: **Daniel Reilly**, Watertown, MA (US);  
**Logan Steinfeld**, Boston, MA (US);  
**Thomas James Chavara**, Norwood, MA (US); **Lowell Daniel Jesmer**,  
Leominster, MA (US); **Evan Alton Hutker**,  
Dedham, MA (US)

(56) **References Cited**

U.S. PATENT DOCUMENTS

D687,653	S	*	8/2013	Giovannoni	.....	D6/545
D768,407	S	*	10/2016	Patterson	.....	D6/545
D796,868	S	*	9/2017	Johnson	.....	D6/542
D809,819	S	*	2/2018	Johnson	.....	D6/542
D811,120	S	*	2/2018	Johnson	.....	D6/542
D846,299	S	*	4/2019	Harris	.....	D6/515

\* cited by examiner

(73) Assignee: **WORKLIFE BRANDS LLC**, Framingham, MA (US)

*Primary Examiner* — Wan Laymon

*Assistant Examiner* — Mark Booker

(\*\*) Term: **15 Years**

(74) *Attorney, Agent, or Firm* — Sheridan Ross P.C.

(21) Appl. No.: **29/685,332**

(22) Filed: **Mar. 27, 2019**

(57) **CLAIM**

The ornamental design for the soap dispenser, as shown and described.

(51) **LOC (12) Cl.** ..... **23-02**

(52) **U.S. Cl.**  
USPC ..... **D6/542**

**DESCRIPTION**

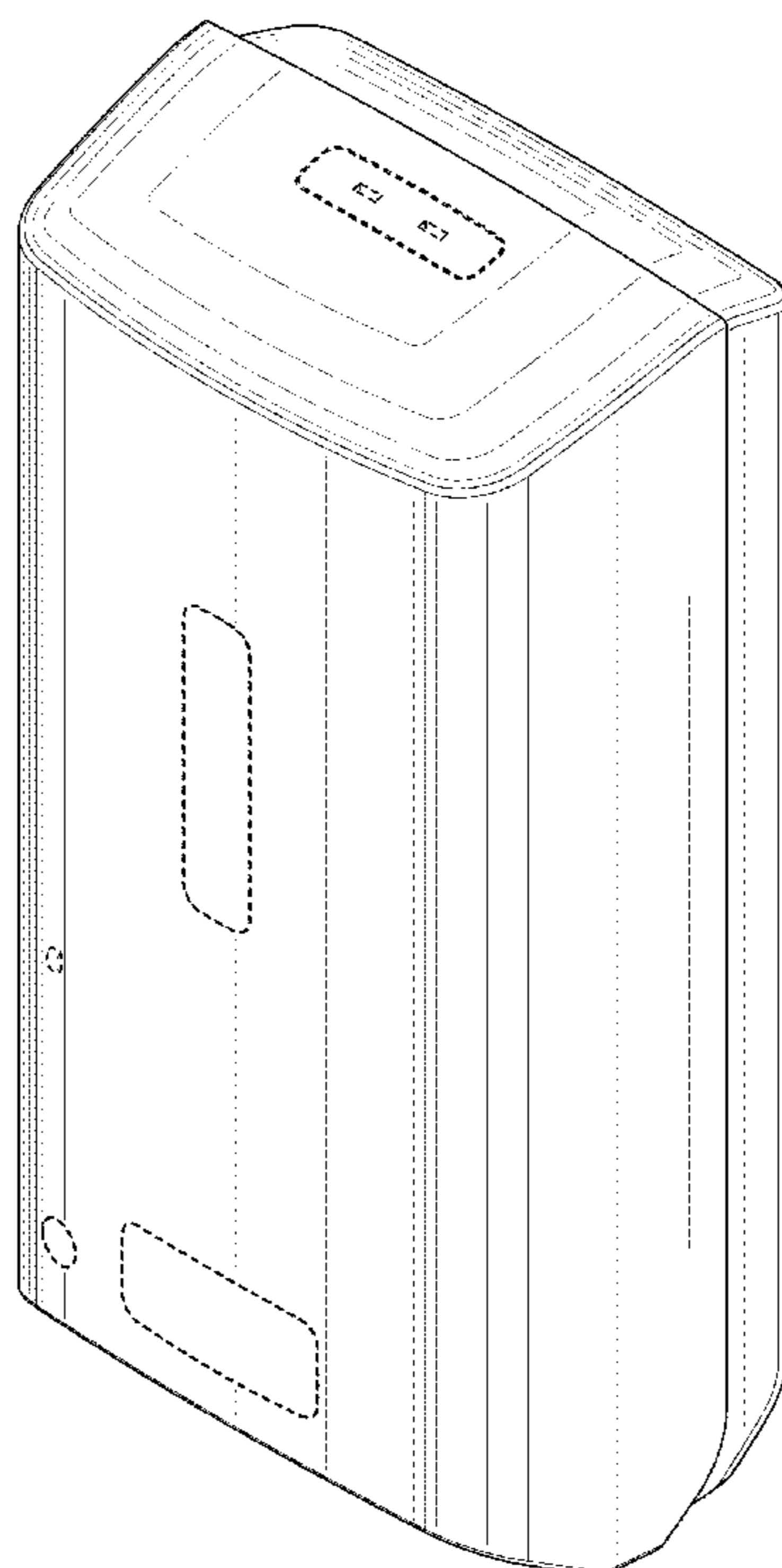
(58) **Field of Classification Search**

USPC ..... D6/515, 522, 542, 512, 518, 520, 524,  
D6/543, 544, 545; 206/233, 389, 401,  
206/77.1, 581, 225, 229; 211/45, 48,  
211/88.04, 119.009, 85.12; 221/26, 282,  
221/283; 222/148, 149, 180, 181.1, 631  
CPC . A47F 1/085; A47F 7/163; A47F 7/16; B65H  
75/141; B65D 83/267; B65D 23/003;  
B65D 83/40; B65D 77/065; B65D  
35/242; B65D 85/672; B65D 83/08;  
B65D 83/05; B65D 85/04; B67D 3/0029;  
B67D 1/07; A47K 5/1217; A47K 5/02;

FIG. 1 is a perspective view of a soap dispenser;  
FIG. 2 is a front elevation view thereof;  
FIG. 3 is a rear elevation view thereof;  
FIG. 4 is a left elevation view thereof;  
FIG. 5 is a right elevation view thereof;  
FIG. 6 is a top plan view thereof; and,  
FIG. 7 is a bottom plan view thereof.

The broken lines in the drawings illustrate portions of the soap dispenser which form no part of the claimed design.

**1 Claim, 7 Drawing Sheets**



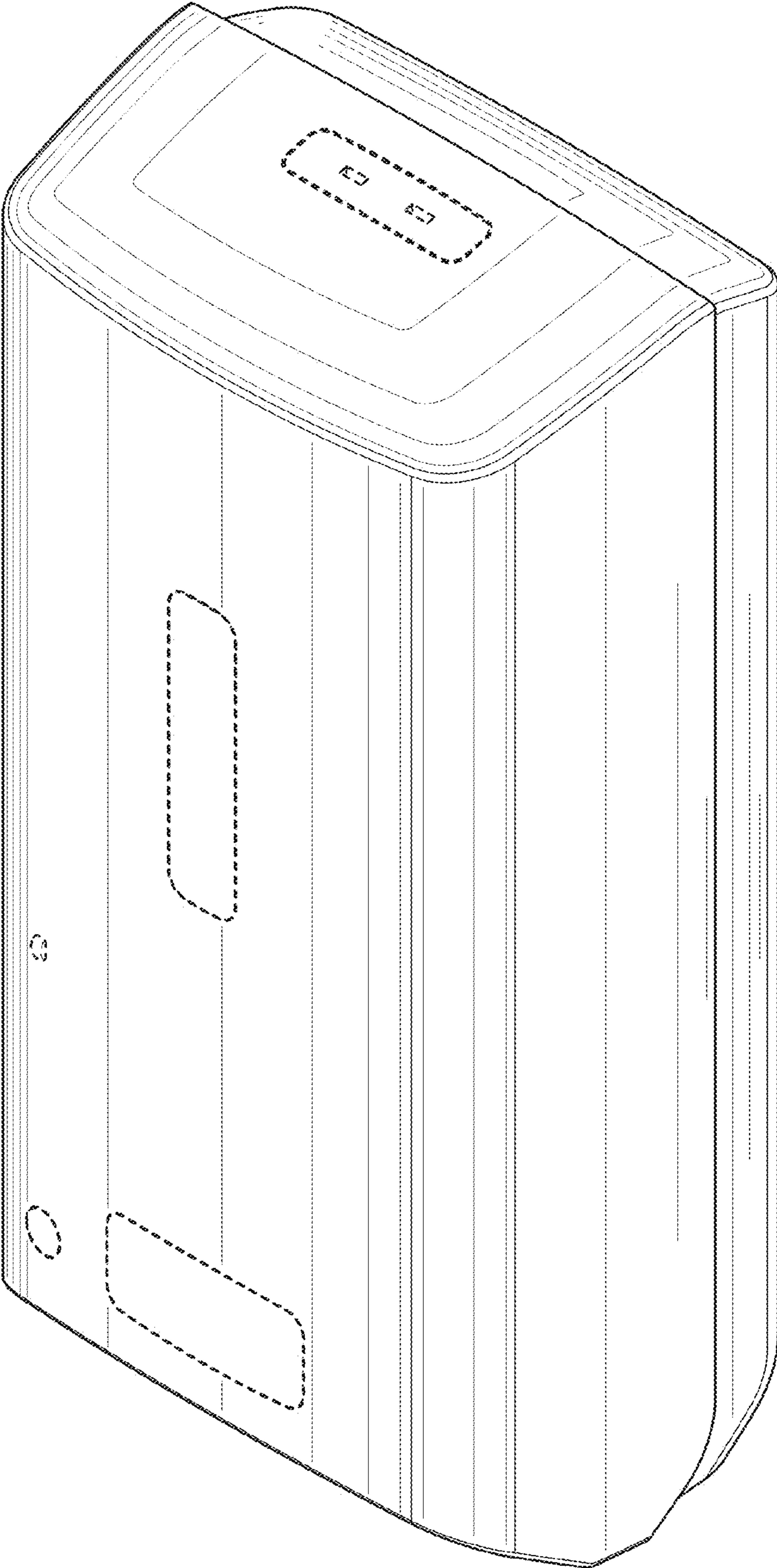


FIG. 1

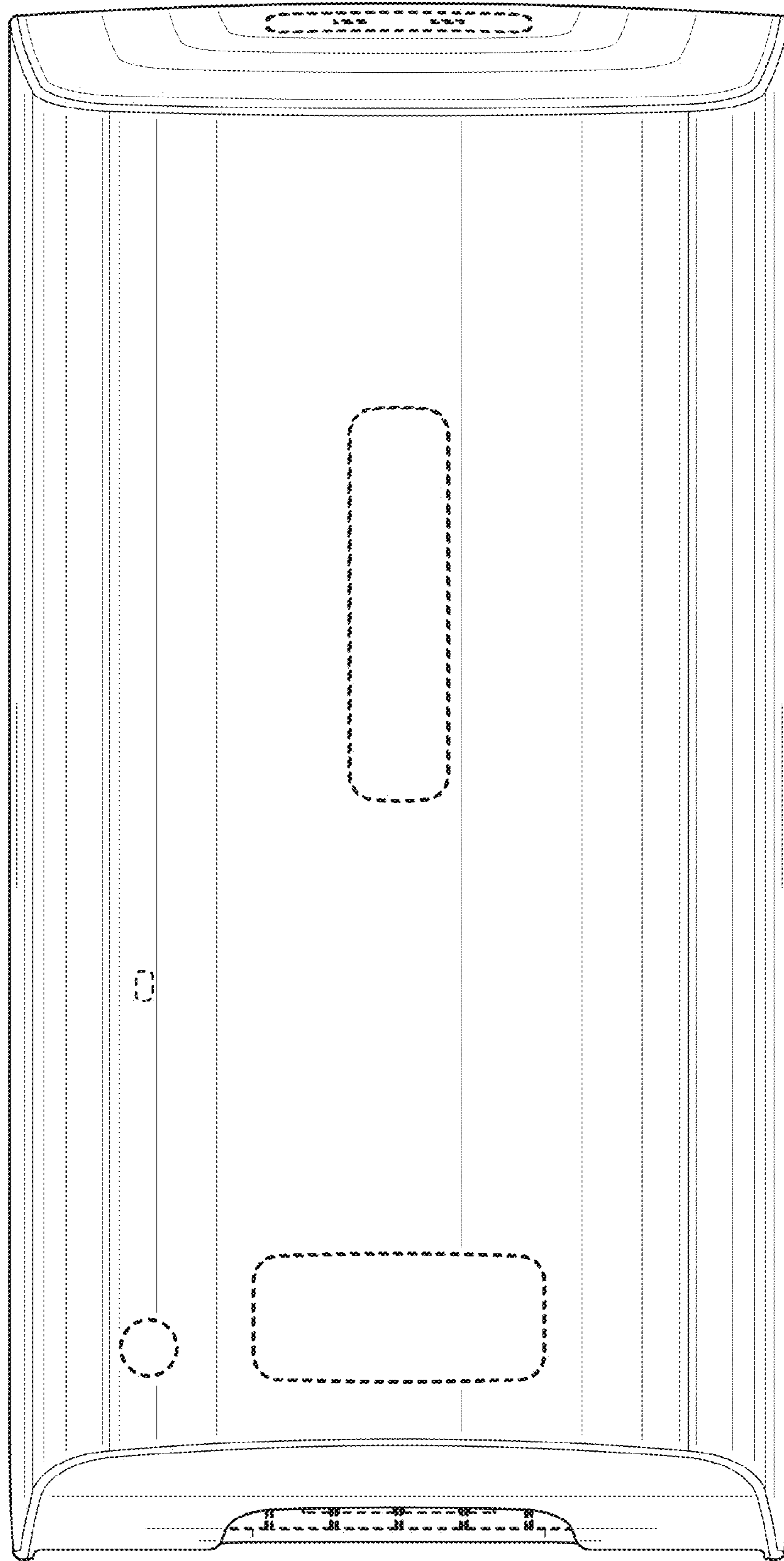


FIG. 2

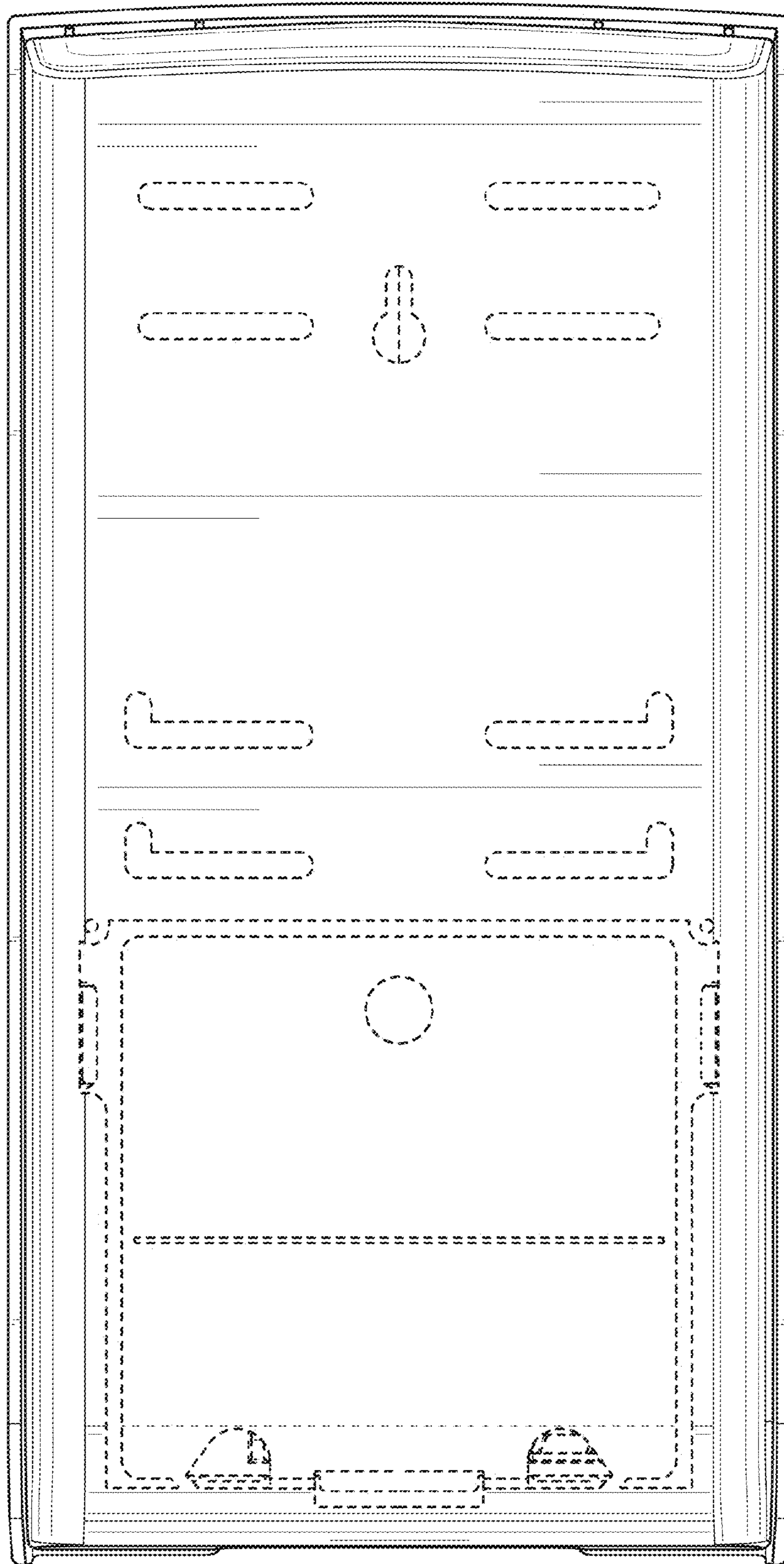


FIG. 3




FIG. 4




FIG. 5

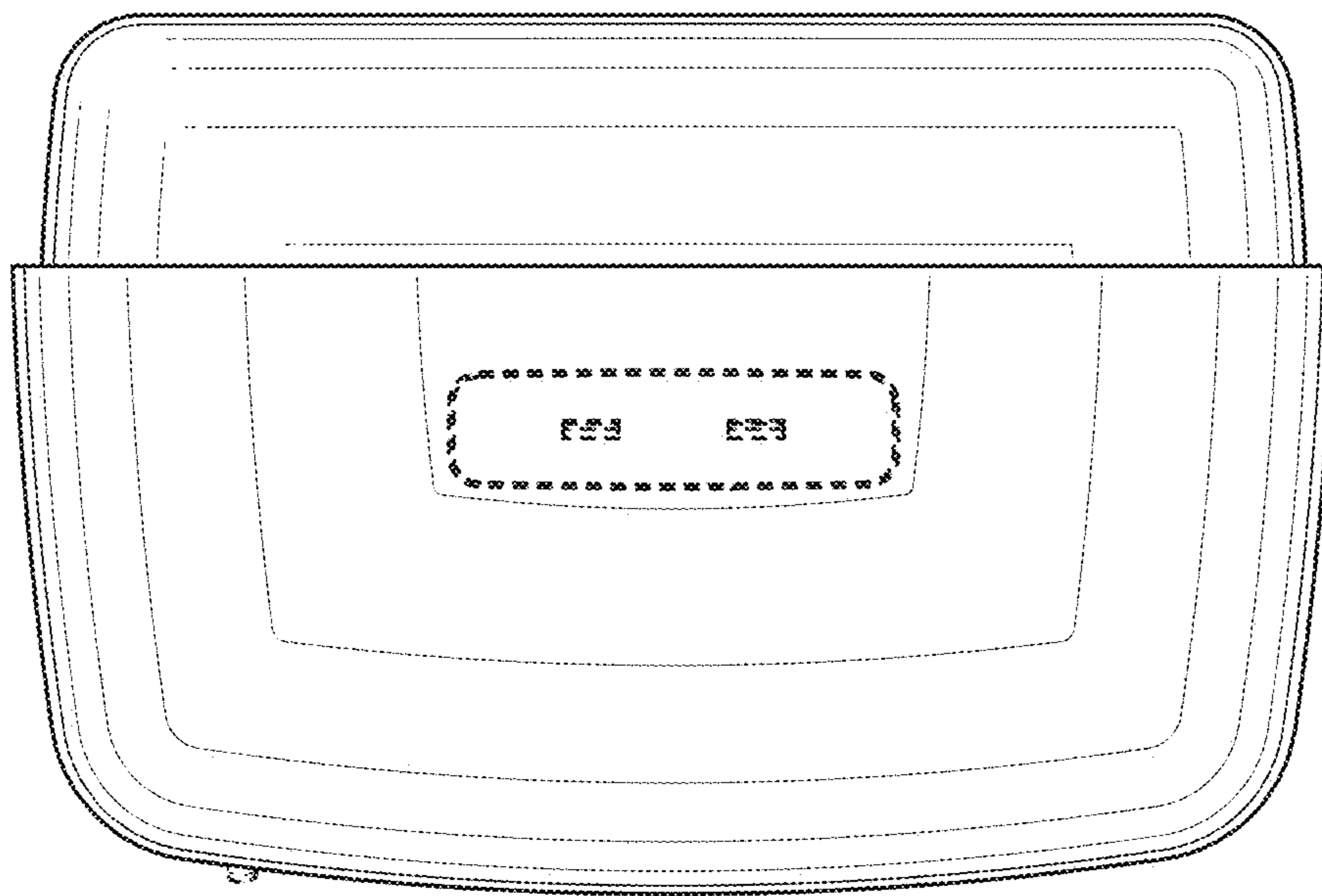


FIG. 6

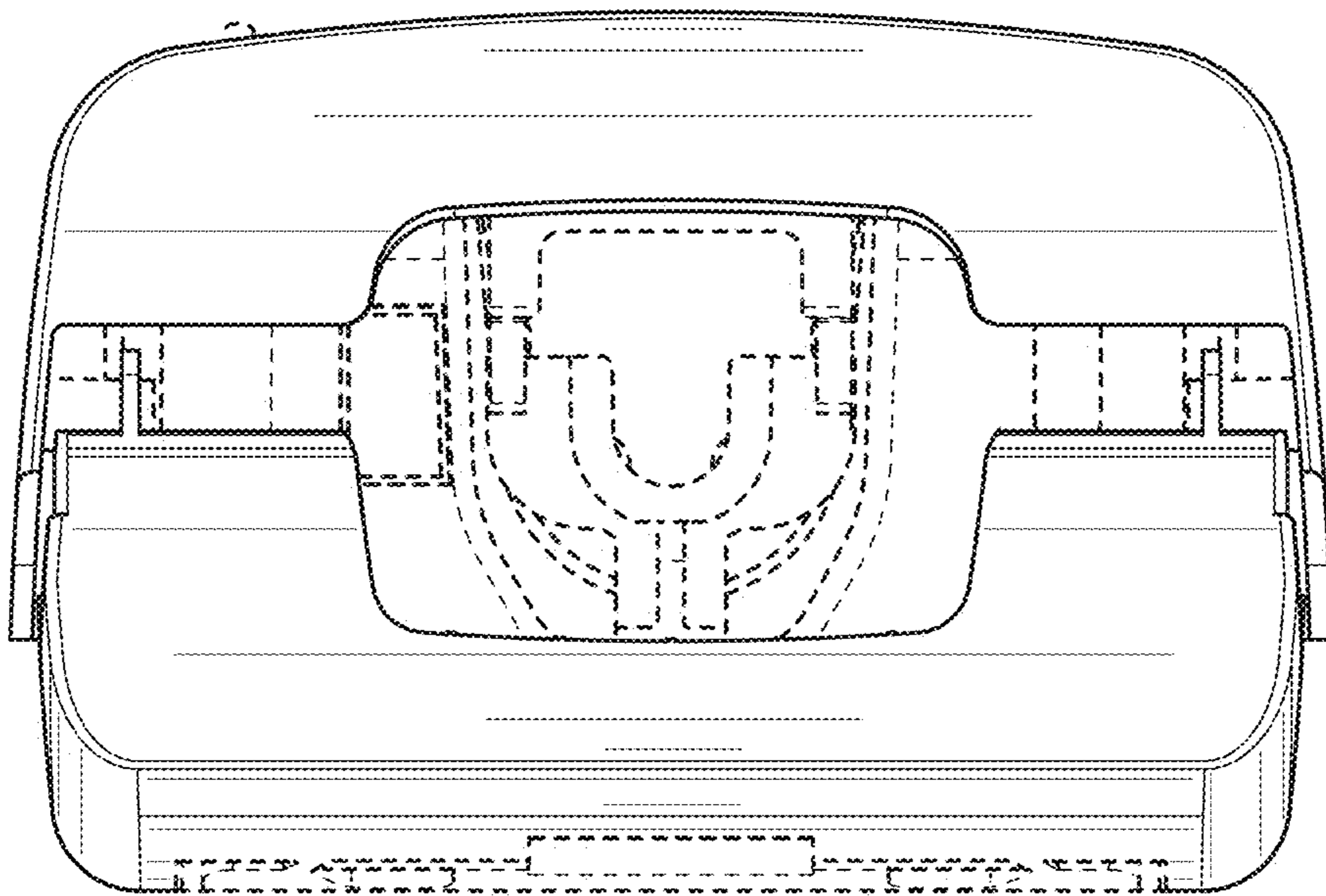


FIG. 7